



SC Annual School Report Card Summary

Williams Memorial Elementary
Dorchester 4
Grades: PK-5 Enrollment: 655
Principal: Jeffrey Beckwith
Superintendent: Jerry Montjoy
Board Chair: Kenneth Jenkins, Ed.D

PERFORMANCE

Comprehensive detail, including definitions of ratings, performance criteria, and explanations of status, is available on www.ed.sc.gov and www.eoc.sc.gov as well as school and school district websites. Printed versions are available from school districts upon request.

YEAR	ABSOLUTE RATING	GROWTH RATING	PALMETTO GOLD/SILVER AWARD	AYP STATUS	NCLB IMPROVEMENT STATUS
2008	Average	Average	TBD	Not Met	RP
2007	Average	Below Average	N/A	Met	CA-DELAY
2006	Average	Average	N/A	Not Met	CA

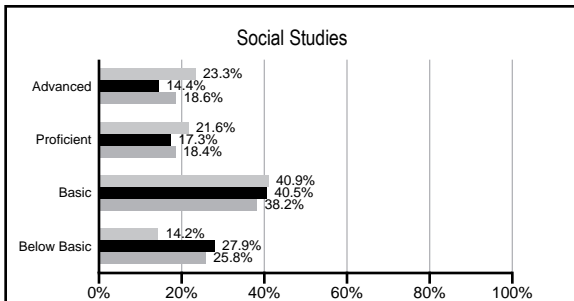
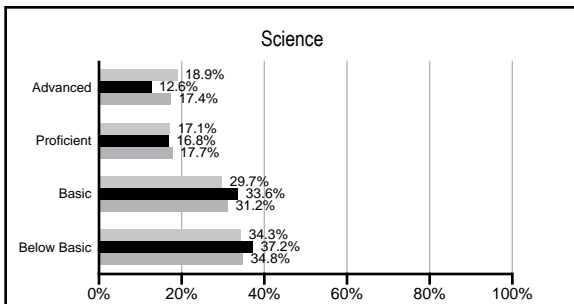
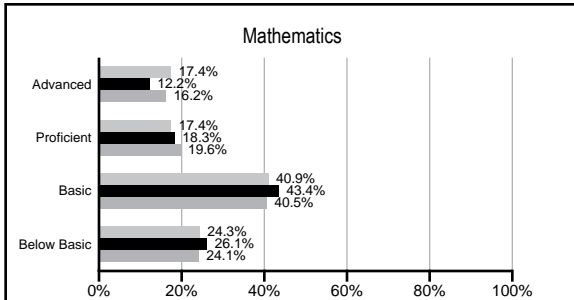
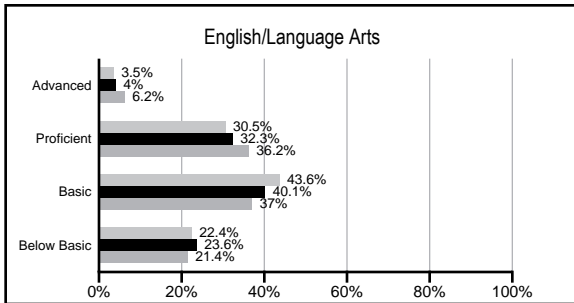
ABSOLUTE RATINGS OF ELEMENTARY SCHOOLS WITH STUDENTS LIKE OURS*

EXCELLENT	GOOD	AVERAGE	BELOW AVERAGE	AT-RISK
0	2	34	44	1

* Ratings are calculated with data available by 02/17/2009. Schools with Students like Ours are Elementary Schools with poverty indices of no more than 5% above or below the index for this school.

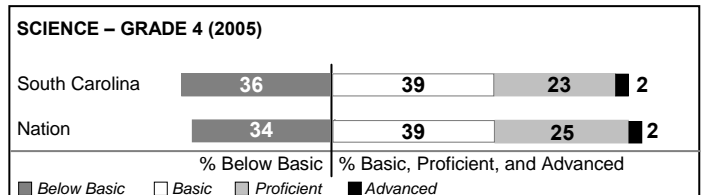

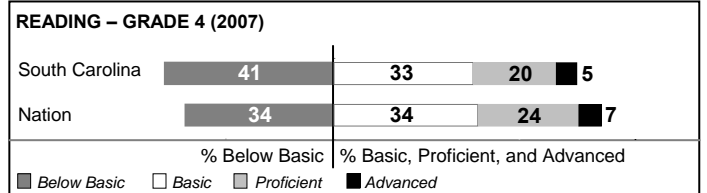
PACT PERFORMANCE

Our School
 Elementary Schools with Students Like Ours
 Elementary schools statewide



NAEP PERFORMANCE*

* Performance reported for SC and nation, data not available at school level. Percentages at NAEP Achievement Levels.



SC PERFORMANCE GOAL

2010 Goal:

By 2010, SC's student achievement will be ranked in the top half of the states nationally. To achieve this goal, we must become one of the fastest improving systems in the country.

2020 Goal: TBD

Abbreviations Key

N/A Not Applicable N/AV Not Available N/C Not Collected N/R Not Reported I/S Insufficient Sample TBD To be determined
 NI Newly Identified CSI Continuing School Improvement CA Corrective Action RP Plan to Restructure R Restructure DELAY School Improvement Status HOLD School Improvement Status

Williams Memorial Elementary [Dorchester 4]

SCHOOL PROFILE

	Our School	Change from Last Year	Elementary Schools with Students Like Ours	Median Elementary School
Students (n=655)				
Retention rate	1.9%	Down from 3.5%	2.9%	2.3%
Attendance rate	95.4%	Up from 95.2%	96.1%	96.3%
Eligible for gifted and talented	4.9%	Up from 4.6%	8.2%	10.4%
With disabilities other than speech	4.9%	Down from 7.9%	9.0%	7.5%
Out-of-school suspensions or expulsions for violent &/or criminal offenses	0.0%	No Change	0.0%	0.0%
Teachers (n=48)				
Teachers with advanced degrees	79.2%	Up from 77.6%	54.8%	56.7%
Continuing contract teachers	87.5%	Up from 85.7%	78.7%	77.3%
Teachers with emergency or provisional certificates	0.0%	No Change	0.0%	0.0%
Teachers returning from previous year	95.2%	Up from 91.4%	86.5%	86.4%
Teacher attendance rate	93.1%	Up from 92.8%	94.7%	94.9%
Average teacher salary	\$47,976	Up 6.3%	\$45,059	\$45,345
Classes not taught by highly qualified teachers	0.0%	No Change	0.0%	0.0%
School				
Principal's years at school	1.0	Down from 4.0	4.0	4.0
Student-teacher ratio in core subjects	16.0 to 1	Up from 14.2 to 1	18.4 to 1	18.5 to 1
Prime instructional time	87.1%	Up from 86.5%	89.0%	89.8%
Opportunities in the arts	Good	No Change	Good	Good
SACS accreditation	Yes	No Change	Yes	Yes
Character development program	Good	No Change	Excellent	Excellent
Dollars spent per pupil*	\$8,170	Up 5.1%	\$7,265	\$7,052
Percent of expenditures for instruction*	66.9%	Down from 67.0%	68.4%	69.1%
Percent of expenditures for teacher salaries*	63.8%	Up from 48.9%	62.7%	64.2%
% of AYP objectives met	76.5%		81.0%	85.7%

* Prior year audited financial data available.

EVALUATION RESULTS

	Teachers	Students*	Parents*
Number of surveys returned	48	81	54
Percent satisfied with learning environment	91.7%	79.0%	77.4%
Percent satisfied with social and physical environment	91.7%	85.2%	74.1%
Percent satisfied with school-home relations	72.9%	86.4%	74.1%

*Only students at the highest elementary school grade level at this school and their parents were included.

REPORT OF PRINCIPAL AND SCHOOL IMPROVEMENT COUNCIL

The 2007-2008 school year at Williams Memorial Elementary was filled with excitement, enthusiasm and successes. Our teachers, students, parents and community came together, providing our children with every opportunity to be successful.

Our mission statement discusses powerful learning experiences, which was accomplished through hands on learning and instructional field trips. Students had the opportunity this year to take advantage of our StarLab as well as visit places throughout the state, including the USS Yorktown, State Museum, State House, Fort Sumter, Riverbanks Zoo and many other places that allowed our children to make real world connections to their learning. Additionally, students were given the opportunity to take part in extra-curricular programs such as Book Clubs, Recycling Team, TNT News Crew, Basketball League, Soccer League, Cheerleading and Chorus.

The parents and community supported the school through a number of generous donations and participation in school events including the PTA Fall Carnival, Family Academic Days, Academic Night, Veteran's Day and Grandparent's Day Luncheons, and the Black History Month Program. Our PTA generously purchased new playground equipment, teacher grants, overhead projectors, digital cameras, printers, and DVD players for each classroom.

The teachers at WMES have continued to improve themselves through professional development with three more teachers receiving their National Board Certification and several receiving Master's degrees. Additionally, thirty of our teachers wrote grants, many of which have already been approved for Interactive White Boards and additional funding.

At WMES the cooperation and support of our families, community members, teachers and administrative staff are what make our school one of the finest schools in the area. Although we are very proud of our accomplishments to date, we look forward to continued growth and success over the 2008-2009 school year.

Jeffrey Beckwith, Principal
Marquita Deas, SIC Chairperson

Comprehensive detail, including definitions of rating, performance criteria, and explanations of status, is available on www.ed.sc.gov and www.eoc.sc.gov as well as school and school district websites.

Printed versions are available from school districts upon request.

Abbreviations Key

N/A Not Applicable N/AV Not Available N/C Not Collected N/R Not Reported I/S Insufficient Sample TBD To be determined
NI Newly Identified CSI Continuing School Improvement CA Corrective Action RP Plan to Restructure R Restructure DELAY School Improvement Status HOLD School Improvement Status