



# SC Annual School Report Card Summary

Harleyville-Ridgeville Elementary

Dorchester 4

Grades: PK-5

Enrollment: 460

Principal: Dr. Morris Ravenell

Superintendent: Jerry Montjoy

Board Chair: Kenneth Jenkins, Ed.D

## PERFORMANCE

Comprehensive detail, including definitions of ratings, performance criteria, and explanations of status, is available on [www.ed.sc.gov](http://www.ed.sc.gov) and [www.eoc.sc.gov](http://www.eoc.sc.gov) as well as school and school district websites. Printed versions are available from school districts upon request.

YEAR	ABSOLUTE RATING	GROWTH RATING	PALMETTO GOLD/SILVER AWARD	AYP STATUS	NCLB IMPROVEMENT STATUS
2008	Below Average	At-Risk	TBD	Not Met	N/A
2007	Below Average	At-Risk	N/A	Met	N/A
2006	Below Average	At-Risk	N/A	Met	N/A

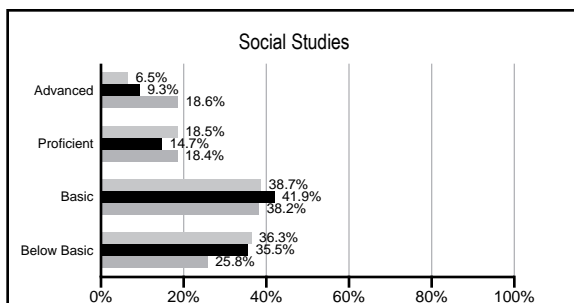
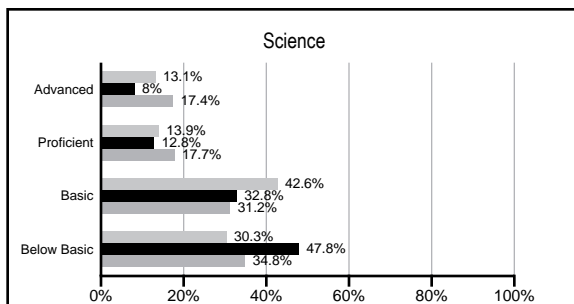
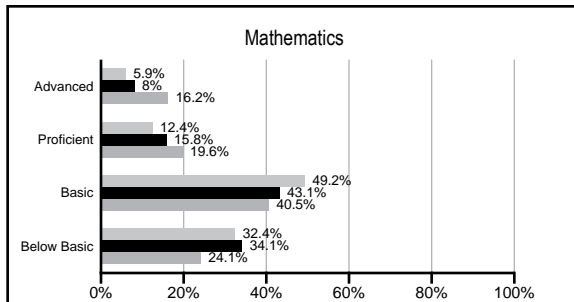
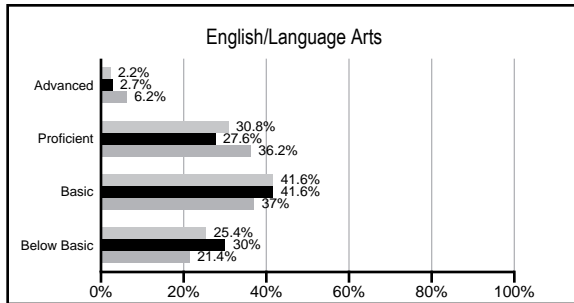
## ABSOLUTE RATINGS OF ELEMENTARY SCHOOLS WITH STUDENTS LIKE OURS\*

EXCELLENT	GOOD	AVERAGE	BELOW AVERAGE	AT-RISK
0	0	16	67	25

\* Ratings are calculated with data available by 02/17/2009. Schools with Students like Ours are Elementary Schools with poverty indices of no more than 5% above or below the index for this school.


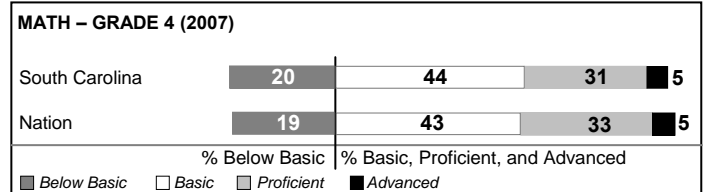
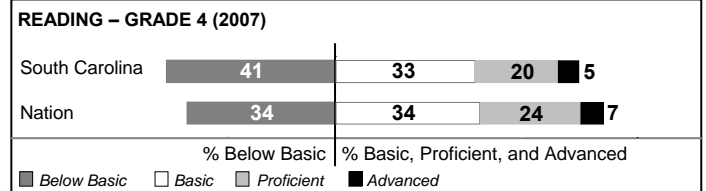
## PACT PERFORMANCE

Our School
  Elementary Schools with Students Like Ours
  Elementary schools statewide



## NAEP PERFORMANCE\*

\* Performance reported for SC and nation, data not available at school level. Percentages at NAEP Achievement Levels.



## SC PERFORMANCE GOAL

2010 Goal:

*By 2010, SC's student achievement will be ranked in the top half of the states nationally. To achieve this goal, we must become one of the fastest improving systems in the country.*

2020 Goal: TBD

### Abbreviations Key

N/A Not Applicable N/AV Not Available N/C Not Collected N/R Not Reported I/S Insufficient Sample TBD To be determined  
 NI Newly Identified CSI Continuing School Improvement CA Corrective Action RP Plan to Restructure R Restructure DELAY School Improvement Status HOLD School Improvement Status

# Harleyville-Ridgeville Elementary [Dorchester 4]

## SCHOOL PROFILE

	Our School	Change from Last Year	Elementary Schools with Students Like Ours	Median Elementary School
<b>Students (n=460)</b>				
Retention rate	4.0%	Down from 7.7%	3.0%	2.3%
Attendance rate	95.4%	Up from 95.3%	96.0%	96.3%
Eligible for gifted and talented	6.2%	Up from 2.4%	3.6%	10.4%
With disabilities other than speech	7.3%	Up from 6.8%	7.9%	7.5%
Out-of-school suspensions or expulsions for violent &/or criminal offenses	0.0%	No Change	0.0%	0.0%
<b>Teachers (n=36)</b>				
Teachers with advanced degrees	55.6%	Down from 66.7%	54.7%	56.7%
Continuing contract teachers	80.6%	Down from 91.7%	70.1%	77.3%
Teachers with emergency or provisional certificates	0.0%	No Change	0.0%	0.0%
Teachers returning from previous year	81.3%	Down from 84.7%	83.4%	86.4%
Teacher attendance rate	95.2%	Up from 94.1%	95.0%	94.9%
Average teacher salary	\$45,537	Up 1.8%	\$43,988	\$45,345
Classes not taught by highly qualified teachers	0.0%	No Change	0.8%	0.0%
<b>School</b>				
Principal's years at school	4.0	Up from 0.0	3.0	4.0
Student-teacher ratio in core subjects	16.8 to 1	Down from 18.0 to 1	16.8 to 1	18.5 to 1
Prime instructional time	87.6%	Up from 86.9%	89.3%	89.8%
Opportunities in the arts	Good	No Change	Good	Good
SACS accreditation	Yes	No Change	Yes	Yes
Character development program	Good	Up from Average	Excellent	Excellent
Dollars spent per pupil*	\$9,683	Up 10.1%	\$7,984	\$7,052
Percent of expenditures for instruction*	63.8%	Down from 64.9%	69.0%	69.1%
Percent of expenditures for teacher salaries*	58.3%	Up from 46.2%	62.8%	64.2%
% of AYP objectives met	82.4%		71.4%	85.7%

\* Prior year audited financial data available.

## EVALUATION RESULTS

	Teachers	Students*	Parents*
Number of surveys returned	35	68	44
Percent satisfied with learning environment	94.3%	86.8%	58.1%
Percent satisfied with social and physical environment	91.4%	67.6%	62.8%
Percent satisfied with school-home relations	52.9%	86.6%	65.9%

\*Only students at the highest elementary school grade level at this school and their parents were included.

## REPORT OF PRINCIPAL AND SCHOOL IMPROVEMENT COUNCIL

The faculty and staff at Harleyville-Ridgeville, along with the School Improvement Council, have concentrated their efforts to ensure each student gets the most from their educational experiences. Initiatives have been implemented that focus on the child as an individual learner.

We continue to implement the Reading First Initiative in grades K through 3. Results from standardized tests such as the PACT, Dominie, Stanford, and MAPS, have shown increases in the number of students performing at or above grade-level in reading.

Other programs that have contributed to the overall academic success of our students include: Reading Recovery, an After-School Program, a Writing Specialist, and Reading and Math intervention groups.

For the 2007-2008 school year, we also implemented a voluntary school uniform program. Most of our students have participated in the program and it has had positive effects in our learning community. We offer incentives to those who participate.

The results from the 2007 PACT indicate that we need to address achievement among our fourth and fifth grade males as well as science at all grade levels. We have focused on these areas during the school year and look to have improved results with this year's PACT.

We continue to use results from our assessments to address individual, class, and grade level student needs. We meet as grade level teams weekly and as a faculty monthly to discuss student achievement.

With continued support and high expectations, our children will continue to make the necessary improvements to perform at high levels academically and socially.

Morris Ravenell, Ed.D, Principal  
Harriett Ramsey, School Improvement Chairperson

Comprehensive detail, including definitions of rating, performance criteria, and explanations of status, is available on [www.ed.sc.gov](http://www.ed.sc.gov) and [www.eoc.sc.gov](http://www.eoc.sc.gov) as well as school and school district websites.

Printed versions are available from school districts upon request.

### Abbreviations Key

N/A Not Applicable N/AV Not Available N/C Not Collected N/R Not Reported I/S Insufficient Sample TBD To be determined  
NI Newly Identified CSI Continuing School Improvement CA Corrective Action RP Plan to Restructure R Restructure DELAY School Improvement Status HOLD School Improvement Status