



SC Annual School Report Card Summary

**William M Reeves Elementary
Dorchester 2**
Grades: PK-5 Enrollment: 842
Principal: Laura R. Blanchard
Superintendent: Joseph R. Pye
Board Chair: Bufort "Bo" Blanton

PERFORMANCE

Comprehensive detail, including definitions of ratings, performance criteria, and explanations of status, is available on www.ed.sc.gov and www.eoc.sc.gov as well as school and school district websites. Printed versions are available from school districts upon request.

YEAR	ABSOLUTE RATING	GROWTH RATING	PALMETTO GOLD/SILVER AWARD	AYP STATUS	NCLB IMPROVEMENT STATUS
2008	Average	Below Average	TBD	Not Met	N/A
2007	N/A	N/A	N/A	N/A	N/A
2006	N/A	N/A	N/A	N/A	N/A

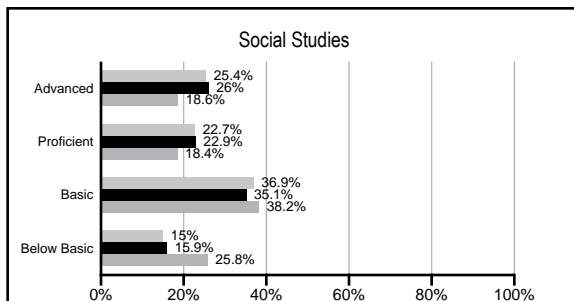
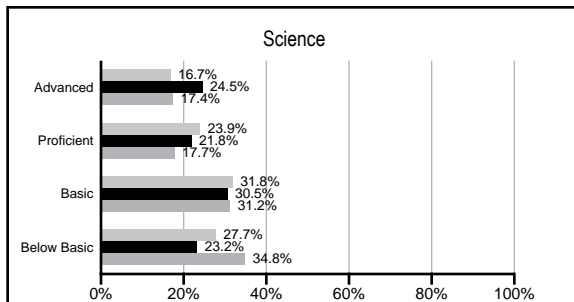
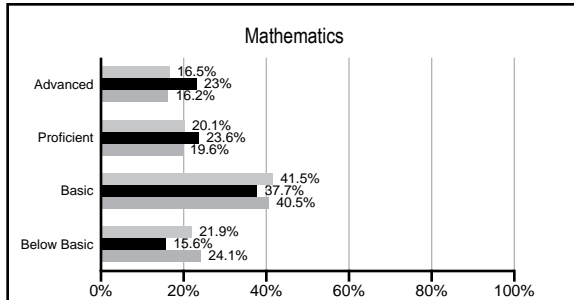
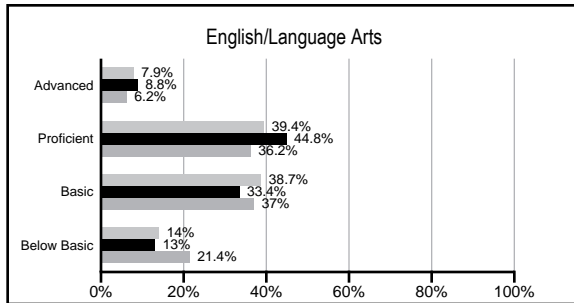
ABSOLUTE RATINGS OF ELEMENTARY SCHOOLS WITH STUDENTS LIKE OURS*

EXCELLENT	GOOD	AVERAGE	BELOW AVERAGE	AT-RISK
3	26	39	1	0

* Ratings are calculated with data available by 02/17/2009. Schools with Students like Ours are Elementary Schools with poverty indices of no more than 5% above or below the index for this school.

PACT PERFORMANCE

Our School
 Elementary Schools with Students Like Ours
 Elementary schools statewide



NAEP PERFORMANCE*

* Performance reported for SC and nation, data not available at school level. Percentages at NAEP Achievement Levels.



SC PERFORMANCE GOAL

2010 Goal:

By 2010, SC's student achievement will be ranked in the top half of the states nationally. To achieve this goal, we must become one of the fastest improving systems in the country.

2020 Goal: TBD

Abbreviations Key

N/A Not Applicable N/AV Not Available N/C Not Collected N/R Not Reported I/S Insufficient Sample TBD To be determined
 NI Newly Identified CSI Continuing School Improvement CA Corrective Action RP Plan to Restructure R Restructure DELAY School Improvement Status HOLD School Improvement Status

William M Reeves Elementary [Dorchester 2]

SCHOOL PROFILE

	Our School	Change from Last Year	Elementary Schools with Students Like Ours	Median Elementary School
Students (n=842)				
Retention rate	2.3%	N/A	1.8%	2.3%
Attendance rate	96.2%	N/A	96.5%	96.3%
Eligible for gifted and talented	12.9%	N/A	16.7%	10.4%
With disabilities other than speech	5.2%	N/A	6.6%	7.5%
Out-of-school suspensions or expulsions for violent &/or criminal offenses	2.4%	N/R	0.0%	0.0%
Teachers (n=57)				
Teachers with advanced degrees	35.1%	N/A	60.5%	56.7%
Continuing contract teachers	61.4%	N/A	81.5%	77.3%
Teachers with emergency or provisional certificates	2.5%	N/A	0.0%	0.0%
Teachers returning from previous year	N/A	N/A	88.9%	86.4%
Teacher attendance rate	94.9%	N/R	94.7%	94.9%
Average teacher salary	\$42,068	I/S	\$46,557	\$45,345
Classes not taught by highly qualified teachers	1.8%	N/A	0.0%	0.0%
School				
Principal's years at school	1.0	N/R	5.0	4.0
Student-teacher ratio in core subjects	18.0 to 1	N/R	19.6 to 1	18.5 to 1
Prime instructional time	90.2%	N/R	89.9%	89.8%
Opportunities in the arts	Good	N/R	Good	Good
SACS accreditation	Yes	N/R	Yes	Yes
Character development program	Excellent	N/R	Excellent	Excellent
Dollars spent per pupil*	N/A	N/A	\$6,545	\$7,052
Percent of expenditures for instruction*	N/A	N/A	69.5%	69.1%
Percent of expenditures for teacher salaries*	N/A	N/A	65.4%	64.2%
% of AYP objectives met	81.0%		91.4%	85.7%

* Prior year audited financial data available.

EVALUATION RESULTS

	Teachers	Students*	Parents*
Number of surveys returned	54	125	69
Percent satisfied with learning environment	98.1%	92.8%	91.3%
Percent satisfied with social and physical environment	98.1%	90.3%	95.7%
Percent satisfied with school-home relations	94.4%	84.8%	87.0%

*Only students at the highest elementary school grade level at this school and their parents were included.

REPORT OF PRINCIPAL AND SCHOOL IMPROVEMENT COUNCIL

The faculty and staff members of Reeves Elementary School are committed to motivating and challenging each student to chart a course for successful learning. Our faculty and student body set high goals for themselves, and we diligently strive to achieve them.

Academic excellence and student achievement are our goals. We used MAP (Measure of Academic Progress) testing this year in 2nd-5th grades. We also tested in our early grades using the DIBELS instrument and DRA (Developmental Reading Assessment). These data points give us specific feedback regarding student performance and enable teachers to target the specific needs of our children. Students have continued to participate in PACT-like district-wide writing prompts.

We have technologically up-to-date computer labs that are utilized by teachers and students on a regular basis to develop PowerPoint programs, to conduct research, to work in their individual learning portfolios within the Odyssey program, and to develop computer literacy skills. Each class has a SMART Board (interactive whiteboard), an LCD, and a set of Senteo clickers to enhance instruction and learning.

We continue to focus on literacy instruction and solid math instruction in our district to further help us achieve our goals for student performance. We have provided small group differentiated instruction through a variety of programs and schedules in kindergarten – 3rd grades. We have READ 180 in both 4th and 5th grades. Our district interventionists provide tremendous staff development for our teachers in all content areas.

Reeves Elementary will receive its first report card in the fall of 2008. We have worked hard to analyze student achievement data and to design programs that will foster the personal growth for each of our students. Our PTA and SIC have supported us throughout this year in these efforts. They have provided many hours of volunteer time. In addition, the PTA has provided mini grants to teachers to impact the classrooms.

A challenge that we faced this school year was the opening of our new school. We have analyzed our data and tracked student growth. We have seen significant growth for all of our students in reading and in math. We will continue to work to meet the challenges of our diverse population and will use our data to monitor the progress of every student. With strong community support and caring parents who support us, we will be successful in our efforts to achieve excellence!

Laura Blanchard, Principal
Bridget Dewees, SIC Chair

Comprehensive detail, including definitions of rating, performance criteria, and explanations of status, is available on www.ed.sc.gov and www.eoc.sc.gov as well as school and school district websites.

Printed versions are available from school districts upon request.

Abbreviations Key

N/A Not Applicable N/AV Not Available N/C Not Collected N/R Not Reported I/S Insufficient Sample TBD To be determined
NI Newly Identified CSI Continuing School Improvement CA Corrective Action RP Plan to Restructure R Restructure DELAY School Improvement Status HOLD School Improvement Status