



SC Annual School Report Card Summary

Summerville Elementary
Dorchester 2

Grades: PK-5

Enrollment: 939

Principal: Dr. Eugene Sires

Superintendent: Joseph R. Pye

Board Chair: Bufort "Bo" Blanton

PERFORMANCE

Comprehensive detail, including definitions of ratings, performance criteria, and explanations of status, is available on www.ed.sc.gov and www.eoc.sc.gov as well as school and school district websites. Printed versions are available from school districts upon request.

YEAR	ABSOLUTE RATING	GROWTH RATING	PALMETTO GOLD/SILVER AWARD	AYP STATUS	NCLB IMPROVEMENT STATUS
2008	Average	At-Risk	TBD	Not Met	CSI
2007	Good	Below Average	N/A	Not Met	NI
2006	Good	Average	N/A	Not Met	N/A

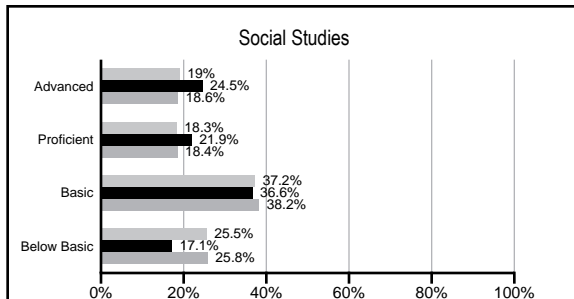
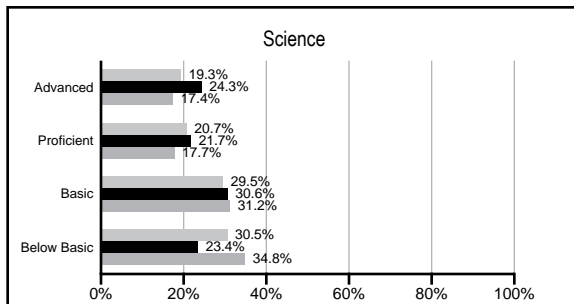
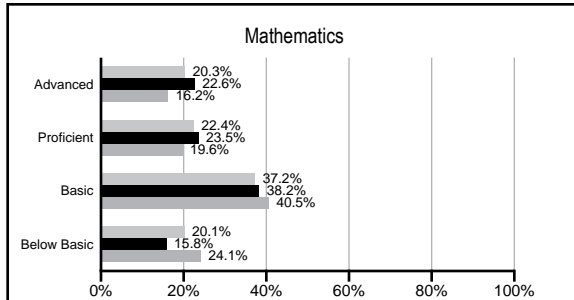
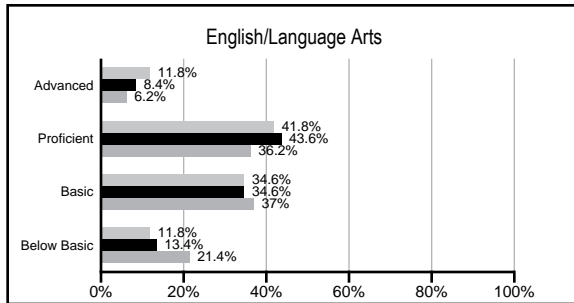
ABSOLUTE RATINGS OF ELEMENTARY SCHOOLS WITH STUDENTS LIKE OURS*

EXCELLENT	GOOD	AVERAGE	BELOW AVERAGE	AT-RISK
4	33	54	1	0

* Ratings are calculated with data available by 02/17/2009. Schools with Students like Ours are Elementary Schools with poverty indices of no more than 5% above or below the index for this school.

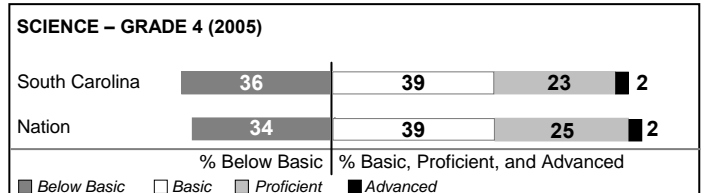
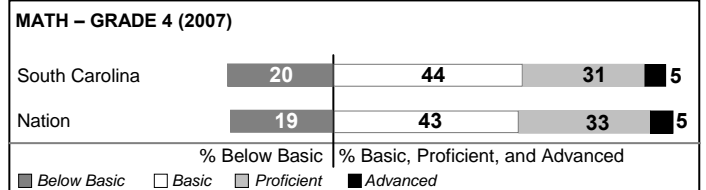
PACT PERFORMANCE

Our School Elementary Schools with Students Like Ours Elementary schools statewide



NAEP PERFORMANCE*

* Performance reported for SC and nation, data not available at school level. Percentages at NAEP Achievement Levels.



SC PERFORMANCE GOAL

2010 Goal:

By 2010, SC's student achievement will be ranked in the top half of the states nationally. To achieve this goal, we must become one of the fastest improving systems in the country.

2020 Goal: TBD

Abbreviations Key

N/A Not Applicable N/AV Not Available N/C Not Collected N/R Not Reported I/S Insufficient Sample TBD To be determined
NI Newly Identified CSI Continuing School Improvement CA Corrective Action RP Plan to Restructure R Restructure DELAY School Improvement Status HOLD School Improvement Status

Summerville Elementary [Dorchester 2]

SCHOOL PROFILE

	Our School	Change from Last Year	Elementary Schools with Students Like Ours	Median Elementary School
Students (n=939)				
Retention rate	1.8%	Up from 1.3%	1.8%	2.3%
Attendance rate	96.4%	No Change	96.5%	96.3%
Eligible for gifted and talented	18.0%	Down from 20.1%	16.6%	10.4%
With disabilities other than speech	6.3%	Up from 5.1%	6.6%	7.5%
Out-of-school suspensions or expulsions for violent &/or criminal offenses	4.7%	Up from 2.0%	0.0%	0.0%
Teachers (n=59)				
Teachers with advanced degrees	62.7%	Up from 62.1%	60.4%	56.7%
Continuing contract teachers	88.1%	Up from 86.2%	81.6%	77.3%
Teachers with emergency or provisional certificates	0.0%	No Change	0.0%	0.0%
Teachers returning from previous year	89.7%	Down from 91.5%	89.5%	86.4%
Teacher attendance rate	94.7%	Up from 94.4%	94.7%	94.9%
Average teacher salary	\$49,523	Up 1.6%	\$46,636	\$45,345
Classes not taught by highly qualified teachers	0.0%	Down from 6.7%	0.0%	0.0%
School				
Principal's years at school	26.0	Up from 25.0	5.0	4.0
Student-teacher ratio in core subjects	18.4 to 1	Up from 17.4 to 1	19.5 to 1	18.5 to 1
Prime instructional time	89.8%	Down from 89.9%	89.9%	89.8%
Opportunities in the arts	Good	No Change	Good	Good
SACS accreditation	Yes	No Change	Yes	Yes
Character development program	Good	Down from Excellent	Excellent	Excellent
Dollars spent per pupil*	\$7,855	Up 4.4%	\$6,488	\$7,052
Percent of expenditures for instruction*	66.4%	Up from 64.7%	69.8%	69.1%
Percent of expenditures for teacher salaries*	63.2%	Up from 6.0%	65.7%	64.2%
% of AYP objectives met	90.5%		92.3%	85.7%

* Prior year audited financial data available.

EVALUATION RESULTS

	Teachers	Students*	Parents*
Number of surveys returned	65	142	88
Percent satisfied with learning environment	96.9%	89.4%	93.1%
Percent satisfied with social and physical environment	96.9%	83.8%	86.4%
Percent satisfied with school-home relations	93.8%	84.5%	93.0%

*Only students at the highest elementary school grade level at this school and their parents were included.

REPORT OF PRINCIPAL AND SCHOOL IMPROVEMENT COUNCIL

Summerville Elementary School is an inviting school "Where Children Come First." Our mission is to help students develop the desire and skills to become literate, life-long learners and responsible citizens. SES has been recognized as a National Blue Ribbon School, Palmetto's Finest, a School of Promise, a Red Carpet School, and an exemplary school for both our reading and writing programs.

Our teachers plan lessons to address a challenging standards-based curriculum. The second full year of MAP testing was implemented, and teachers used the data to differentiate instruction and enhance the curriculum. Effective programs such as our district literacy model capitalize on student learning and provide balanced literacy instruction in grade level, differentiated instruction, fluency, word study, and writing. READ 180, an intensive research-based reading intervention program, serves 60 students. Special reading programs maximize early instruction with differentiated reading programs in kindergarten, first, and second grades. Our HOSTS (Help One Student To Succeed) program is nationally recognized as an outstanding program that involves 168 community mentors. SES enhances the technology program using SMART Boards, Odyssey software, FAST Math, Successmaker, and Study Island.

Several programs have been implemented to meet the challenges and changes of our growing population. The role of the RTI (Response To Intervention) teacher is to assess students using a scientifically based assessment. This data is used to develop appropriate interventions for students who fall in the Intensive (bottom 5%) and Strategic (next 15%) groups. DIBELS (Dynamic Indicators of Basic Early Literacy Skills) is the assessment piece used to gather data about our students.

Our school is in the second year implementation of Positive Behavioral Interventions and Supports (PBIS), a school-wide discipline program. PBIS has an instructional focus where school expectations are clearly defined and modeled for our students. It teaches social behavior, consequently making the most of instructional time and student achievement.

Working together we will provide a safe, nurturing atmosphere and a curriculum enhanced by parental and community involvement to ensure that children always come first at Summerville Elementary.

E. Eugene Sires, Principal
Shannon Raglin & Tammie Golden, SIC Co-chairs

Comprehensive detail, including definitions of rating, performance criteria, and explanations of status, is available on www.ed.sc.gov and www.eoc.sc.gov as well as school and school district websites.

Printed versions are available from school districts upon request.

Abbreviations Key

N/A Not Applicable N/AV Not Available N/C Not Collected N/R Not Reported I/S Insufficient Sample TBD To be determined
NI Newly Identified CSI Continuing School Improvement CA Corrective Action RP Plan to Restructure R Restructure DELAY School Improvement Status HOLD School Improvement Status