



SC Annual School Report Card Summary

Knightsville Elementary

Dorchester 2

Grades: PK-5

Enrollment: 848

Principal: Anita Ruff Putillion

Superintendent: Joseph R. Pye

Board Chair: Bufort "Bo" Blanton

PERFORMANCE

Comprehensive detail, including definitions of ratings, performance criteria, and explanations of status, is available on www.ed.sc.gov and www.eoc.sc.gov as well as school and school district websites. Printed versions are available from school districts upon request.

YEAR	ABSOLUTE RATING	GROWTH RATING	PALMETTO GOLD/SILVER AWARD	AYP STATUS	NCLB IMPROVEMENT STATUS
2008	Average	At-Risk	TBD	Not Met	CSI
2007	Good	Below Average	N/A	Met	NI-DELAY
2006	Good	At-Risk	N/A	Not Met	NI

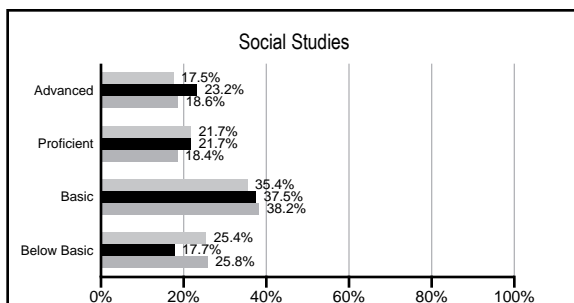
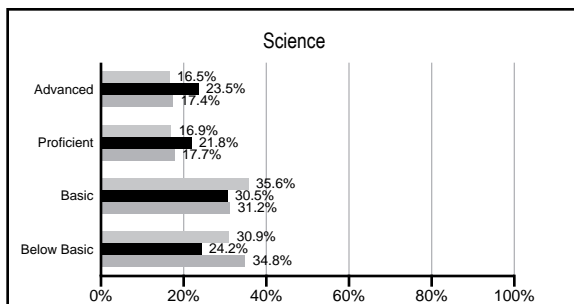
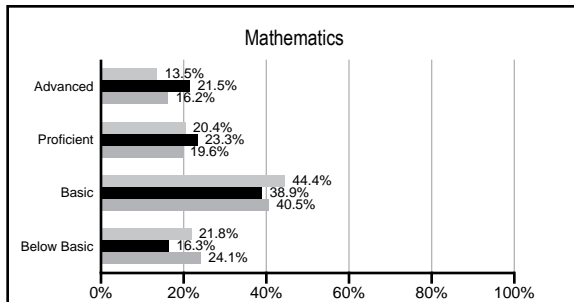
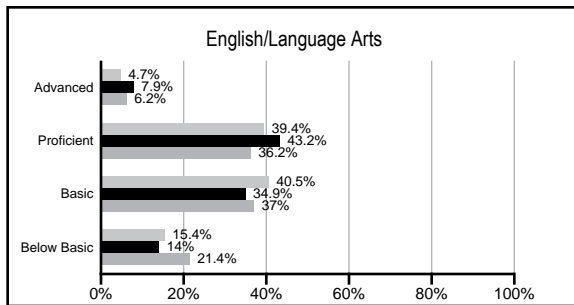
ABSOLUTE RATINGS OF ELEMENTARY SCHOOLS WITH STUDENTS LIKE OURS*

EXCELLENT	GOOD	AVERAGE	BELOW AVERAGE	AT-RISK
2	33	54	3	0

* Ratings are calculated with data available by 02/17/2009. Schools with Students like Ours are Elementary Schools with poverty indices of no more than 5% above or below the index for this school.

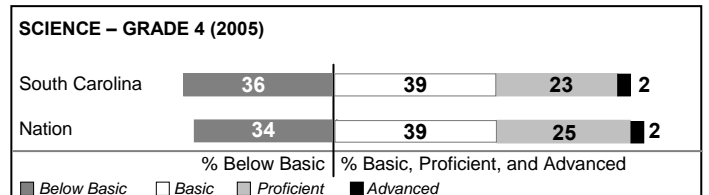
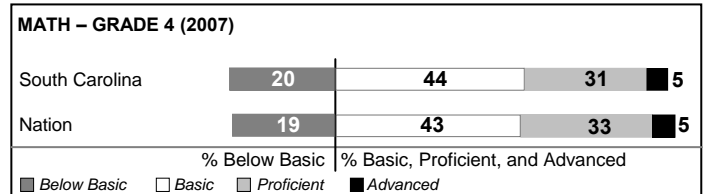
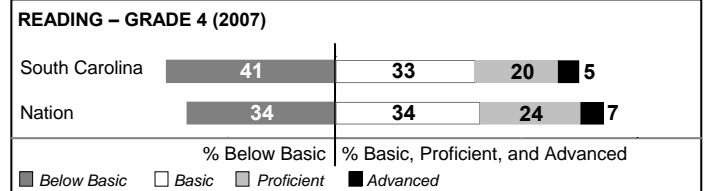
PACT PERFORMANCE

Our School
 Elementary Schools with Students Like Ours
 Elementary schools statewide



NAEP PERFORMANCE*

* Performance reported for SC and nation, data not available at school level. Percentages at NAEP Achievement Levels.



SC PERFORMANCE GOAL

2010 Goal:

By 2010, SC's student achievement will be ranked in the top half of the states nationally. To achieve this goal, we must become one of the fastest improving systems in the country.

2020 Goal: TBD

Abbreviations Key

N/A Not Applicable N/AV Not Available N/C Not Collected N/R Not Reported I/S Insufficient Sample TBD To be determined
 NI Newly Identified CSI Continuing School Improvement CA Corrective Action RP Plan to Restructure R Restructure DELAY School Improvement Status HOLD School Improvement Status

Knightsville Elementary [Dorchester 2]

SCHOOL PROFILE

	Our School	Change from Last Year	Elementary Schools with Students Like Ours	Median Elementary School
Students (n=848)				
Retention rate	3.3%	Up from 2.4%	2.1%	2.3%
Attendance rate	95.9%	No Change	96.4%	96.3%
Eligible for gifted and talented	13.2%	Up from 12.5%	13.8%	10.4%
With disabilities other than speech	5.3%	Up from 4.6%	7.0%	7.5%
Out-of-school suspensions or expulsions for violent &/or criminal offenses	3.9%	Up from 2.9%	0.0%	0.0%
Teachers (n=61)				
Teachers with advanced degrees	42.6%	Down from 43.0%	56.1%	56.7%
Continuing contract teachers	68.9%	Up from 67.1%	78.9%	77.3%
Teachers with emergency or provisional certificates	6.7%	Up from 0.0%	0.0%	0.0%
Teachers returning from previous year	72.1%	Down from 87.1%	89.1%	86.4%
Teacher attendance rate	94.4%	Up from 93.5%	94.9%	94.9%
Average teacher salary	\$43,694	Up 3.1%	\$45,945	\$45,345
Classes not taught by highly qualified teachers	0.0%	No Change	0.0%	0.0%
School				
Principal's years at school	1.0	Down from 3.0	5.0	4.0
Student-teacher ratio in core subjects	17.7 to 1	Down from 19.1 to 1	19.3 to 1	18.5 to 1
Prime instructional time	88.4%	Down from 88.6%	90.2%	89.8%
Opportunities in the arts	Good	No Change	Good	Good
SACS accreditation	Yes	No Change	Yes	Yes
Character development program	Good	Down from Excellent	Excellent	Excellent
Dollars spent per pupil*	\$6,461	Up 56.8%	\$6,391	\$7,052
Percent of expenditures for instruction*	67.3%	Up from 64.9%	69.9%	69.1%
Percent of expenditures for teacher salaries*	63.9%	Down from 93.7%	65.5%	64.2%
% of AYP objectives met	89.5%		92.3%	85.7%

* Prior year audited financial data available.

EVALUATION RESULTS

	Teachers	Students*	Parents*
Number of surveys returned	70	98	107
Percent satisfied with learning environment	82.9%	86.7%	81.7%
Percent satisfied with social and physical environment	82.9%	77.3%	82.9%
Percent satisfied with school-home relations	74.3%	85.7%	79.2%

*Only students at the highest elementary school grade level at this school and their parents were included.

REPORT OF PRINCIPAL AND SCHOOL IMPROVEMENT COUNCIL

Knightsville Elementary School believes that our mission is to create lifelong learners who are prepared to meet the challenges of the future. In pursuit of this goal, the faculty and students of Knightsville have been honored with Blue Ribbon School of Excellence, Flagship School of Promise, and most recently with the South Carolina Red Carpet Award. Our faculty and student body continue to set high goals for themselves, and we strive to achieve them.

Special academic initiatives were provided for students to make learning engaging and exciting. Some of these initiatives included a specific time for the Odyssey Computer program to differentiate math and reading in Grades 2-5, expansion of our fiction/nonfiction leveled text libraries, student goal setting, continuation of Dorchester Two Literacy Model, and extended day activities for extra help. The administrative team held instructional conferences with each teacher to discuss teaching strategies and practices as well as the academic progress of their students. At the end of each nine weeks, school-wide awards ceremonies recognized students for academic achievement and school attendance. In addition, KES students experienced state-of-the-art technology: interactive whiteboards and computers in every classroom, four computer labs, video-streaming, and numerous technological tools and resources that are integrated in everyday learning.

The implementation of a Positive Behavior Support grant has given our staff opportunities to highlight the positive behavior of our students in a number of ways. The significant reduction in discipline occurrences coupled with positive student reinforcement has promoted a positive atmosphere throughout the school. Students are given many opportunities to be recognized and rewarded for good behavior.

Parental involvement in the education of our children is vital to our becoming a successful school. We have worked diligently to make parents feel welcome and have encouraged them to take an active role in the education of their children. Parents are active members of our PTA and volunteer their services in a variety of ways to support our overall program and make our school a great place to be.

A challenge for every school is to convey its needs to the members of the community capable of meeting those needs. In addition, it is imperative to build a lasting, bonding relationship between these stakeholders to benefit children. When a bonding relationship joins with a competent school staff, the result is a school that continually strives for academic excellence and each year we come closer to that goal.

Knightsville's challenges for the 2008-2009 school year will be to continue to close the achievement gap of social-economic, racial, and gender divides and truly align and integrate technology within the curriculum. The first challenge will be addressed through continued dialogue and examination of test data. The technology challenge will be met by continued training and staff development.

Anita Griffin-Ruff, Principal
Sandy Conroy, SIC Chairperson

Comprehensive detail, including definitions of rating, performance criteria, and explanations of status, is available on www.ed.sc.gov and www.eoc.sc.gov as well as school and school district websites.

Printed versions are available from school districts upon request.

Abbreviations Key

N/A Not Applicable N/AV Not Available N/C Not Collected N/R Not Reported I/S Insufficient Sample TBD To be determined
NI Newly Identified CSI Continuing School Improvement CA Corrective Action RP Plan to Restructure R Restructure DELAY School Improvement Status HOLD School Improvement Status