



SC Annual School Report Card Summary

Latta Elementary

Dillon 3

Grades: 2-5

Enrollment: 454

Principal: Debra P. Morris

Superintendent: Dr. John M. Kirby, Jr.

Board Chair: Betty Jo Johnson

PERFORMANCE

Comprehensive detail, including definitions of ratings, performance criteria, and explanations of status, is available on www.ed.sc.gov and www.eoc.sc.gov as well as school and school district websites. Printed versions are available from school districts upon request.

YEAR	ABSOLUTE RATING	GROWTH RATING	PALMETTO GOLD/SILVER AWARD	AYP STATUS	NCLB IMPROVEMENT STATUS
2008	Average	At-Risk	TBD	Not Met	N/A
2007	Average	Average	Silver	Met	N/A
2006	Average	Average	N/A	Met	N/A

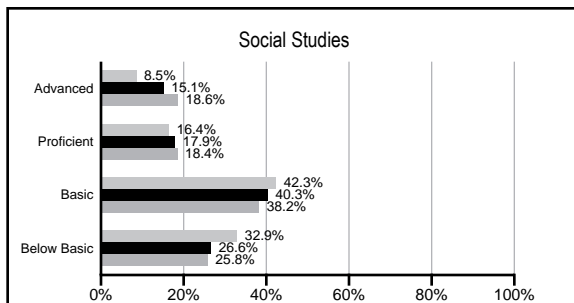
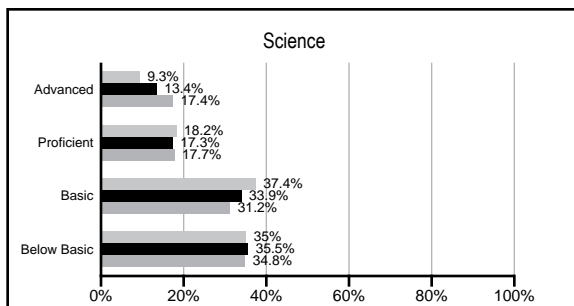
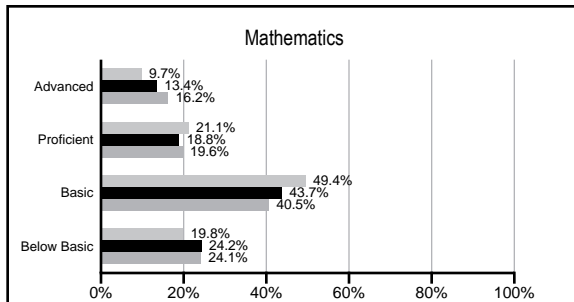
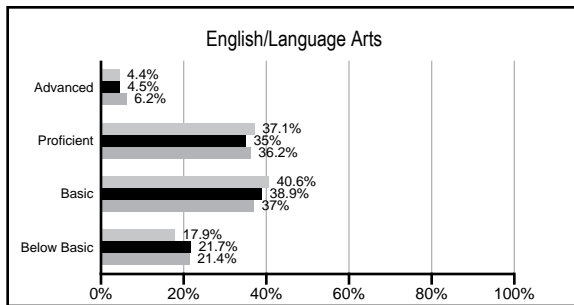
ABSOLUTE RATINGS OF ELEMENTARY SCHOOLS WITH STUDENTS LIKE OURS*

EXCELLENT	GOOD	AVERAGE	BELOW AVERAGE	AT-RISK
0	3	49	34	1

* Ratings are calculated with data available by 02/17/2009. Schools with Students like Ours are Elementary Schools with poverty indices of no more than 5% above or below the index for this school.


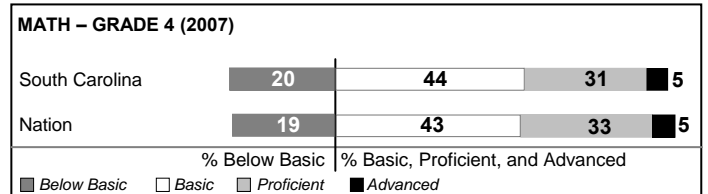

PACT PERFORMANCE

Our School
 Elementary Schools with Students Like Ours
 Elementary schools statewide



NAEP PERFORMANCE*

* Performance reported for SC and nation, data not available at school level. Percentages at NAEP Achievement Levels.



SC PERFORMANCE GOAL

2010 Goal:

By 2010, SC's student achievement will be ranked in the top half of the states nationally. To achieve this goal, we must become one of the fastest improving systems in the country.

2020 Goal: TBD

Abbreviations Key

N/A Not Applicable N/AV Not Available N/C Not Collected N/R Not Reported I/S Insufficient Sample TBD To be determined
 NI Newly Identified CSI Continuing School Improvement CA Corrective Action RP Plan to Restructure R Restructure DELAY School Improvement Status HOLD School Improvement Status

Latta Elementary [Dillon 3]

SCHOOL PROFILE

	Our School	Change from Last Year	Elementary Schools with Students Like Ours	Median Elementary School
Students (n=454)				
Retention rate	1.3%	Down from 1.5%	2.8%	2.3%
Attendance rate	96.6%	Up from 96.5%	96.1%	96.3%
Eligible for gifted and talented	3.8%	Down from 7.0%	9.5%	10.4%
With disabilities other than speech	7.3%	Up from 6.4%	8.7%	7.5%
Out-of-school suspensions or expulsions for violent &/or criminal offenses	0.0%	No Change	0.0%	0.0%
Teachers (n=32)				
Teachers with advanced degrees	50.0%	Up from 46.7%	57.4%	56.7%
Continuing contract teachers	78.1%	Down from 80.0%	80.3%	77.3%
Teachers with emergency or provisional certificates	0.0%	No Change	0.0%	0.0%
Teachers returning from previous year	86.7%	Up from 72.7%	86.8%	86.4%
Teacher attendance rate	96.9%	Up from 94.3%	94.8%	94.9%
Average teacher salary	\$40,073	Up 6.8%	\$45,332	\$45,345
Classes not taught by highly qualified teachers	0.0%	No Change	0.0%	0.0%
School				
Principal's years at school	4.0	Up from 3.0	4.0	4.0
Student-teacher ratio in core subjects	20.2 to 1	Up from 20.1 to 1	18.5 to 1	18.5 to 1
Prime instructional time	92.9%	Up from 89.1%	89.4%	89.8%
Opportunities in the arts	Good	No Change	Good	Good
SACS accreditation	Yes	No Change	Yes	Yes
Character development program	Excellent	No Change	Excellent	Excellent
Dollars spent per pupil*	\$6,893	Up 0.9%	\$6,897	\$7,052
Percent of expenditures for instruction*	60.3%	Up from 58.4%	68.9%	69.1%
Percent of expenditures for teacher salaries*	56.8%	Up from 55.0%	65.5%	64.2%
% of AYP objectives met	88.2%		86.7%	85.7%

* Prior year audited financial data available.

REPORT OF PRINCIPAL AND SCHOOL IMPROVEMENT COUNCIL

Latta Elementary School, serving 2nd – 5th grades, is respected throughout the Pee Dee area for the quality of education provided to children in this community.

Special opportunities offered to students at Latta Elementary include a well-established speech program and special education. Our media center offers publishing opportunities, research guidance, and materials that meet the needs of a wide range of literacy levels. The media center also houses our morning WVIK-Kid News program. Computers and printers are in every classroom, and two computer labs are set up for student use with a wide variety of educational software, student email accounts and supervised Internet access. Each classroom is equipped with a VISTA system and LightSPEED microphones. Along with each professional staff member having their own laptop, scanners and digital cameras are available for use as well.

We have an energetic and committed, highly-qualified staff who continues growth through courses, seminars, and workshops. Our schedule allows for teachers to have a school-wide planning period, providing further opportunity for professional development. Our schedule allows for daily focus group periods in which all teachers focus on specific weaknesses (as identified by the Measures of Academic Progress assessment) in math, reading, and language usage.

Special events occur throughout the year to recognize students for good behavior and academic success. Our community support continues in our donations to the American Heart Association and March of Dimes.

Latta Elementary School fulfills the beliefs of providing a quality education for all children and creating a lifelong community of learners.

Kelly Sellers, SIC Chair
Debra Morris, Principal

EVALUATION RESULTS

	Teachers	Students*	Parents*
Number of surveys returned	33	101	85
Percent satisfied with learning environment	100.0%	93.0%	89.4%
Percent satisfied with social and physical environment	100.0%	87.1%	83.5%
Percent satisfied with school-home relations	81.8%	91.1%	86.6%

*Only students at the highest elementary school grade level at this school and their parents were included.

Comprehensive detail, including definitions of rating, performance criteria, and explanations of status, is available on www.ed.sc.gov and www.eoc.sc.gov as well as school and school district websites.

Printed versions are available from school districts upon request.

Abbreviations Key

N/A Not Applicable N/AV Not Available N/C Not Collected N/R Not Reported I/S Insufficient Sample TBD To be determined

NI Newly Identified CSI Continuing School Improvement CA Corrective Action RP Plan to Restructure R Restructure DELAY School Improvement Status HOLD School Improvement Status