



SC Annual School Report Card Summary

Gordon Elementary

Dillon 2

Grades: 4-6

Enrollment: 795

Principal: J. B. Greene-Richardson

Superintendent: D. Ray Rogers

Board Chair: Fitzgerald Lytch

PERFORMANCE

Comprehensive detail, including definitions of ratings, performance criteria, and explanations of status, is available on www.ed.sc.gov and www.eoc.sc.gov as well as school and school district websites. Printed versions are available from school districts upon request.

YEAR	ABSOLUTE RATING	GROWTH RATING	PALMETTO GOLD/SILVER AWARD	AYP STATUS	NCLB IMPROVEMENT STATUS
2008	Below Average	At-Risk	TBD	Not Met	CA
2007	Below Average	At-Risk	N/A	Not Met	CSI
2006	Below Average	At-Risk	N/A	Not Met	NI

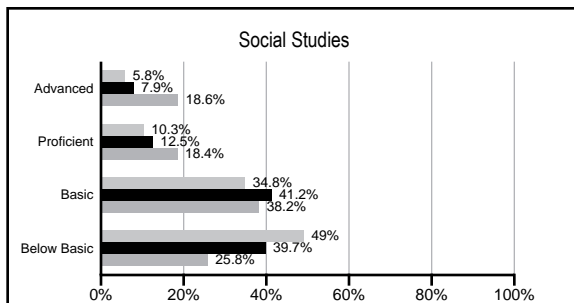
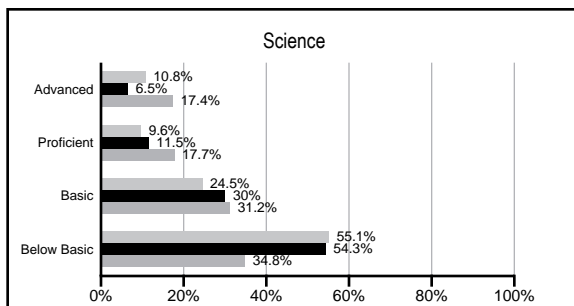
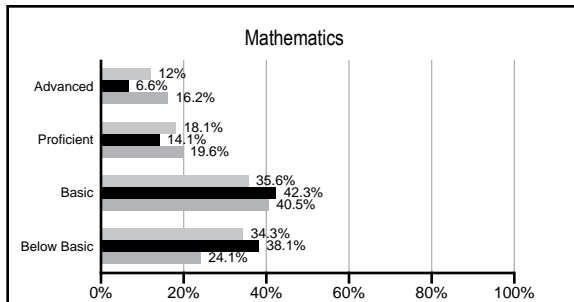
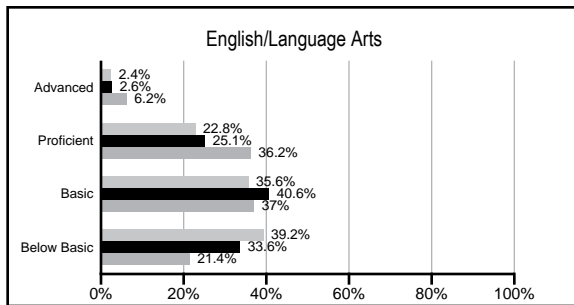
ABSOLUTE RATINGS OF ELEMENTARY SCHOOLS WITH STUDENTS LIKE OURS*

EXCELLENT	GOOD	AVERAGE	BELOW AVERAGE	AT-RISK
0	3	10	56	62

* Ratings are calculated with data available by 02/17/2009. Schools with Students like Ours are Elementary Schools with poverty indices of no more than 5% above or below the index for this school.

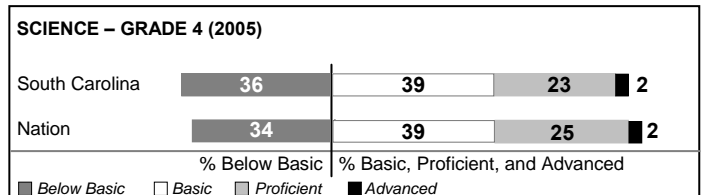
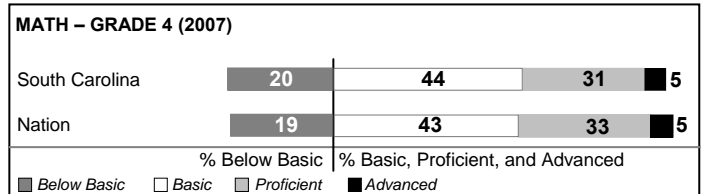
PACT PERFORMANCE

Our School
 Elementary Schools with Students Like Ours
 Elementary schools statewide



NAEP PERFORMANCE*

* Performance reported for SC and nation, data not available at school level. Percentages at NAEP Achievement Levels.



SC PERFORMANCE GOAL

2010 Goal:

By 2010, SC's student achievement will be ranked in the top half of the states nationally. To achieve this goal, we must become one of the fastest improving systems in the country.

2020 Goal: TBD

Abbreviations Key

N/A Not Applicable N/AV Not Available N/C Not Collected N/R Not Reported I/S Insufficient Sample TBD To be determined
 NI Newly Identified CSI Continuing School Improvement CA Corrective Action RP Plan to Restructure R Restructure DELAY School Improvement Status HOLD School Improvement Status

Gordon Elementary [Dillon 2]

SCHOOL PROFILE

	Our School	Change from Last Year	Elementary Schools with Students Like Ours	Median Elementary School
Students (n=795)				
Retention rate	4.2%	Up from 3.5%	3.1%	2.3%
Attendance rate	94.8%	Down from 95.1%	96.0%	96.3%
Eligible for gifted and talented	6.2%	Up from 5.7%	3.6%	10.4%
With disabilities other than speech	6.7%	Up from 6.2%	7.9%	7.5%
Out-of-school suspensions or expulsions for violent &/or criminal offenses	0.1%	Up from 0.0%	0.0%	0.0%
Teachers (n=50)				
Teachers with advanced degrees	54.0%	Up from 45.5%	54.5%	56.7%
Continuing contract teachers	70.0%	Down from 81.8%	70.0%	77.3%
Teachers with emergency or provisional certificates	0.0%	No Change	0.0%	0.0%
Teachers returning from previous year	88.2%	Down from 90.7%	83.2%	86.4%
Teacher attendance rate	92.2%	No Change	95.0%	94.9%
Average teacher salary	\$42,983	Up 3.2%	\$43,988	\$45,345
Classes not taught by highly qualified teachers	0.0%	No Change	0.5%	0.0%
School				
Principal's years at school	10.0	No Change	3.0	4.0
Student-teacher ratio in core subjects	16.4 to 1	Down from 16.6 to 1	16.6 to 1	18.5 to 1
Prime instructional time	84.5%	Down from 85.9%	89.3%	89.8%
Opportunities in the arts	Good	No Change	Good	Good
SACS accreditation	Yes	No Change	Yes	Yes
Character development program	Average	Down from Good	Excellent	Excellent
Dollars spent per pupil*	\$5,253	Up 1.8%	\$8,004	\$7,052
Percent of expenditures for instruction*	69.1%	Up from 64.7%	69.0%	69.1%
Percent of expenditures for teacher salaries*	55.2%	Down from 61.6%	62.5%	64.2%
% of AYP objectives met	57.1%		71.4%	85.7%

* Prior year audited financial data available.

EVALUATION RESULTS

	Teachers	Students*	Parents*
Number of surveys returned	46	200	141
Percent satisfied with learning environment	69.6%	78.5%	79.0%
Percent satisfied with social and physical environment	62.2%	72.1%	63.8%
Percent satisfied with school-home relations	31.1%	85.4%	74.8%

*Only students at the highest elementary school grade level at this school and their parents were included.

REPORT OF PRINCIPAL AND SCHOOL IMPROVEMENT COUNCIL

Gordon Elementary School experienced an exciting and successful school year. Our children have done well academically and some have ventured out and achieved in other areas. The performance of our students is to be commended.

Some of the highlights of the year included: a fifth grade female received the Lieutenant Governor's Writing Essay Award. The recognition ceremony was held in Columbia, S.C. in April. A sixth grade female student designed the official Christmas card for the City of Dillon. The Mayor presented her with a gift card. A sixth grade female student received the Governor's Citizenship Award. A ceremony was held in Columbia, S.C. in May to recognize this achievement. During the State Beta Club Convention in December a sixth grade female student won the essay contest. She will compete at the National Beta Club Convention in June at Myrtle Beach, S.C.

We are proud of our Positive Behavior in Schools (PBIS) Program. This program focuses on rewarding students for their good behavior. Those students who have no discipline referrals during a nine week grading period are rewarded with a special social. Students also have the opportunity to earn various awards weekly and monthly. This is our third year of PBIS and we aim to make it even better next year.

Our faculty/staff, students and parents continue to support our Service Learning Projects which include: Trojan Baskets, St. Jude's Children's Hospital "Math-a-Thon", and March of Dimes "Walk for Babies." We are very committed to these efforts each year.

The Lunch Buddy Mentoring Program is still a very important link in our school family. The children who benefit from this program are very appreciative to the adults who share their time with them.

We thank all of the family members who came out and supported our parenting programs. We have provided numerous opportunities for the adults to come and be a part of our school. We have had Parent Orientation, Parent-Teacher conferences, Fall Parent Meeting, PTO meetings, Family Night SLAM (Science, Language Arts & Math), Springfest, and Career Fair.

Thank you to everyone for your dedication and continued support. It has been a great year and the best is yet to come!

J.B. Greene-Richardson, Principal
Z.Loftus, SIC President

Comprehensive detail, including definitions of rating, performance criteria, and explanations of status, is available on www.ed.sc.gov and www.eoc.sc.gov as well as school and school district websites.

Printed versions are available from school districts upon request.

Abbreviations Key

N/A Not Applicable N/AV Not Available N/C Not Collected N/R Not Reported I/S Insufficient Sample TBD To be determined

NI Newly Identified CSI Continuing School Improvement CA Corrective Action RP Plan to Restructure R Restructure DELAY School Improvement Status HOLD School Improvement Status