



SC Annual School Report Card Summary

South Elementary
Dillon 2

Grades: PK-3

Enrollment: 296

Principal: Carla Angus

Superintendent: D. Ray Rogers

Board Chair: Fitzgerald Lytch

PERFORMANCE

Comprehensive detail, including definitions of ratings, performance criteria, and explanations of status, is available on www.ed.sc.gov and www.eoc.sc.gov as well as school and school district websites. Printed versions are available from school districts upon request.

YEAR	ABSOLUTE RATING	GROWTH RATING	PALMETTO GOLD/SILVER AWARD	AYP STATUS	NCLB IMPROVEMENT STATUS
2008	Good	Good	TBD	Met	N/A
2007	Good	Below Average	Gold	Met	N/A
2006	Good	Excellent	N/A	Met	N/A

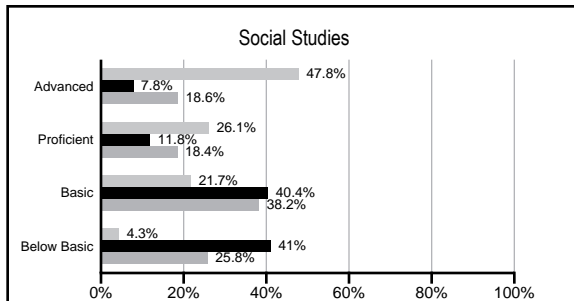
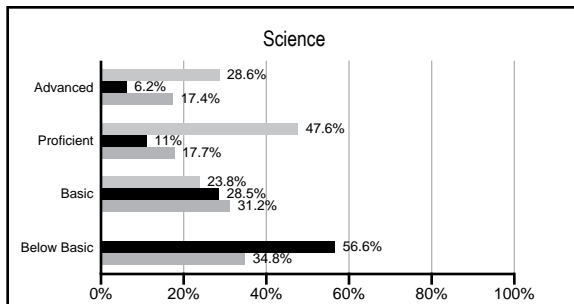
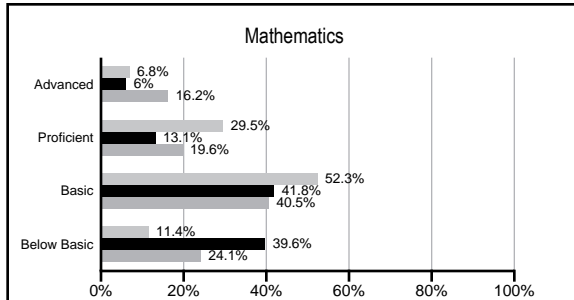
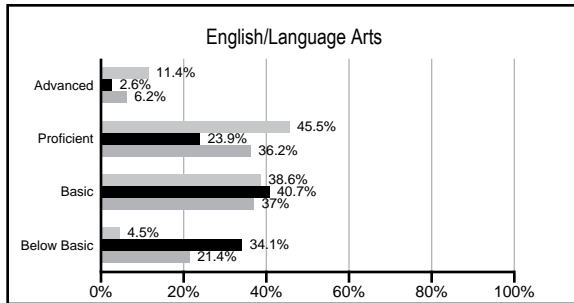
ABSOLUTE RATINGS OF ELEMENTARY SCHOOLS WITH STUDENTS LIKE OURS*

EXCELLENT	GOOD	AVERAGE	BELOW AVERAGE	AT-RISK
0	4	4	37	56

* Ratings are calculated with data available by 02/17/2009. Schools with Students like Ours are Elementary Schools with poverty indices of no more than 5% above or below the index for this school.

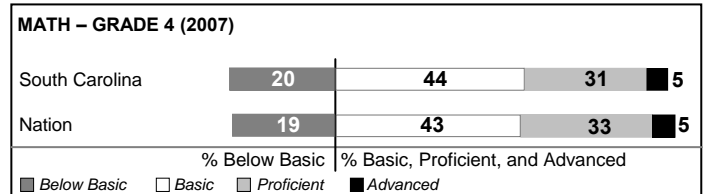
PACT PERFORMANCE

Our School
 Elementary Schools with Students Like Ours
 Elementary schools statewide



NAEP PERFORMANCE*

* Performance reported for SC and nation, data not available at school level. Percentages at NAEP Achievement Levels.



SC PERFORMANCE GOAL

2010 Goal:

By 2010, SC's student achievement will be ranked in the top half of the states nationally. To achieve this goal, we must become one of the fastest improving systems in the country.

2020 Goal: TBD

Abbreviations Key

N/A Not Applicable N/AV Not Available N/C Not Collected N/R Not Reported I/S Insufficient Sample TBD To be determined
NI Newly Identified CSI Continuing School Improvement CA Corrective Action RP Plan to Restructure R Restructure DELAY School Improvement Status HOLD School Improvement Status

South Elementary [Dillon 2]

SCHOOL PROFILE

	Our School	Change from Last Year	Elementary Schools with Students Like Ours	Median Elementary School
Students (n=296)				
Retention rate	6.3%	Up from 6.2%	3.1%	2.3%
Attendance rate	96.8%	Down from 96.9%	96.0%	96.3%
Eligible for gifted and talented	2.0%	Down from 3.5%	2.9%	10.4%
With disabilities other than speech	4.1%	Up from 3.0%	7.8%	7.5%
Out-of-school suspensions or expulsions for violent &/or criminal offenses	0.0%	No Change	0.0%	0.0%
Teachers (n=25)				
Teachers with advanced degrees	52.0%	Down from 52.2%	54.4%	56.7%
Continuing contract teachers	72.0%	Down from 82.6%	69.0%	77.3%
Teachers with emergency or provisional certificates	4.5%	Down from 4.8%	0.0%	0.0%
Teachers returning from previous year	90.0%	Up from 86.1%	82.6%	86.4%
Teacher attendance rate	95.4%	Down from 95.9%	95.0%	94.9%
Average teacher salary	\$43,557	Up 2.2%	\$43,838	\$45,345
Classes not taught by highly qualified teachers	0.0%	No Change	0.8%	0.0%
School				
Principal's years at school	3.0	Up from 2.0	3.0	4.0
Student-teacher ratio in core subjects	18.4 to 1	Up from 18.0 to 1	16.6 to 1	18.5 to 1
Prime instructional time	89.1%	Down from 89.5%	89.3%	89.8%
Opportunities in the arts	Good	No Change	Good	Good
SACS accreditation	Yes	No Change	Yes	Yes
Character development program	Good	No Change	Excellent	Excellent
Dollars spent per pupil*	\$7,469	Up 16.0%	\$8,189	\$7,052
Percent of expenditures for instruction*	71.8%	Up from 63.6%	68.5%	69.1%
Percent of expenditures for teacher salaries*	55.8%	Down from 57.5%	60.9%	64.2%
% of AYP objectives met	100.0%		69.2%	85.7%

* Prior year audited financial data available.

EVALUATION RESULTS

	Teachers	Students*	Parents*
Number of surveys returned	23	36	32
Percent satisfied with learning environment	100.0%	91.7%	87.1%
Percent satisfied with social and physical environment	100.0%	91.4%	96.8%
Percent satisfied with school-home relations	87.0%	94.1%	93.5%

*Only students at the highest elementary school grade level at this school and their parents were included.

REPORT OF PRINCIPAL AND SCHOOL IMPROVEMENT COUNCIL

At South Elementary, we strongly believe children come first. South Elementary strives to ensure that all students become productive, caring, life-long learners by providing challenging, innovative and successful learning experiences. South Elementary is a Reading First school that emphasizes the importance of reading and the role it plays in all subject areas. The curriculum is rigorous and driven by the South Carolina state standards. South serves approximately 307 students in pre-kindergarten through third grade. South Elementary is 94% free and reduced lunch and recognized as a Title I school. The student population averages 77% African-American, 20% white and 3% Hispanic.

The teachers at South Elementary work hard to continuously learn and improve their teaching practices. The faculty and staff at South participate in a variety of learning experiences, such as weekly grade-level meetings, site visits to other schools, staff development, professional development, study groups and on-line activities.

At South, we feel that parental involvement is essential in the overall success of students. South provides several opportunities for parent/community participation. One example of parental involvement is Magical Moments. Magical Moments is an opportunity for parents to join their child in the school's library where they listen to stories, learn important reading strategies, and check out books. South also has a First Steps facilitator who visits the homes of children under the age of four twice a week. The facilitator demonstrates how parents can assist children in developing age-appropriate readiness skills. In addition to having a First Steps facilitator, South has a Parent Liaison that works to assist parents in parenting skills, academic assistance, and developing parent/community programs. Other opportunities for school-wide involvement include Grandparents' Day, the Spring Fling/Field Day, National Education Week, grade-level performances/assemblies, Reading Counts, Reading is Fundamental (RIF), School Improvement Council (SIC), the Parent Teacher Organization (PTO), and much more! Individual classrooms also offer opportunities, such as an Author's Tea, Book-in-a-Bag, and interdisciplinary units for parents to visit classrooms and celebrate student successes.

With a strong commitment to enhancing each individual student's education through research-based programs and innovative teaching techniques, it is evident that at South Elementary "Children come first!"

Carla S. Angus, Principal
April Grainger, SIC Chairperson

Comprehensive detail, including definitions of rating, performance criteria, and explanations of status, is available on www.ed.sc.gov and www.eoc.sc.gov as well as school and school district websites.

Printed versions are available from school districts upon request.

Abbreviations Key

N/A Not Applicable N/AV Not Available N/C Not Collected N/R Not Reported I/S Insufficient Sample TBD To be determined
NI Newly Identified CSI Continuing School Improvement CA Corrective Action RP Plan to Restructure R Restructure DELAY School Improvement Status HOLD School Improvement Status