



SC Annual School Report Card Summary

Washington Street Elementary
Darlington

Grades: 1-3

Enrollment: 374

Principal: Valerie M. Sawyer

Superintendent: Dr. Rainey H. Knight

Board Chair: Dr. Allem McCutcheon

PERFORMANCE

Comprehensive detail, including definitions of ratings, performance criteria, and explanations of status, is available on www.ed.sc.gov and www.eoc.sc.gov as well as school and school district websites. Printed versions are available from school districts upon request.

YEAR	ABSOLUTE RATING	GROWTH RATING	PALMETTO GOLD/SILVER AWARD	AYP STATUS	NCLB IMPROVEMENT STATUS
2008	Below Average	At-Risk	TBD	Not Met	N/A
2007	Average	Good	Gold	Met	N/A
2006	Below Average	Excellent	N/A	Not Met	N/A

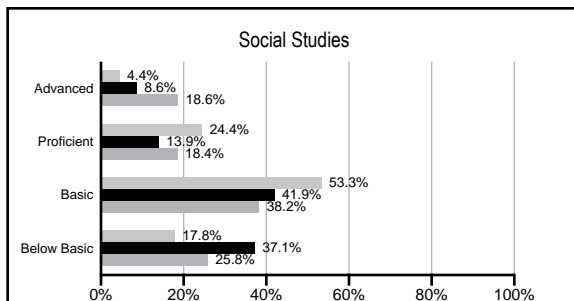
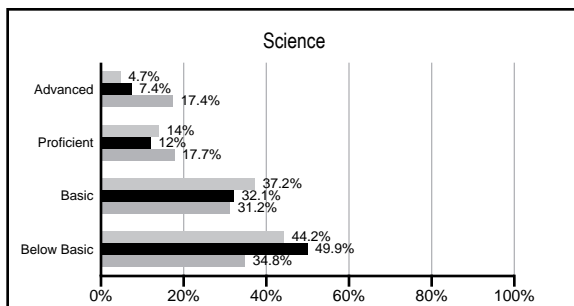
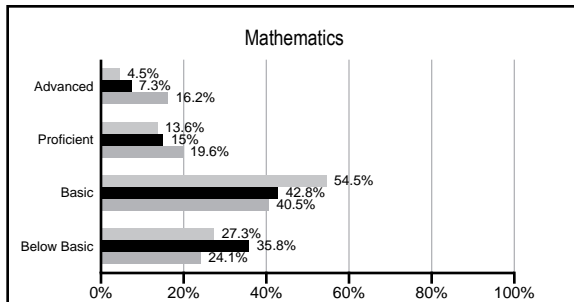
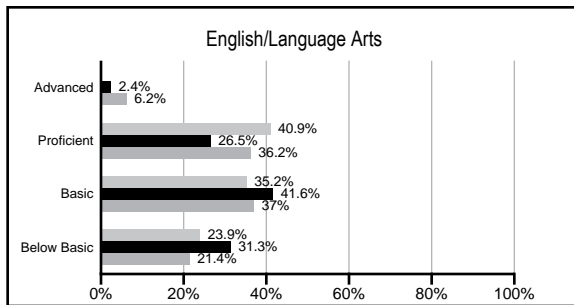
ABSOLUTE RATINGS OF ELEMENTARY SCHOOLS WITH STUDENTS LIKE OURS*

EXCELLENT	GOOD	AVERAGE	BELOW AVERAGE	AT-RISK
0	0	13	64	35

* Ratings are calculated with data available by 02/17/2009. Schools with Students like Ours are Elementary Schools with poverty indices of no more than 5% above or below the index for this school.

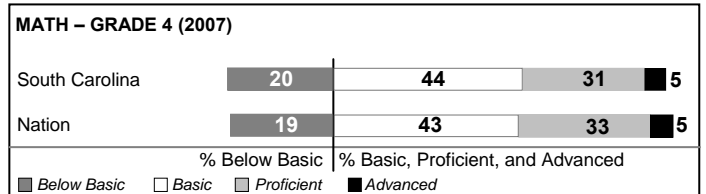
PACT PERFORMANCE

Our School
 Elementary Schools with Students Like Ours
 Elementary schools statewide



NAEP PERFORMANCE*

* Performance reported for SC and nation, data not available at school level. Percentages at NAEP Achievement Levels.



SC PERFORMANCE GOAL

2010 Goal:

By 2010, SC's student achievement will be ranked in the top half of the states nationally. To achieve this goal, we must become one of the fastest improving systems in the country.

2020 Goal: TBD

Abbreviations Key

N/A Not Applicable N/AV Not Available N/C Not Collected N/R Not Reported I/S Insufficient Sample TBD To be determined
NI Newly Identified CSI Continuing School Improvement CA Corrective Action RP Plan to Restructure R Restructure DELAY School Improvement Status HOLD School Improvement Status

Washington Street Elementary [Darlington]

SCHOOL PROFILE

	Our School	Change from Last Year	Elementary Schools with Students Like Ours	Median Elementary School
Students (n=374)				
Retention rate	5.7%	Down from 9.6%	3.0%	2.3%
Attendance rate	95.9%	Down from 96.0%	96.0%	96.3%
Eligible for gifted and talented	2.7%	Up from 2.2%	4.5%	10.4%
With disabilities other than speech	8.7%	Down from 11.6%	8.0%	7.5%
Out-of-school suspensions or expulsions for violent &/or criminal offenses	0.3%	No Change	0.0%	0.0%
Teachers (n=32)				
Teachers with advanced degrees	62.5%	Up from 59.4%	53.5%	56.7%
Continuing contract teachers	93.8%	No Change	70.4%	77.3%
Teachers with emergency or provisional certificates	0.0%	No Change	0.0%	0.0%
Teachers returning from previous year	83.4%	Down from 84.6%	83.5%	86.4%
Teacher attendance rate	96.0%	Up from 94.3%	95.0%	94.9%
Average teacher salary	\$48,037	Up 8.2%	\$43,988	\$45,345
Classes not taught by highly qualified teachers	0.0%	No Change	0.0%	0.0%
School				
Principal's years at school	5.0	Up from 4.0	3.0	4.0
Student-teacher ratio in core subjects	20.0 to 1	Up from 18.4 to 1	17.0 to 1	18.5 to 1
Prime instructional time	87.3%	Up from 84.6%	89.2%	89.8%
Opportunities in the arts	Good	No Change	Good	Good
SACS accreditation	Yes	No Change	Yes	Yes
Character development program	Excellent	No Change	Good	Excellent
Dollars spent per pupil*	\$7,503	Down 2.1%	\$7,747	\$7,052
Percent of expenditures for instruction*	69.1%	Down from 71.1%	69.1%	69.1%
Percent of expenditures for teacher salaries*	66.7%	Down from 67.5%	62.6%	64.2%
% of AYP objectives met	76.9%		75.9%	85.7%

* Prior year audited financial data available.

EVALUATION RESULTS

	Teachers	Students*	Parents*
Number of surveys returned	28	59	48
Percent satisfied with learning environment	96.4%	79.3%	93.5%
Percent satisfied with social and physical environment	92.9%	72.4%	83.0%
Percent satisfied with school-home relations	78.6%	81.0%	91.3%

*Only students at the highest elementary school grade level at this school and their parents were included.

REPORT OF PRINCIPAL AND SCHOOL IMPROVEMENT COUNCIL

Washington Street Elementary School is a Title I school that continues to demonstrate a commitment to the highest standards of student achievement. With our dedication to the improvement of instruction through ongoing professional development, our staff strives to provide quality instruction to our students by participating in a variety of staff and professional development opportunities.

Our English/Language Arts instruction continues to receive a positive boost as our teachers and students participate in the federally funded Reading First Grant. The grant provides our teachers with high quality professional development in best practices for ELA instruction. Student progress is monitored through a variety of assessments, with classroom, individualized and small-group instruction adjusted based upon the strengths and needs of the students.

Math, science, and social studies instructional methods are also targeted for continuous improvement as our teachers receive on-going training through district sponsored professional development in best practices for these core subject areas.

Parental and community involvement remain a priority, and with the addition of a parent liaison this year, opportunities for interaction between all stakeholders at the school have increased. Math, Reading, and PACT Family Nights, Annual Field Day, parent/teacher conference days, and Open House continue to be important events for all stakeholders to work for the improvement of our school. The addition of a Student Talent Showcase and the Master and Miss Washington Street Elementary programs provide the school community with new opportunities to support our students and school.

Working together, we continue to strive for success at Washington Street Elementary School. This effort requires the involvement of all of our stakeholders and is included in our school mission, "United as we strive for excellence in learning and character." Moreover, our commitment to improvement, respect for our stakeholders and community, as well as the drive for the highest achievement for our students is evident in our school motto, "We Strive for Excellence!"

Valerie M. Sawyer, Principal
Jada Gore, Chairman,
School Improvement Council

Comprehensive detail, including definitions of rating, performance criteria, and explanations of status, is available on www.ed.sc.gov and www.eoc.sc.gov as well as school and school district websites.

Printed versions are available from school districts upon request.

Abbreviations Key

N/A Not Applicable N/AV Not Available N/C Not Collected N/R Not Reported I/S Insufficient Sample TBD To be determined
NI Newly Identified CSI Continuing School Improvement CA Corrective Action RP Plan to Restructure R Restructure DELAY School Improvement Status HOLD School Improvement Status