



# SC Annual School Report Card Summary

West Hartsville Elementary

Darlington

Grades: 4-5

Enrollment: 202

Principal: Kay S. Howell

Superintendent: Dr. Rainey H. Knight

Board Chair: Dr. Allem McCutcheon

## PERFORMANCE

Comprehensive detail, including definitions of ratings, performance criteria, and explanations of status, is available on [www.ed.sc.gov](http://www.ed.sc.gov) and [www.eoc.sc.gov](http://www.eoc.sc.gov) as well as school and school district websites. Printed versions are available from school districts upon request.

YEAR	ABSOLUTE RATING	GROWTH RATING	PALMETTO GOLD/SILVER AWARD	AYP STATUS	NCLB IMPROVEMENT STATUS
2008	Below Average	Below Average	TBD	Not Met	R
2007	Below Average	Average	N/A	Not Met	R
2006	Below Average	Below Average	N/A	Not Met	RP

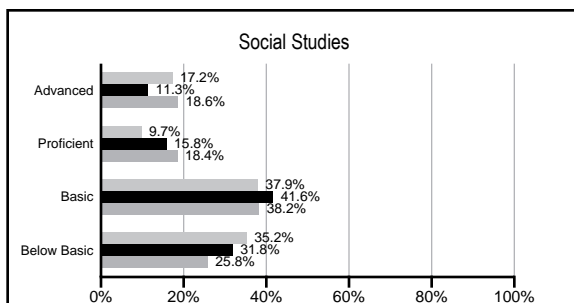
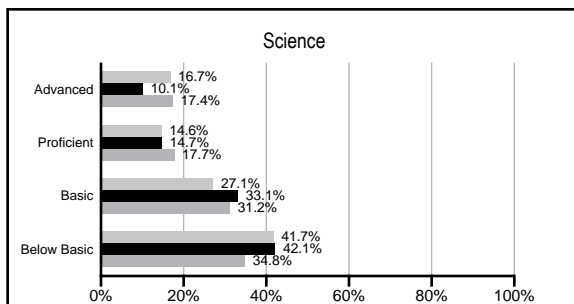
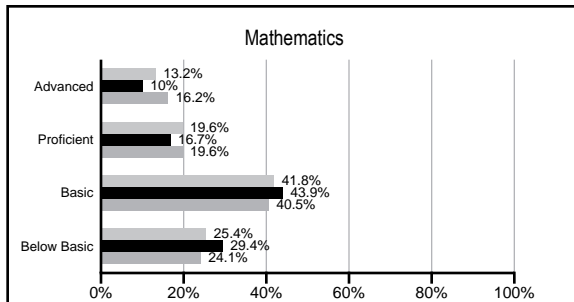
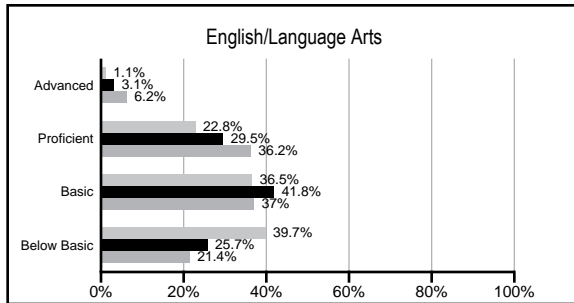
## ABSOLUTE RATINGS OF ELEMENTARY SCHOOLS WITH STUDENTS LIKE OURS\*

EXCELLENT	GOOD	AVERAGE	BELOW AVERAGE	AT-RISK
0	0	22	61	8

\* Ratings are calculated with data available by 02/17/2009. Schools with Students like Ours are Elementary Schools with poverty indices of no more than 5% above or below the index for this school.


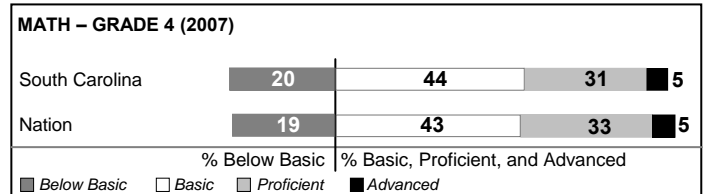
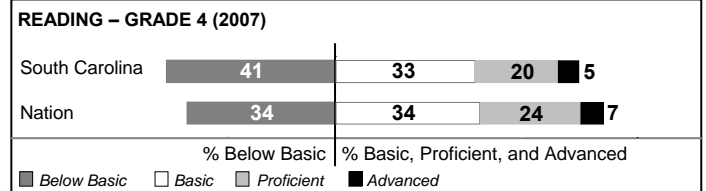
## PACT PERFORMANCE

Our School
  Elementary Schools with Students Like Ours
  Elementary schools statewide



## NAEP PERFORMANCE\*

\* Performance reported for SC and nation, data not available at school level. Percentages at NAEP Achievement Levels.



## SC PERFORMANCE GOAL

2010 Goal:

*By 2010, SC's student achievement will be ranked in the top half of the states nationally. To achieve this goal, we must become one of the fastest improving systems in the country.*

2020 Goal: TBD

### Abbreviations Key

N/A Not Applicable N/AV Not Available N/C Not Collected N/R Not Reported I/S Insufficient Sample TBD To be determined  
 NI Newly Identified CSI Continuing School Improvement CA Corrective Action RP Plan to Restructure R Restructure DELAY School Improvement Status HOLD School Improvement Status

# West Hartsville Elementary [Darlington]

## SCHOOL PROFILE

	Our School	Change from Last Year	Elementary Schools with Students Like Ours	Median Elementary School
<b>Students (n=202)</b>				
Retention rate	0.5%	Down from 2.8%	2.9%	2.3%
Attendance rate	96.9%	Down from 97.0%	96.0%	96.3%
Eligible for gifted and talented	3.9%	Down from 7.8%	6.3%	10.4%
With disabilities other than speech	17.4%	Down from 18.9%	8.7%	7.5%
Out-of-school suspensions or expulsions for violent &/or criminal offenses	0.0%	No Change	0.0%	0.0%
<b>Teachers (n=21)</b>				
Teachers with advanced degrees	23.8%	Up from 22.7%	54.7%	56.7%
Continuing contract teachers	71.4%	Down from 72.7%	72.6%	77.3%
Teachers with emergency or provisional certificates	0.0%	No Change	0.0%	0.0%
Teachers returning from previous year	64.4%	Up from 55.1%	85.5%	86.4%
Teacher attendance rate	96.2%	Up from 95.7%	94.8%	94.9%
Average teacher salary	\$41,233	Up 4.9%	\$44,395	\$45,345
Classes not taught by highly qualified teachers	0.0%	No Change	0.0%	0.0%
<b>School</b>				
Principal's years at school	5.0	Up from 4.0	4.0	4.0
Student-teacher ratio in core subjects	11.5 to 1	Down from 17.7 to 1	17.7 to 1	18.5 to 1
Prime instructional time	90.1%	Down from 90.2%	88.9%	89.8%
Opportunities in the arts	Fair	Down from Good	Good	Good
SACS accreditation	Yes	No Change	Yes	Yes
Character development program	Average	No Change	Excellent	Excellent
Dollars spent per pupil*	\$10,082	Up 31.7%	\$7,552	\$7,052
Percent of expenditures for instruction*	62.1%	Down from 62.5%	69.0%	69.1%
Percent of expenditures for teacher salaries*	57.4%	Down from 57.8%	63.1%	64.2%
% of AYP objectives met	70.6%		76.9%	85.7%

\* Prior year audited financial data available.

## EVALUATION RESULTS

	Teachers	Students*	Parents*
Number of surveys returned	20	91	33
Percent satisfied with learning environment	100.0%	91.2%	100.0%
Percent satisfied with social and physical environment	100.0%	88.8%	90.6%
Percent satisfied with school-home relations	80.0%	93.4%	100.0%

\*Only students at the highest elementary school grade level at this school and their parents were included.

## REPORT OF PRINCIPAL AND SCHOOL IMPROVEMENT COUNCIL

The mission of West Hartsville Elementary School is to provide positive learning experiences in a safe environment where students can achieve success in an ever-changing world. During the 2007-2008 school year, the faculty and staff at West Hartsville used many tools in order to assess each individual child and plan appropriate learning opportunities. Measures of Academic Progress (MAP) and the Palmetto Achievement Challenge Test (PACT) were used to determine the areas of need for each child. A student profile sheet was created and achievement goals were set in reading and math. Conferences were held with every child. Teachers discussed individual areas of strengths and weaknesses and reviewed the growth goals with each child. All teachers, including related arts and exceptional education teachers, met 110 minutes per week in order to learn research-based strategies in the area of reading comprehension. These strategies had a tremendous impact on all subject areas and aided in building reading comprehension skills across all curriculums. During these weekly professional development sessions, student work was analyzed and lessons were modeled by master teachers. The teachers were also assisted with the development of these strategies into lessons that were then implemented in their individual classrooms in order to assist with continued student growth. All math teachers received hands-on training in the South Carolina Math Curriculum Standards and Assessments. All ELA teachers attended quarterly district ELA meetings for training in the South Carolina ELA Curriculum Standards and Assessment. This professional development focused on gaining content knowledge and developing higher order thinking in students through questioning techniques and assessment strategies.

Mrs. Kendra Woods was selected as our Teacher of the Year; Miss Dawn McChesney was selected as the District Outstanding First Year Teacher. We earned the Palmetto Silver Award from SCDE, as well as the Five Star Award. We earned a value added 5 from the Teacher Advancement Program, which is the highest honor a school can receive based on student growth and gains on the PACT. One of our students was named as the Darlington County School District Elementary Art winner. We had one of our teachers receive their Masters Degree in Educational Leadership and eight teachers enrolled in programs to work on their Masters Degree. Students have raised money for the Leukemia Society with Pennies for Patients, collected for the Annual Food Drive at Thanksgiving and Christmas, raised money for the American Heart Association with Jump Rope for Heart, collected donations for the Darlington County Humane Society, and were involved in many more charitable organizations in need.

Many students were involved in before and after school programs in order to promote academic achievement. Students worked in small groups with various teachers to continue to work on their areas of need in order to reach their individual growth goals in reading and math. Various students participated in an art club, the National Beta Club, the Yearbook Club, and the Color Guard. Students also worked closely with the faculty and staff to present science projects, reading and writing skills, math strategies, science facts, and social studies activities during parent workshops and even participated in Academic Jeopardy, a

Comprehensive detail, including definitions of rating, performance criteria, and explanations of status, is available on [www.ed.sc.gov](http://www.ed.sc.gov) and [www.eoc.sc.gov](http://www.eoc.sc.gov) as well as school and school district websites.

Printed versions are available from school districts upon request.

### Abbreviations Key

N/A Not Applicable N/AV Not Available N/C Not Collected N/R Not Reported I/S Insufficient Sample TBD To be determined  
 NI Newly Identified CSI Continuing School Improvement CA Corrective Action RP Plan to Restructure R Restructure DELAY School Improvement Status HOLD School Improvement Status