



SC Annual School Report Card Summary

Thornwell School for the Arts
Darlington
Grades: 1-5 Enrollment: 281
Principal: Peggy B. Casey
Superintendent: Dr. Rainey H. Knight
Board Chair: Dr. Allem McCutcheon

PERFORMANCE

Comprehensive detail, including definitions of ratings, performance criteria, and explanations of status, is available on www.ed.sc.gov and www.eoc.sc.gov as well as school and school district websites. Printed versions are available from school districts upon request.

YEAR	ABSOLUTE RATING	GROWTH RATING	PALMETTO GOLD/SILVER AWARD	AYP STATUS	NCLB IMPROVEMENT STATUS
2008	Below Average	At-Risk	TBD	Not Met	N/A
2007	Average	At-Risk	N/A	Met	N/A
2006	Below Average	Below Average	N/A	Met	CA-DELAY

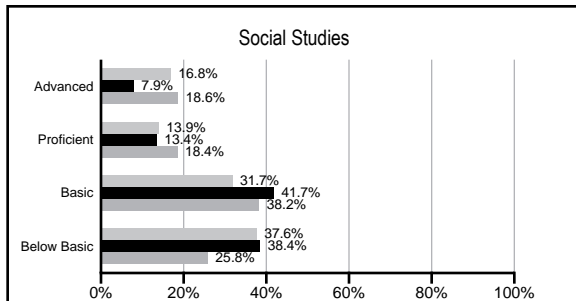
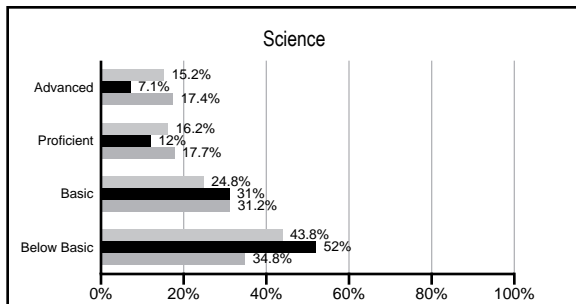
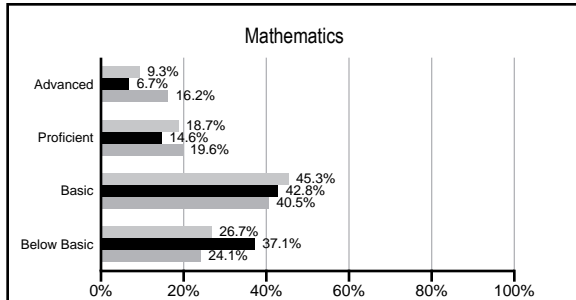
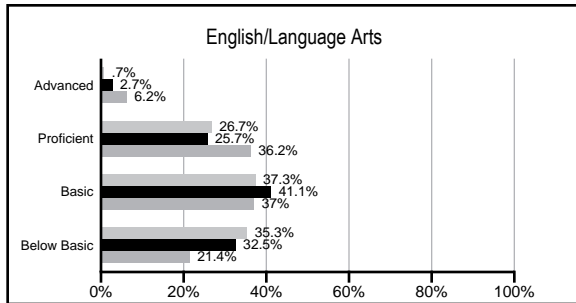
ABSOLUTE RATINGS OF ELEMENTARY SCHOOLS WITH STUDENTS LIKE OURS*

EXCELLENT	GOOD	AVERAGE	BELOW AVERAGE	AT-RISK
0	0	13	58	49

* Ratings are calculated with data available by 02/17/2009. Schools with Students like Ours are Elementary Schools with poverty indices of no more than 5% above or below the index for this school.

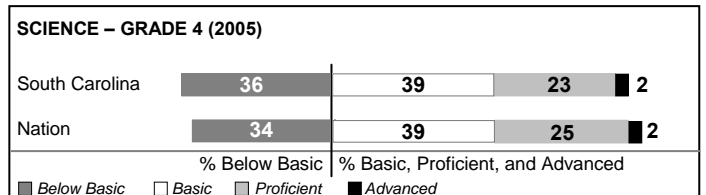

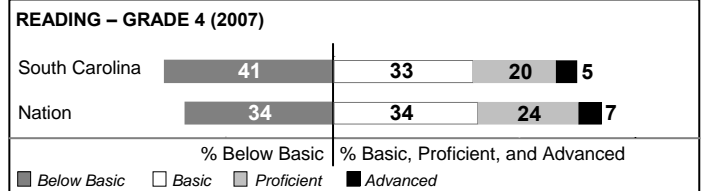
PACT PERFORMANCE

Our School
 Elementary Schools with Students Like Ours
 Elementary schools statewide



NAEP PERFORMANCE*

* Performance reported for SC and nation, data not available at school level. Percentages at NAEP Achievement Levels.



SC PERFORMANCE GOAL

2010 Goal:

By 2010, SC's student achievement will be ranked in the top half of the states nationally. To achieve this goal, we must become one of the fastest improving systems in the country.

2020 Goal: TBD

Abbreviations Key

N/A Not Applicable N/AV Not Available N/C Not Collected N/R Not Reported I/S Insufficient Sample TBD To be determined
 NI Newly Identified CSI Continuing School Improvement CA Corrective Action RP Plan to Restructure R Restructure DELAY School Improvement Status HOLD School Improvement Status

Thornwell School for the Arts [Darlington]

SCHOOL PROFILE

	Our School	Change from Last Year	Elementary Schools with Students Like Ours	Median Elementary School
Students (n=281)				
Retention rate	3.6%	Down from 5.7%	3.1%	2.3%
Attendance rate	96.2%	Up from 95.7%	96.0%	96.3%
Eligible for gifted and talented	7.4%	Down from 7.6%	3.4%	10.4%
With disabilities other than speech	7.3%	Down from 8.3%	7.8%	7.5%
Out-of-school suspensions or expulsions for violent &/or criminal offenses	0.0%	No Change	0.0%	0.0%
Teachers (n=27)				
Teachers with advanced degrees	40.7%	Down from 50.0%	54.4%	56.7%
Continuing contract teachers	51.9%	Down from 73.1%	69.6%	77.3%
Teachers with emergency or provisional certificates	10.0%	Up from 5.0%	0.0%	0.0%
Teachers returning from previous year	76.5%	Down from 78.6%	83.2%	86.4%
Teacher attendance rate	96.2%	Up from 91.2%	95.0%	94.9%
Average teacher salary	\$46,121	Up 1.6%	\$43,955	\$45,345
Classes not taught by highly qualified teachers	4.4%	Up from 0.0%	0.5%	0.0%
School				
Principal's years at school	7.0	Up from 6.0	3.0	4.0
Student-teacher ratio in core subjects	18.5 to 1	Down from 18.7 to 1	16.7 to 1	18.5 to 1
Prime instructional time	88.5%	Up from 82.5%	89.3%	89.8%
Opportunities in the arts	Excellent	No Change	Good	Good
SACS accreditation	Yes	No Change	Yes	Yes
Character development program	Excellent	Up from Good	Excellent	Excellent
Dollars spent per pupil*	\$8,837	Up 20.2%	\$8,094	\$7,052
Percent of expenditures for instruction*	69.1%	Down from 69.6%	68.9%	69.1%
Percent of expenditures for teacher salaries*	62.3%	Down from 63.9%	62.3%	64.2%
% of AYP objectives met	53.8%		70.6%	85.7%

* Prior year audited financial data available.

REPORT OF PRINCIPAL AND SCHOOL IMPROVEMENT COUNCIL

During the 2007-2008 school year, the staff, students, and stakeholders at Thornwell experienced a renewed sense of enthusiasm and engagement in school initiatives. Transitioned to a renovated facility in downtown Hartsville, the school family now has access to increased technologies and an improved learning environment. Additionally the expansion has provided for more efficient placement of classrooms and resources as well as the arrangement of program offerings. A well-equipped science lab is now available to house the science master teacher as well as offices designed for easy access to instructional coaches. The continuation of Reading First along with participation in the SCSDE MSU math coaching program has provided technical support for teachers and students. In its seventh year, the magnet school incorporates arts emphasis for selected students while the on-site ALERT program for gifted education has seen expansion through social studies enrichment.

As a school-wide Title One school, Thornwell Elementary has made AYP for the previous two consecutive years. With a highly qualified staff, administrators seek to provide on-going professional development opportunities for teachers. The added benefit of a parent liaison has also established more productive communication between home and school. This year a very active PTO and SIC played a major role in school performance. They assisted in providing positive reinforcements for students and teachers. Their projects included playground equipment, a new school sign, and motivational incentives for student performance. We are appreciative of the many volunteers and business partners who contributed to the safe and focused learning practices throughout the year. The dedication and hard work of our extended school family have made for a rewarding school year.

Ms. P. J. Casey is our principal and Ms. Hayley Cagle is the President of our School Improvement Council.

EVALUATION RESULTS

	Teachers	Students*	Parents*
Number of surveys returned	24	44	15
Percent satisfied with learning environment	95.8%	88.4%	83.3%
Percent satisfied with social and physical environment	100.0%	93.2%	66.7%
Percent satisfied with school-home relations	62.5%	88.4%	80.0%

*Only students at the highest elementary school grade level at this school and their parents were included.

Comprehensive detail, including definitions of rating, performance criteria, and explanations of status, is available on www.ed.sc.gov and www.eoc.sc.gov as well as school and school district websites.

Printed versions are available from school districts upon request.

Abbreviations Key

N/A Not Applicable N/AV Not Available N/C Not Collected N/R Not Reported I/S Insufficient Sample TBD To be determined
 NI Newly Identified CSI Continuing School Improvement CA Corrective Action RP Plan to Restructure R Restructure DELAY School Improvement Status HOLD School Improvement Status