



# SC Annual School Report Card Summary

St John's Elementary

Darlington

Grades: PK-5

Enrollment: 660

Principal: Jean B. Taylor

Superintendent: Dr. Rainey H. Knight

Board Chair: Dr. Allem McCutcheon

## PERFORMANCE

Comprehensive detail, including definitions of ratings, performance criteria, and explanations of status, is available on [www.ed.sc.gov](http://www.ed.sc.gov) and [www.eoc.sc.gov](http://www.eoc.sc.gov) as well as school and school district websites. Printed versions are available from school districts upon request.

YEAR	ABSOLUTE RATING	GROWTH RATING	PALMETTO GOLD/SILVER AWARD	AYP STATUS	NCLB IMPROVEMENT STATUS
2008	Below Average	At-Risk	TBD	Not Met	CA
2007	Average	Below Average	N/A	Not Met	CSI
2006	Below Average	At-Risk	Silver	Not Met	NI

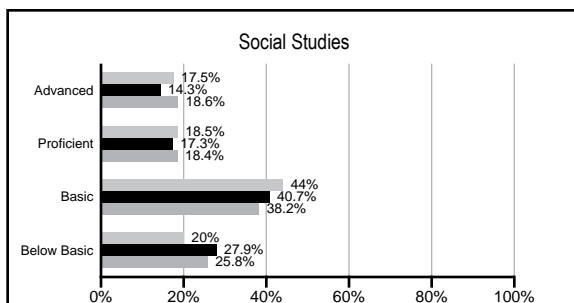
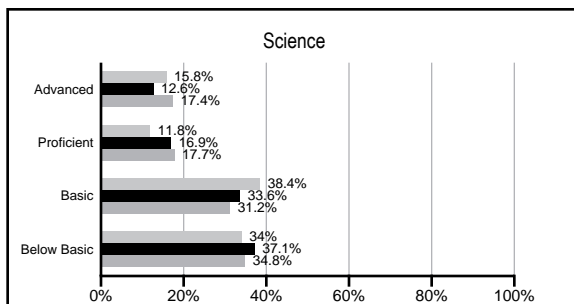
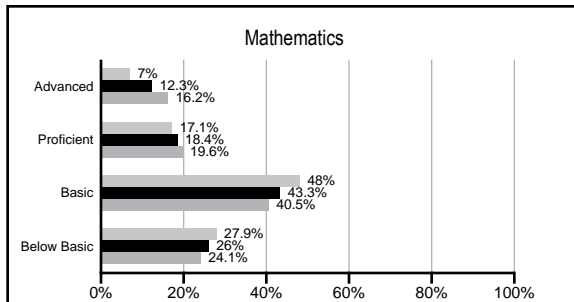
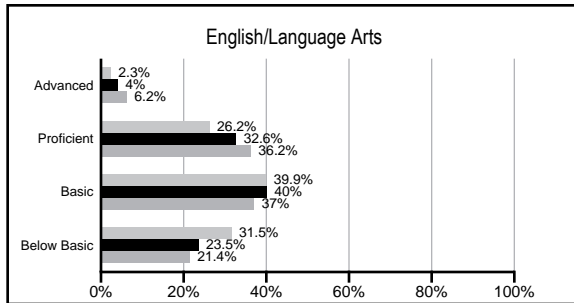
## ABSOLUTE RATINGS OF ELEMENTARY SCHOOLS WITH STUDENTS LIKE OURS\*

EXCELLENT	GOOD	AVERAGE	BELOW AVERAGE	AT-RISK
0	2	35	44	1

\* Ratings are calculated with data available by 02/17/2009. Schools with Students like Ours are Elementary Schools with poverty indices of no more than 5% above or below the index for this school.

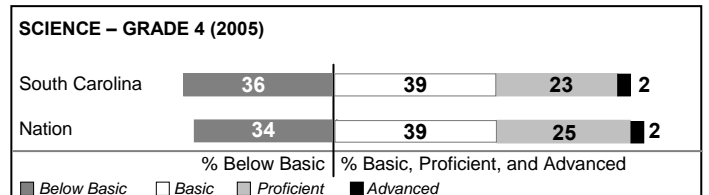
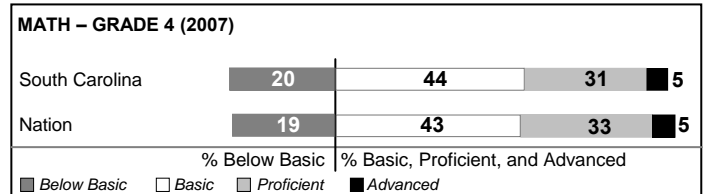
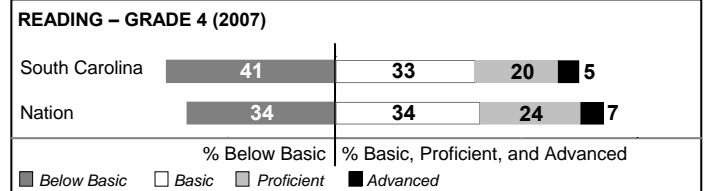
## PACT PERFORMANCE

Our School
  Elementary Schools with Students Like Ours
  Elementary schools statewide



## NAEP PERFORMANCE\*

\* Performance reported for SC and nation, data not available at school level. Percentages at NAEP Achievement Levels.



## SC PERFORMANCE GOAL

2010 Goal:

*By 2010, SC's student achievement will be ranked in the top half of the states nationally. To achieve this goal, we must become one of the fastest improving systems in the country.*

2020 Goal: TBD

### Abbreviations Key

N/A Not Applicable N/AV Not Available N/C Not Collected N/R Not Reported I/S Insufficient Sample TBD To be determined  
 NI Newly Identified CSI Continuing School Improvement CA Corrective Action RP Plan to Restructure R Restructure DELAY School Improvement Status HOLD School Improvement Status

# St John's Elementary [Darlington]

## SCHOOL PROFILE

	Our School	Change from Last Year	Elementary Schools with Students Like Ours	Median Elementary School
<b>Students (n=660)</b>				
Retention rate	4.7%	Down from 7.6%	2.9%	2.3%
Attendance rate	96.1%	Up from 95.4%	96.1%	96.3%
Eligible for gifted and talented	4.2%	Up from 3.6%	8.9%	10.4%
With disabilities other than speech	10.2%	Down from 10.7%	9.0%	7.5%
Out-of-school suspensions or expulsions for violent &/or criminal offenses	0.0%	No Change	0.0%	0.0%
<b>Teachers (n=43)</b>				
Teachers with advanced degrees	55.8%	Down from 60.4%	55.6%	56.7%
Continuing contract teachers	90.7%	Up from 89.6%	78.9%	77.3%
Teachers with emergency or provisional certificates	0.0%	No Change	0.0%	0.0%
Teachers returning from previous year	87.5%	Up from 86.4%	86.6%	86.4%
Teacher attendance rate	94.4%	Up from 89.8%	94.8%	94.9%
Average teacher salary	\$47,948	Up 3.3%	\$45,116	\$45,345
Classes not taught by highly qualified teachers	2.8%	Up from 0.7%	0.0%	0.0%
<b>School</b>				
Principal's years at school	17.0	Up from 16.0	4.0	4.0
Student-teacher ratio in core subjects	20.8 to 1	Down from 21.4 to 1	18.5 to 1	18.5 to 1
Prime instructional time	89.5%	Up from 84.0%	89.1%	89.8%
Opportunities in the arts	Good	No Change	Good	Good
SACS accreditation	Yes	No Change	Yes	Yes
Character development program	Excellent	No Change	Excellent	Excellent
Dollars spent per pupil*	\$6,273	Up 4.6%	\$7,285	\$7,052
Percent of expenditures for instruction*	72.3%	Down from 73.6%	67.8%	69.1%
Percent of expenditures for teacher salaries*	71.2%	Down from 72.2%	63.1%	64.2%
% of AYP objectives met	61.9%		82.4%	85.7%

\* Prior year audited financial data available.

## EVALUATION RESULTS

	Teachers	Students*	Parents*
Number of surveys returned	39	86	51
Percent satisfied with learning environment	89.5%	71.4%	82.0%
Percent satisfied with social and physical environment	92.3%	70.2%	75.5%
Percent satisfied with school-home relations	74.4%	84.9%	78.0%

\*Only students at the highest elementary school grade level at this school and their parents were included.

## REPORT OF PRINCIPAL AND SCHOOL IMPROVEMENT COUNCIL

St. John's Elementary, a Title I school, had a productive 2007-2008 school year. The school worked collaboratively with parents and the community to promote excellence in academics, athletics, attendance, attitude and the arts. Balanced literacy instruction, literacy groups, Accelerated Reader, Waterford, Wilson and Success Maker programs encouraged our students to become independent readers. Fifty-five students were invited to attend the All-A Banquet. Two students made all "A" report cards throughout their elementary years. Two students were recognized for having perfect attendance in grades K-5. Honor roll students were recognized quarterly. Student and class projects were displayed in the annual Science Fair showcase. An SJE student earned the Lieutenant Governor's Writing Award at the school. The St. John's Singers, under the direction of Sylvia Puffer, were invited to perform at the Christmas on the Square celebration. The student body supported the community with the annual Christmas Canned Food Drive and the St. Jude's Math-a-thon. Student Council provided leadership opportunities for students. Safety patrols, student marshals and the Flag Corps teams helped to develop students' leadership skills. A newly chartered BETA Club competed in state convention activities and sponsored community projects.

Ongoing staff development opportunities helped teachers improve their instructional skills. PBS continued to be implemented to encourage appropriate behavior among students. Julie Howle was selected Teacher of the Year, Lois Luce was chosen Assistant of the Year, and Tracie Lewis was named Educator of the Year. Morning math and reading tutorial services were provided for students. An additional Success Maker lab was established for third-fifth grade students.

St. John's Elementary received the district's Five Star Award for the second consecutive year. The Association of Parents and Teachers, the School Improvement Council and numerous business partners worked to improve the school. The APT purchased agendas, playground equipment and recognized Honor Roll students. St. John's Elementary continued its tradition of excellence, serving the Darlington community since 1818.

Jean B. Taylor, Principal  
Betty Herlong, School Improvement Council Chairperson

Comprehensive detail, including definitions of rating, performance criteria, and explanations of status, is available on [www.ed.sc.gov](http://www.ed.sc.gov) and [www.eoc.sc.gov](http://www.eoc.sc.gov) as well as school and school district websites.

Printed versions are available from school districts upon request.

### Abbreviations Key

N/A Not Applicable N/AV Not Available N/C Not Collected N/R Not Reported I/S Insufficient Sample TBD To be determined  
NI Newly Identified CSI Continuing School Improvement CA Corrective Action RP Plan to Restructure R Restructure DELAY School Improvement Status HOLD School Improvement Status