



SC Annual School Report Card Summary

**Brunson-Dargan Elementary
Darlington**

Grades: 3-5

Enrollment: 257

Principal: Meredith V. Taylor

Superintendent: Dr. Rainey H. Knight

Board Chair: Dr. Allem McCutcheon

PERFORMANCE

Comprehensive detail, including definitions of ratings, performance criteria, and explanations of status, is available on www.ed.sc.gov and www.eoc.sc.gov as well as school and school district websites. Printed versions are available from school districts upon request.

YEAR	ABSOLUTE RATING	GROWTH RATING	PALMETTO GOLD/SILVER AWARD	AYP STATUS	NCLB IMPROVEMENT STATUS
2008	At-Risk	Below Average	TBD	Not Met	R
2007	Below Average	Below Average	N/A	Not Met	RP
2006	Below Average	At-Risk	N/A	Not Met	CA

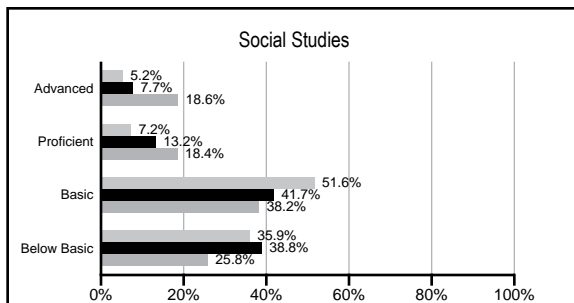
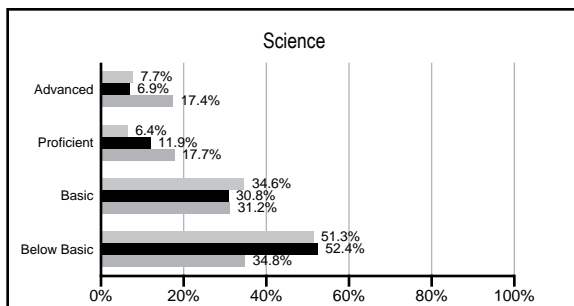
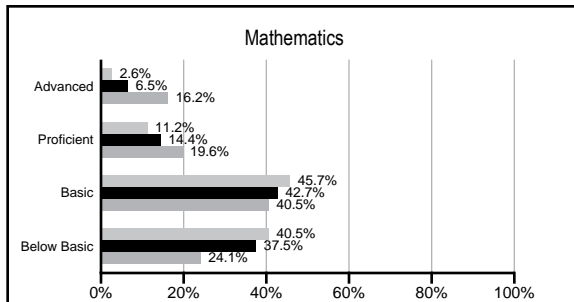
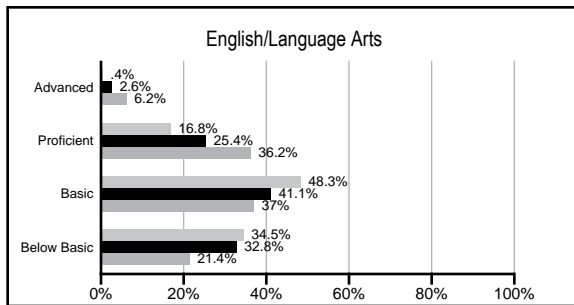
ABSOLUTE RATINGS OF ELEMENTARY SCHOOLS WITH STUDENTS LIKE OURS*

EXCELLENT	GOOD	AVERAGE	BELOW AVERAGE	AT-RISK
0	0	12	60	52

* Ratings are calculated with data available by 02/17/2009. Schools with Students like Ours are Elementary Schools with poverty indices of no more than 5% above or below the index for this school.

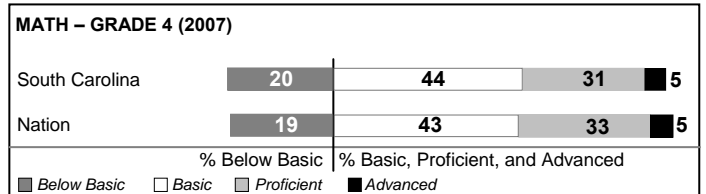
PACT PERFORMANCE

Our School
 Elementary Schools with Students Like Ours
 Elementary schools statewide



NAEP PERFORMANCE*

* Performance reported for SC and nation, data not available at school level. Percentages at NAEP Achievement Levels.



SC PERFORMANCE GOAL

2010 Goal:

By 2010, SC's student achievement will be ranked in the top half of the states nationally. To achieve this goal, we must become one of the fastest improving systems in the country.

2020 Goal: TBD

Abbreviations Key

N/A Not Applicable N/AV Not Available N/C Not Collected N/R Not Reported I/S Insufficient Sample TBD To be determined
NI Newly Identified CSI Continuing School Improvement CA Corrective Action RP Plan to Restructure R Restructure DELAY School Improvement Status HOLD School Improvement Status

Brunson-Dargan Elementary [Darlington]

SCHOOL PROFILE

	Our School	Change from Last Year	Elementary Schools with Students Like Ours	Median Elementary School
Students (n=257)				
Retention rate	4.6%	Up from 3.7%	3.1%	2.3%
Attendance rate	95.8%	Up from 94.4%	96.0%	96.3%
Eligible for gifted and talented	1.5%	Down from 2.6%	3.4%	10.4%
With disabilities other than speech	18.7%	Up from 16.7%	7.8%	7.5%
Out-of-school suspensions or expulsions for violent &/or criminal offenses	0.0%	No Change	0.0%	0.0%
Teachers (n=22)				
Teachers with advanced degrees	31.8%	No Change	54.3%	56.7%
Continuing contract teachers	45.5%	Down from 54.5%	69.6%	77.3%
Teachers with emergency or provisional certificates	5.9%	Down from 7.1%	0.0%	0.0%
Teachers returning from previous year	69.4%	Down from 71.3%	83.1%	86.4%
Teacher attendance rate	92.9%	Down from 95.5%	95.0%	94.9%
Average teacher salary	\$45,050	Up 13.2%	\$43,988	\$45,345
Classes not taught by highly qualified teachers	0.0%	No Change	0.0%	0.0%
School				
Principal's years at school	1.0	Down from 3.0	3.0	4.0
Student-teacher ratio in core subjects	17.9 to 1	Down from 19.0 to 1	16.6 to 1	18.5 to 1
Prime instructional time	86.2%	Up from 85.7%	89.3%	89.8%
Opportunities in the arts	Good	No Change	Good	Good
SACS accreditation	Yes	No Change	Yes	Yes
Character development program	Average	Down from Good	Excellent	Excellent
Dollars spent per pupil*	\$8,468	Up 20.9%	\$8,115	\$7,052
Percent of expenditures for instruction*	64.0%	Up from 62.3%	68.8%	69.1%
Percent of expenditures for teacher salaries*	60.2%	Down from 60.9%	61.9%	64.2%
% of AYP objectives met	57.1%		69.2%	85.7%

* Prior year audited financial data available.

EVALUATION RESULTS

	Teachers	Students*	Parents*
Number of surveys returned	20	58	24
Percent satisfied with learning environment	80.0%	83.9%	91.7%
Percent satisfied with social and physical environment	85.0%	83.6%	79.2%
Percent satisfied with school-home relations	45.0%	88.9%	78.3%

*Only students at the highest elementary school grade level at this school and their parents were included.

REPORT OF PRINCIPAL AND SCHOOL IMPROVEMENT COUNCIL

Brunson-Dargan Elementary School is committed to enabling students to achieve the highest possible level of academic success. Our mission is to enhance the overall growth of children in an atmosphere of excellence. Our student population consists of 258 students in grades three through five.

Brunson-Dargan utilizes an integrated, standards-based curriculum that incorporates technology to engage students through internet resources, Promethean Boards, and United Streaming videos. The continuation of the Teacher Advancement Program (TAP) during the 2007-2008 school year provided teachers with weekly professional development in research-based instructional strategies facilitated by master teachers. We continued the use of the Balanced Literacy Model, Everyday Math, and SuccessMaker (computer assisted instruction in Math and Reading). Data from the Palmetto Achievement Challenge Test (PACT), district benchmark tests, the SuccessMaker computer lab, TAP pre and post tests, and Measures of Academic Progress (MAP) assessments were also utilized to plan for and implement instructional programs. Brunson-Dargan also implemented a Science Lab in 2007-2008 and a Science Coach through a partnership with the State Department of Education. In addition, the B & L Homework Center staff partnered with the instructional staff at Brunson-Dargan to provide an after school academic assistance program.

The faculty and staff of Brunson-Dargan Elementary School remain focused on data analysis and providing standards-driven instruction for our most valuable resources, our children. We remain committed to providing a nurturing learning environment "Where Dreams Become Reality."

Deborah White, Chairperson SIC
Meredith Taylor, Principal

Comprehensive detail, including definitions of rating, performance criteria, and explanations of status, is available on www.ed.sc.gov and www.eoc.sc.gov as well as school and school district websites.

Printed versions are available from school districts upon request.

Abbreviations Key

N/A Not Applicable N/AV Not Available N/C Not Collected N/R Not Reported I/S Insufficient Sample TBD To be determined

NI Newly Identified CSI Continuing School Improvement CA Corrective Action RP Plan to Restructure R Restructure DELAY School Improvement Status HOLD School Improvement Status