



SC Annual School Report Card Summary

Spaulding Elementary
Darlington

Grades: 3-5

Enrollment: 240

Principal: Vernisa Bodison

Superintendent: Dr. Rainey H. Knight

Board Chair: Dr. Allem McCutcheon

PERFORMANCE

Comprehensive detail, including definitions of ratings, performance criteria, and explanations of status, is available on www.ed.sc.gov and www.eoc.sc.gov as well as school and school district websites. Printed versions are available from school districts upon request.

YEAR	ABSOLUTE RATING	GROWTH RATING	PALMETTO GOLD/SILVER AWARD	AYP STATUS	NCLB IMPROVEMENT STATUS
2008	Below Average	At-Risk	TBD	Not Met	R
2007	Below Average	Below Average	Silver	Not Met	RP
2006	Below Average	Good	N/A	Not Met	CA

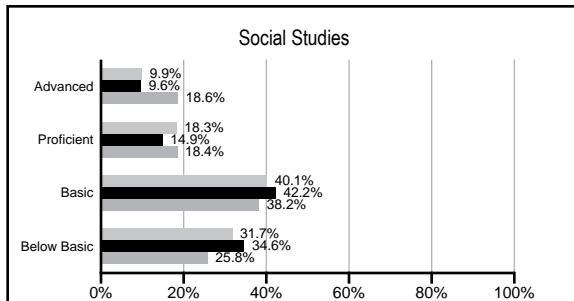
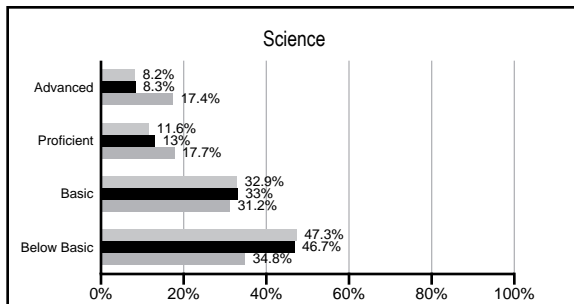
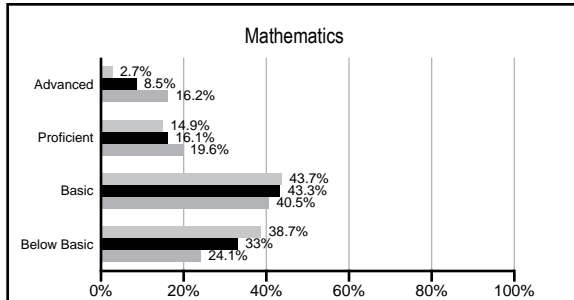
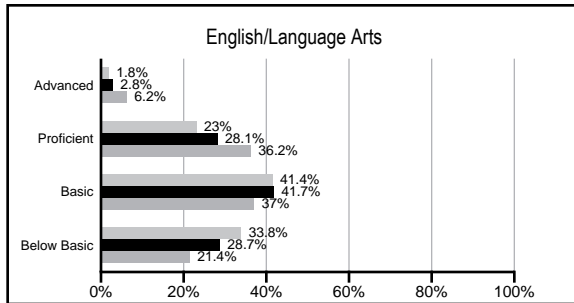
ABSOLUTE RATINGS OF ELEMENTARY SCHOOLS WITH STUDENTS LIKE OURS*

EXCELLENT	GOOD	AVERAGE	BELOW AVERAGE	AT-RISK
0	0	16	66	20

* Ratings are calculated with data available by 02/17/2009. Schools with Students like Ours are Elementary Schools with poverty indices of no more than 5% above or below the index for this school.


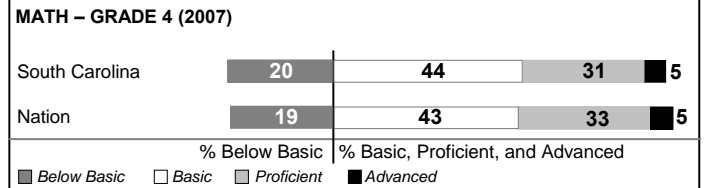
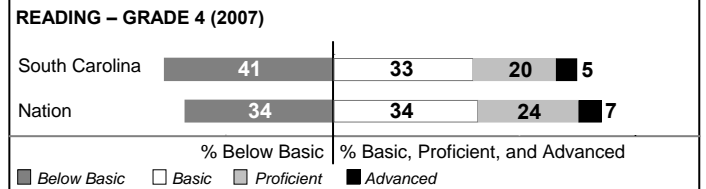
PACT PERFORMANCE

Our School Elementary Schools with Students Like Ours Elementary schools statewide



NAEP PERFORMANCE*

* Performance reported for SC and nation, data not available at school level. Percentages at NAEP Achievement Levels.



SC PERFORMANCE GOAL

2010 Goal:

By 2010, SC's student achievement will be ranked in the top half of the states nationally. To achieve this goal, we must become one of the fastest improving systems in the country.

2020 Goal: TBD

Abbreviations Key

N/A Not Applicable N/AV Not Available N/C Not Collected N/R Not Reported I/S Insufficient Sample TBD To be determined
NI Newly Identified CSI Continuing School Improvement CA Corrective Action RP Plan to Restructure R Restructure DELAY School Improvement Status HOLD School Improvement Status

Spaulding Elementary [Darlington]

SCHOOL PROFILE

	Our School	Change from Last Year	Elementary Schools with Students Like Ours	Median Elementary School
Students (n=240)				
Retention rate	0.4%	Down from 0.9%	2.9%	2.3%
Attendance rate	96.0%	No Change	96.0%	96.3%
Eligible for gifted and talented	6.3%	Up from 5.3%	5.7%	10.4%
With disabilities other than speech	11.5%	Down from 12.0%	8.0%	7.5%
Out-of-school suspensions or expulsions for violent &/or criminal offenses	1.3%	Up from 0.5%	0.0%	0.0%
Teachers (n=19)				
Teachers with advanced degrees	31.6%	Down from 36.8%	54.4%	56.7%
Continuing contract teachers	52.6%	Up from 42.1%	71.6%	77.3%
Teachers with emergency or provisional certificates	0.0%	No Change	0.0%	0.0%
Teachers returning from previous year	65.1%	Up from 54.7%	84.4%	86.4%
Teacher attendance rate	95.6%	Down from 96.5%	94.9%	94.9%
Average teacher salary	\$40,006	Up 6.0%	\$44,191	\$45,345
Classes not taught by highly qualified teachers	0.0%	Down from 5.9%	0.0%	0.0%
School				
Principal's years at school	5.0	Up from 4.0	3.0	4.0
Student-teacher ratio in core subjects	20.5 to 1	Up from 18.9 to 1	17.0 to 1	18.5 to 1
Prime instructional time	88.6%	Down from 89.5%	89.1%	89.8%
Opportunities in the arts	Good	No Change	Good	Good
SACS accreditation	Yes	No Change	Yes	Yes
Character development program	Good	No Change	Excellent	Excellent
Dollars spent per pupil*	\$7,412	Up 14.3%	\$7,801	\$7,052
Percent of expenditures for instruction*	67.3%	Up from 65.9%	69.1%	69.1%
Percent of expenditures for teacher salaries*	61.2%	Down from 61.9%	62.5%	64.2%
% of AYP objectives met	64.7%		76.2%	85.7%

* Prior year audited financial data available.

EVALUATION RESULTS

	Teachers	Students*	Parents*
Number of surveys returned	18	74	38
Percent satisfied with learning environment	83.3%	90.4%	84.2%
Percent satisfied with social and physical environment	88.9%	87.7%	86.8%
Percent satisfied with school-home relations	77.8%	86.5%	81.6%

*Only students at the highest elementary school grade level at this school and their parents were included.

REPORT OF PRINCIPAL AND SCHOOL IMPROVEMENT COUNCIL

The 2007-2008 school year brought many honors to Spaulding Elementary (A Title One and Teacher Advancement Program (TAP) School). Two hundred and forty-two third through fifth grade students attended Spaulding along with thirty-one employees supporting our school wide theme, "We're Wild About Learning."

Spaulding received recognition for being a Palmetto Silver Showcase School from the SDE for improvement in academic achievement. Spaulding Elementary also received district recognition for winning the Clean School of the Month Award in October and January and the Darlington County Five Star Customer Service Award in May.

Throughout the school year, teachers participated in professional development that focused on several research-based reading strategies. Books such as Strategies That Work and The Question Answer Relationship were used to assist teachers with ways to enhance reading instruction. Teachers also participated in math, science, and social studies workshops provided by the school district.

Our PTO sponsored events such as the Master and Little Miss Spaulding Elementary Contest, Talent Celebrations, a Spring dance and a Friday Fun Store. Our PTO also purchased honor roll t-shirts for students. Title One Family nights were held to inform parents about the curriculum and important school events. Community members and parents were invited to attend our Volunteer Breakfast, Ministers Luncheon, Parent University, Reading Campout Night and our Dedicated Dads and Motivated Moms Programs.

Over sixty students participated in the after school program in April and May. Students also participated in Success Maker Saturday sessions in April. A Spaulding student won a state citizenship award while another student won the STAND award for taking a responsible stand against drugs. Our honor roll students participated in the Lamar Egg Scramble parade.

Spaulding Elementary will continue to be "Wild About Learning!"

Vernisa Y. Bodison, Principal
Monica Byrd, SIC Chairperson

Comprehensive detail, including definitions of rating, performance criteria, and explanations of status, is available on www.ed.sc.gov and www.eoc.sc.gov as well as school and school district websites.

Printed versions are available from school districts upon request.

Abbreviations Key

N/A Not Applicable N/AV Not Available N/C Not Collected N/R Not Reported I/S Insufficient Sample TBD To be determined

NI Newly Identified CSI Continuing School Improvement CA Corrective Action RP Plan to Restructure R Restructure DELAY School Improvement Status HOLD School Improvement Status