



# SC Annual School Report Card Summary

North Hartsville Elementary

Darlington

Grades: 1-5

Enrollment: 806

Principal: Beth Blum

Superintendent: Dr. Rainey H. Knight

Board Chair: Dr. Allem McCutcheon

## PERFORMANCE

Comprehensive detail, including definitions of ratings, performance criteria, and explanations of status, is available on [www.ed.sc.gov](http://www.ed.sc.gov) and [www.eoc.sc.gov](http://www.eoc.sc.gov) as well as school and school district websites. Printed versions are available from school districts upon request.

YEAR	ABSOLUTE RATING	GROWTH RATING	PALMETTO GOLD/SILVER AWARD	AYP STATUS	NCLB IMPROVEMENT STATUS
2008	Average	At-Risk	TBD	Not Met	N/A
2007	Average	Below Average	N/A	Not Met	N/A
2006	Average	At-Risk	Silver	Not Met	N/A

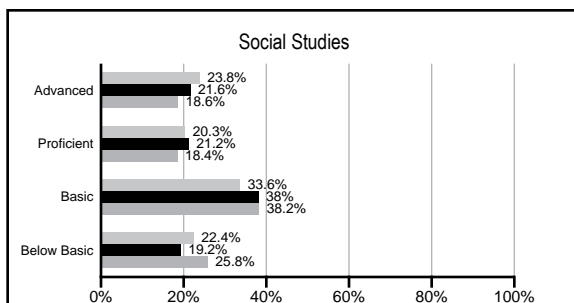
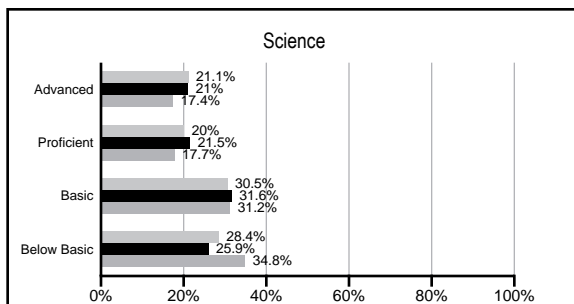
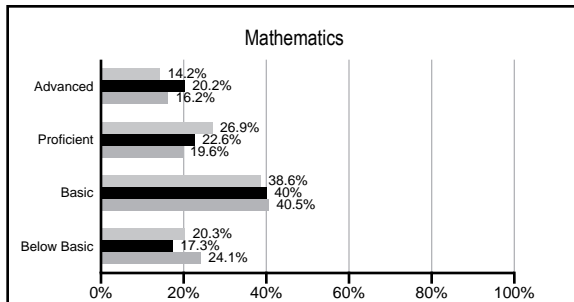
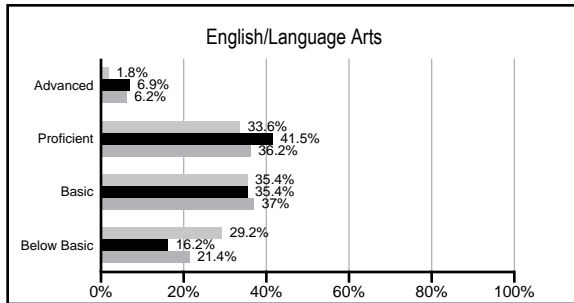
## ABSOLUTE RATINGS OF ELEMENTARY SCHOOLS WITH STUDENTS LIKE OURS\*

EXCELLENT	GOOD	AVERAGE	BELOW AVERAGE	AT-RISK
0	24	54	5	0

\* Ratings are calculated with data available by 02/17/2009. Schools with Students like Ours are Elementary Schools with poverty indices of no more than 5% above or below the index for this school.

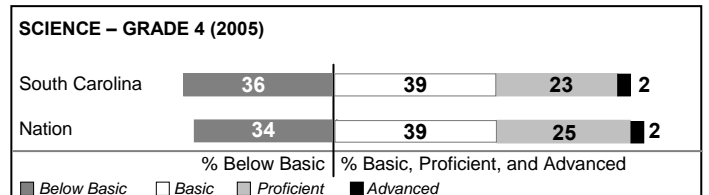
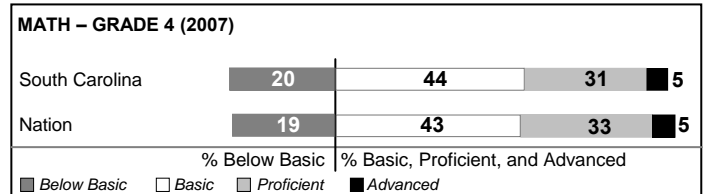
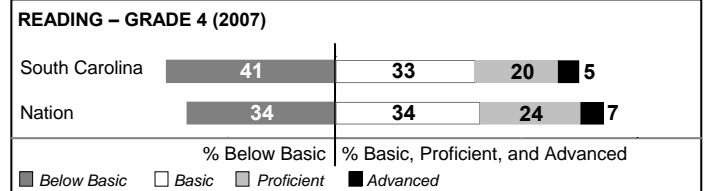
## PACT PERFORMANCE

Our School
  Elementary Schools with Students Like Ours
  Elementary schools statewide



## NAEP PERFORMANCE\*

\* Performance reported for SC and nation, data not available at school level. Percentages at NAEP Achievement Levels.



## SC PERFORMANCE GOAL

2010 Goal:

*By 2010, SC's student achievement will be ranked in the top half of the states nationally. To achieve this goal, we must become one of the fastest improving systems in the country.*

2020 Goal: TBD

### Abbreviations Key

N/A Not Applicable N/AV Not Available N/C Not Collected N/R Not Reported I/S Insufficient Sample TBD To be determined  
 NI Newly Identified CSI Continuing School Improvement CA Corrective Action RP Plan to Restructure R Restructure DELAY School Improvement Status HOLD School Improvement Status

# North Hartsville Elementary [Darlington]

## SCHOOL PROFILE

	Our School	Change from Last Year	Elementary Schools with Students Like Ours	Median Elementary School
<b>Students (n=806)</b>				
Retention rate	4.0%	Down from 6.9%	2.1%	2.3%
Attendance rate	96.2%	Up from 95.9%	96.4%	96.3%
Eligible for gifted and talented	11.3%	Up from 10.9%	12.6%	10.4%
With disabilities other than speech	8.0%	Up from 7.0%	7.6%	7.5%
Out-of-school suspensions or expulsions for violent &/or criminal offenses	0.0%	No Change	0.0%	0.0%
<b>Teachers (n=46)</b>				
Teachers with advanced degrees	50.0%	Down from 51.1%	56.0%	56.7%
Continuing contract teachers	95.7%	Up from 95.6%	77.8%	77.3%
Teachers with emergency or provisional certificates	0.0%	No Change	0.0%	0.0%
Teachers returning from previous year	89.3%	Down from 90.1%	88.0%	86.4%
Teacher attendance rate	95.2%	Down from 95.7%	94.9%	94.9%
Average teacher salary	\$46,380	Up 7.5%	\$45,414	\$45,345
Classes not taught by highly qualified teachers	0.0%	No Change	0.0%	0.0%
<b>School</b>				
Principal's years at school	8.0	Up from 7.0	4.0	4.0
Student-teacher ratio in core subjects	17.7 to 1	Down from 21.6 to 1	19.3 to 1	18.5 to 1
Prime instructional time	89.8%	Up from 89.7%	90.2%	89.8%
Opportunities in the arts	Good	No Change	Good	Good
SACS accreditation	Yes	No Change	Yes	Yes
Character development program	Excellent	No Change	Excellent	Excellent
Dollars spent per pupil*	\$5,113	Up 10.3%	\$6,448	\$7,052
Percent of expenditures for instruction*	67.7%	Down from 68.1%	70.0%	69.1%
Percent of expenditures for teacher salaries*	65.5%	Down from 66.0%	65.5%	64.2%
% of AYP objectives met	71.4%		89.5%	85.7%

\* Prior year audited financial data available.

## REPORT OF PRINCIPAL AND SCHOOL IMPROVEMENT COUNCIL

Soar with "The Best School in the Universe" at North Hartsville Elementary School. With an average of 800 students divided among thirty-six homerooms we still strive to actively engage in teaching, challenging and encouraging all students.

First through third grade classes are self-contained with a strong emphasis on individualized instruction for each child. Fourth and fifth grade classes enjoy team teaching while, also focusing on individualized instruction. All grades are involved with Measurements of Academic Progress (MAP) three times a year. Teachers focus on each student's individual goals and focus lessons based on growth the child needs to make. All gains are celebrated within the school.

All North Hartsville Elementary faculty and staff, parents, community members, and business partners work closely together to encourage each child to be successful academically in a safe environment that continues to grow. Our PTO is continuously enhancing our school climate to make North Hartsville Elementary extraordinary by actively coordinating fundraisers throughout the school year.

Through many activities and a lot of hard work, North Hartsville Elementary is truly the "Best School in the Universe"!

Beth Blum, Principal  
Marla Prozzi, SIC Chairperson

## EVALUATION RESULTS

	Teachers	Students*	Parents*
Number of surveys returned	42	148	67
Percent satisfied with learning environment	95.2%	89.7%	95.5%
Percent satisfied with social and physical environment	97.6%	82.4%	92.5%
Percent satisfied with school-home relations	90.2%	93.2%	92.5%

\*Only students at the highest elementary school grade level at this school and their parents were included.

Comprehensive detail, including definitions of rating, performance criteria, and explanations of status, is available on [www.ed.sc.gov](http://www.ed.sc.gov) and [www.eoc.sc.gov](http://www.eoc.sc.gov) as well as school and school district websites.

Printed versions are available from school districts upon request.

### Abbreviations Key

N/A Not Applicable N/AV Not Available N/C Not Collected N/R Not Reported I/S Insufficient Sample TBD To be determined  
NI Newly Identified CSI Continuing School Improvement CA Corrective Action RP Plan to Restructure R Restructure DELAY School Improvement Status HOLD School Improvement Status