SC Annual School Report Card Summary

Carolina Elementary
Darlington
Grades: 1-5 **Enrollment: 248**
Principal: Donna R. Barrett
Superintendent: Dr. Rainey H. Knight
Board Chair: Dr. Allem McCutcheon

PERFORMANCE

Comprehensive detail, including definitions of ratings, performance criteria, and explanations of status, is available on www.ed.sc.gov and www.eoc.sc.gov as well as school and school district websites. Printed versions are available from school districts upon request.

YEAR	ABSOLUTE RATING	GROWTH RATING	PALMETTO GOLD/SILVER AWARD	AYP STATUS	NCLB IMPROVEMENT STATUS
2008	Good	Below Average	TBD	Met	N/A
2007	Good	Average	N/A	Met	N/A
2006	Good	Below Average	Silver	Not Met	N/A

ABSOLUTE RATINGS OF ELEMENTARY SCHOOLS WITH STUDENTS LIKE OURS*

EXCELLENT	GOOD	AVERAGE	BELOW AVERAGE	AT-RISK
4	26	39	0	0

** Ratings are calculated with data available by 02/17/2009. Schools with Students like Ours are Elementary Schools with poverty indices of no more than 5% above or below the index for this school.*

PACT PERFORMANCE

Our School | Elementary Schools with Students Like Ours | Elementary schools statewide

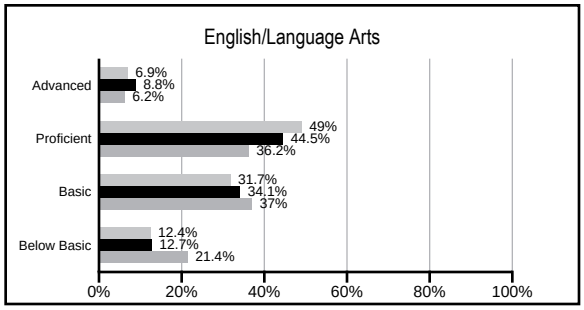

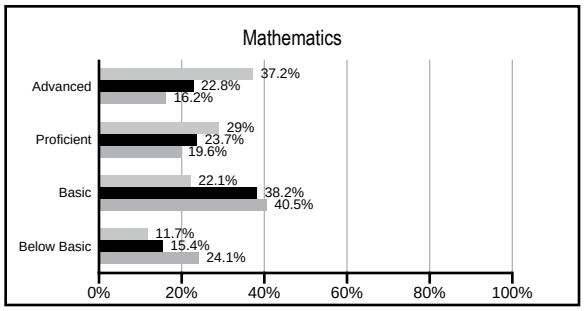

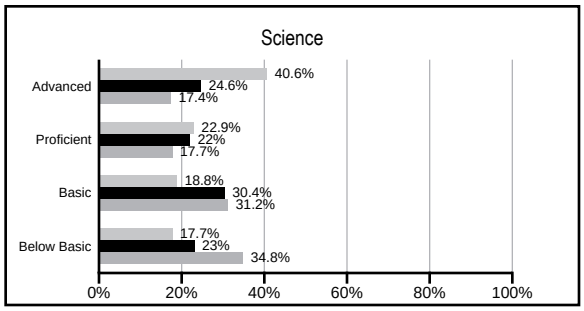

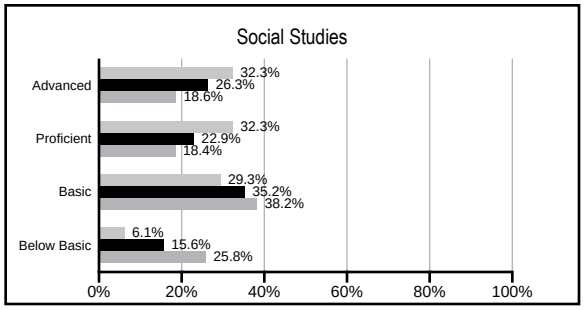

NAEP PERFORMANCE*

** Performance reported for SC and nation, data not available at school level. Percentages at NAEP Achievement Levels.*







SC PERFORMANCE GOAL

2010 Goal:
By 2010, SC's student achievement will be ranked in the top half of the states nationally. To achieve this goal, we must become one of the fastest improving systems in the country.

2020 Goal: TBD

Abbreviations Key
N/A Not Applicable **N/AV** Not Available **N/C** Not Collected **N/R** Not Reported **I/S** Insufficient Sample **TBD** To be determined
NI Newly Identified **CSI** Continuing School Improvement **CA** Corrective Action **RP** Plan to Restructure **R** Restructure **DELAY** School Improvement Status **HOLD** School Improvement Status

Carolina Elementary [Darlington]

SCHOOL PROFILE

	Our School	Change from Last Year	Elementary Schools with Students Like Ours	Median Elementary School
Students (n=248)				
Retention rate	1.6%	Down from 2.4%	1.7%	2.3%
Attendance rate	97.1%	Down from 97.4%	96.6%	96.3%
Eligible for gifted and talented	21.8%	Down from 23.2%	18.0%	10.4%
With disabilities other than speech	11.3%	Down from 13.3%	6.4%	7.5%
Out-of-school suspensions or expulsions for violent &/or criminal offenses	0.0%	No Change	0.0%	0.0%
Teachers (n=16)				
Teachers with advanced degrees	68.8%	Up from 55.6%	60.7%	56.7%
Continuing contract teachers	87.5%	Up from 77.8%	79.6%	77.3%
Teachers with emergency or provisional certificates	0.0%	Down from 6.7%	0.0%	0.0%
Teachers returning from previous year	74.0%	Down from 74.5%	87.8%	86.4%
Teacher attendance rate	99.2%	Up from 95.4%	95.1%	94.9%
Average teacher salary	$47,968	Up 4.9%	$46,441	$45,345
Classes not taught by highly qualified teachers	0.0%	No Change	0.0%	0.0%
School				
Principal's years at school	10.0	Up from 9.0	3.0	4.0
Student-teacher ratio in core subjects	23.4 to 1	No Change	19.8 to 1	18.5 to 1
Prime instructional time	93.7%	Up from 89.8%	90.3%	89.8%
Opportunities in the arts	Good	No Change	Good	Good
SACS accreditation	Yes	No Change	Yes	Yes
Character development program	Excellent	No Change	Excellent	Excellent
Dollars spent per pupil*	$7,473	Up 13.0%	$6,441	$7,052
Percent of expenditures for instruction*	58.9%	Down from 62.9%	70.3%	69.1%
Percent of expenditures for teacher salaries*	57.9%	Down from 61.2%	66.9%	64.2%
% of AYP objectives met	100.0%		90.5%	85.7%

* Prior year audited financial data available.

EVALUATION RESULTS

	Teachers	Students*	Parents*
Number of surveys returned	20	46	32
Percent satisfied with learning environment	100.0%	100.0%	93.8%
Percent satisfied with social and physical environment	100.0%	100.0%	96.8%
Percent satisfied with school-home relations	94.7%	100.0%	93.5%

*Only students at the highest elementary school grade level at this school and their parents were included.

REPORT OF PRINCIPAL AND SCHOOL IMPROVEMENT COUNCIL

Carolina Elementary – A community of learners dedicated to student achievement. This is our motto where all students are respectful, responsible, and ready to learn. This year the staff received year-long training in technology in preparation for Promethean Boards, LCD projectors, and document cameras in our classrooms. Each teacher also received a laptop to be used with this equipment. Teachers will continue to receive training in implementing technology in the classroom during the summer and upcoming year.

Carolina Elementary received the Five Star award from Darlington County School District for having a warm and friendly school environment.

We believe that being responsible includes helping others in our community and the world. We helped others by participating in various Service Learning Projects this year. We collected pet items for the Humane Society in September, collected school supplies for shoe boxes in November, collected coins for Pennies for Leukemia in November, collected canned food for local charities in December, raised over $800 for Relay for Life in April, and provided stuffed animals for children who go to the emergency room at our local hospital. Our first graders visited our local assisted living facility for our senior citizens. They read and sang songs to the residents.

In May, for the second year our fifth grade students participated in the Barrier Island Environmental Program at Camp St. Christopher on John's Island on the coast of South Carolina. Our ALERT classes visited Atlanta, Georgia; Williamsburg, Virginia; and Charleston, South Carolina as part of their Social Studies curriculum.

We are very proud that at our Fifth Grade Graduation, five students were recognized for making all A's all five years while in elementary school. Thirteen students achieved an A average for the year, eleven students made all A's for the last nine weeks, and twenty two made the AB honor roll for the last nine weeks. We continue to strive for excellence in academics, attitude, and service at Carolina Elementary School.

Donna R. Barrett , Principal
Nique Knockemus, School Improvement Chairman

Comprehensive detail, including definitions of rating, performance criteria, and explanations of status, is available on www.ed.sc.gov and www.eoc.sc.gov as well as school and school district websites.

Printed versions are available from school districts upon request.

Abbreviations Key

N/A Not Applicable **N/AV** Not Available **N/C** Not Collected **N/R** Not Reported **I/S** Insufficient Sample **TBD** To be determined
NI Newly Identified **CSI** Continuing School Improvement **CA** Corrective Action **RP** Plan to Restructure **R** Restructure **DELAY** School Improvement Status **HOLD** School Improvement Status