



SC Annual School Report Card Summary

Brockington Elementary Magnet School for Science and Technology
Darlington
Grades: 3-5 Enrollment: 465
Principal: Allison M. Baker
Superintendent: Dr. Rainey H. Knight
Board Chair: Dr. Allem McCutcheon

PERFORMANCE

Comprehensive detail, including definitions of ratings, performance criteria, and explanations of status, is available on www.ed.sc.gov and www.eoc.sc.gov as well as school and school district websites. Printed versions are available from school districts upon request.

YEAR	ABSOLUTE RATING	GROWTH RATING	PALMETTO GOLD/SILVER AWARD	AYP STATUS	NCLB IMPROVEMENT STATUS
2008	Average	Below Average	TBD	Not Met	CSI
2007	Average	Below Average	N/A	Not Met	NI-HOLD
2006	Average	At-Risk	N/A	Not Met	NI

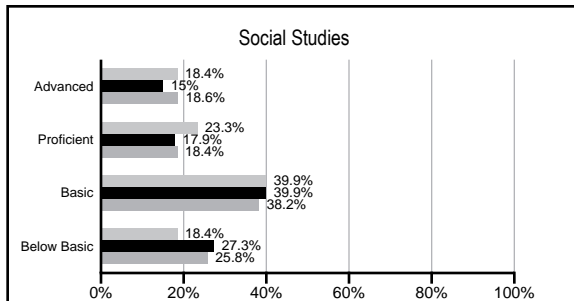
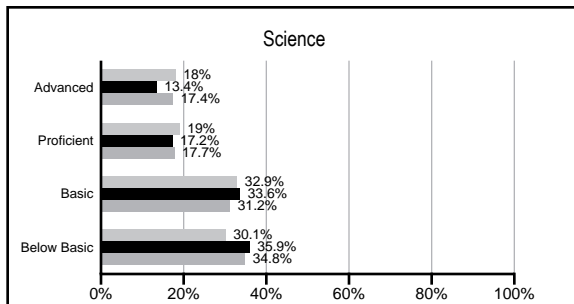
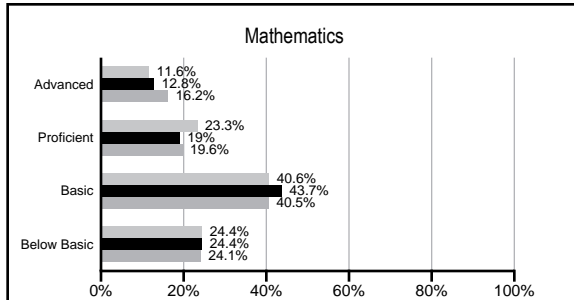
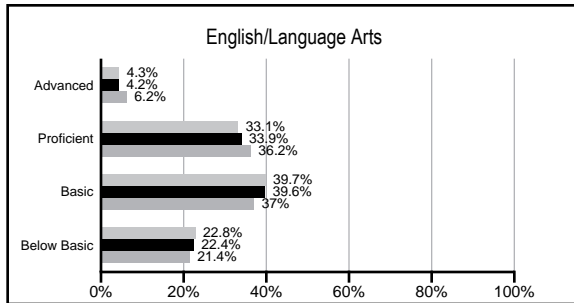
ABSOLUTE RATINGS OF ELEMENTARY SCHOOLS WITH STUDENTS LIKE OURS*

EXCELLENT	GOOD	AVERAGE	BELOW AVERAGE	AT-RISK
0	4	43	42	1

* Ratings are calculated with data available by 02/17/2009. Schools with Students like Ours are Elementary Schools with poverty indices of no more than 5% above or below the index for this school.

PACT PERFORMANCE

Our School
 Elementary Schools with Students Like Ours
 Elementary schools statewide



NAEP PERFORMANCE*

* Performance reported for SC and nation, data not available at school level. Percentages at NAEP Achievement Levels.



SC PERFORMANCE GOAL

2010 Goal:

By 2010, SC's student achievement will be ranked in the top half of the states nationally. To achieve this goal, we must become one of the fastest improving systems in the country.

2020 Goal: TBD

Abbreviations Key

N/A Not Applicable N/AV Not Available N/C Not Collected N/R Not Reported I/S Insufficient Sample TBD To be determined
 NI Newly Identified CSI Continuing School Improvement CA Corrective Action RP Plan to Restructure R Restructure DELAY School Improvement Status HOLD School Improvement Status

Brockington Elementary Magnet School for Science and Technology

SCHOOL PROFILE

	Our School	Change from Last Year	Elementary Schools with Students Like Ours	Median Elementary School
Students (n=465)				
Retention rate	0.9%	Down from 1.3%	2.9%	2.3%
Attendance rate	96.8%	Down from 97.0%	96.1%	96.3%
Eligible for gifted and talented	6.3%	Up from 6.2%	8.9%	10.4%
With disabilities other than speech	10.2%	Down from 11.3%	9.1%	7.5%
Out-of-school suspensions or expulsions for violent &/or criminal offenses	0.0%	No Change	0.0%	0.0%
Teachers (n=27)				
Teachers with advanced degrees	48.1%	Up from 42.9%	55.2%	56.7%
Continuing contract teachers	81.5%	Up from 71.4%	78.5%	77.3%
Teachers with emergency or provisional certificates	0.0%	No Change	0.0%	0.0%
Teachers returning from previous year	71.0%	Down from 71.8%	86.6%	86.4%
Teacher attendance rate	94.6%	Down from 95.9%	94.7%	94.9%
Average teacher salary	\$42,110	Up 6.1%	\$45,088	\$45,345
Classes not taught by highly qualified teachers	0.0%	No Change	0.0%	0.0%
School				
Principal's years at school	5.0	Up from 4.0	4.0	4.0
Student-teacher ratio in core subjects	20.7 to 1	Down from 23.1 to 1	18.4 to 1	18.5 to 1
Prime instructional time	89.1%	Down from 91.0%	89.0%	89.8%
Opportunities in the arts	Good	No Change	Good	Good
SACS accreditation	Yes	No Change	Yes	Yes
Character development program	Good	No Change	Excellent	Excellent
Dollars spent per pupil*	\$5,409	Up 2.3%	\$7,250	\$7,052
Percent of expenditures for instruction*	68.2%	Up from 67.8%	68.4%	69.1%
Percent of expenditures for teacher salaries*	64.3%	Down from 64.9%	63.1%	64.2%
% of AYP objectives met	81.0%		81.0%	85.7%

* Prior year audited financial data available.

EVALUATION RESULTS

	Teachers	Students*	Parents*
Number of surveys returned	27	139	82
Percent satisfied with learning environment	92.6%	82.4%	86.4%
Percent satisfied with social and physical environment	92.6%	77.9%	89.0%
Percent satisfied with school-home relations	85.2%	83.7%	85.2%

*Only students at the highest elementary school grade level at this school and their parents were included.

REPORT OF PRINCIPAL AND SCHOOL IMPROVEMENT COUNCIL

Brockington Elementary Magnet School for Science and Technology changed its structure during the 2007-2008 school year. Although the school has enjoyed Magnet status for the past seven years, the group designated as "magnet" was the first to qualify by meeting specific scholastic criteria. The new paradigm for the Magnet program followed the "school-within-a-school" model, and affected two classes per third, fourth, and fifth grade. The Magnet faculty participated in professional development provided by LabLearner, and collaborated to offer laboratory-based science instruction on a daily basis. The first year encompassing the new model was a success as evidenced by a vigorous spring application process for the upcoming year.

Brockington's character education plan, EAGLE EYES – We Know Character When We See It, continued to positively affect the Title I site. Students set behavior goals, and participated in authentic character education instruction. To celebrate the school's commitment to positive character traits and good behavior, the students received monthly incentives and year-end trips as rewards. The school community was very supportive of these efforts, and parent volunteers were an active part of the EAGLE EYES Program.

Other events celebrated by the school community included: the annual Thanksgiving Dinner; the PACT Pep Rally, Mr. and Ms. Brockington Sweetheart, the fifth grade Valentine's Dance, the Science Fair; a visit from "the Harmonica Man"; three book fairs; career day; the Beta Club induction; Mathletes; and several parenting events. Collaboration among the stakeholders of Brockington Elementary positively affected the school's community and facilitated relationships to ensure student success.

Academically, MAP (Measures of Academic Progress) and other formative assessments helped teachers monitor student performance on a continuous, ongoing basis. Assessment walls helped students track their own progress, and assisted teachers with addressing trends of performance. Efforts aimed at raising RIT scores, and subsequently PACT scores, were initiated. At the third grade level, students utilized Successmaker software on a daily basis. Teachers utilized the school-wide model of goal setting and progress monitoring with Successmaker. At the fourth and fifth grade levels, small group, RIT-Band instruction was used to target specific reading strands. The impact of these measures was tracked and assessed throughout the school year.

Principal: Allison M Baker

SIC Chairman:

Renee Perritt

Comprehensive detail, including definitions of rating, performance criteria, and explanations of status, is available on www.ed.sc.gov and www.eoc.sc.gov as well as school and school district websites.

Printed versions are available from school districts upon request.

Abbreviations Key

N/A Not Applicable N/AV Not Available N/C Not Collected N/R Not Reported I/S Insufficient Sample TBD To be determined

NI Newly Identified CSI Continuing School Improvement CA Corrective Action RP Plan to Restructure R Restructure DELAY School Improvement Status HOLD School Improvement Status