



SC Annual School Report Card Summary

Hendersonville Elementary
Colleton

Grades: PK-5

Enrollment: 483

Principal: Jessica Williams

Superintendent: Charles W. Gale Jr.

Board Chair: P. A. Pournelle

PERFORMANCE

Comprehensive detail, including definitions of ratings, performance criteria, and explanations of status, is available on www.ed.sc.gov and www.eoc.sc.gov as well as school and school district websites. Printed versions are available from school districts upon request.

YEAR	ABSOLUTE RATING	GROWTH RATING	PALMETTO GOLD/SILVER AWARD	AYP STATUS	NCLB IMPROVEMENT STATUS
2008	At-Risk	Good	TBD	Not Met	CSI
2007	At-Risk	Below Average	N/A	Not Met	NI
2006	At-Risk	At-Risk	N/A	Not Met	N/A

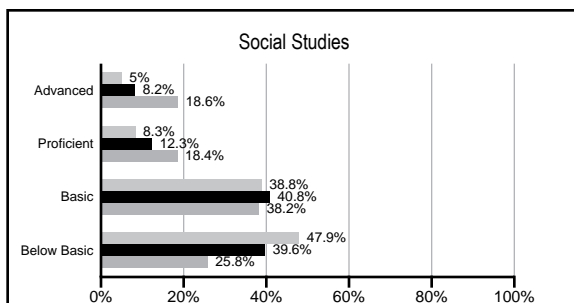
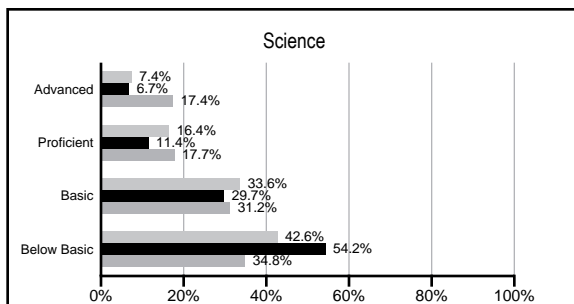
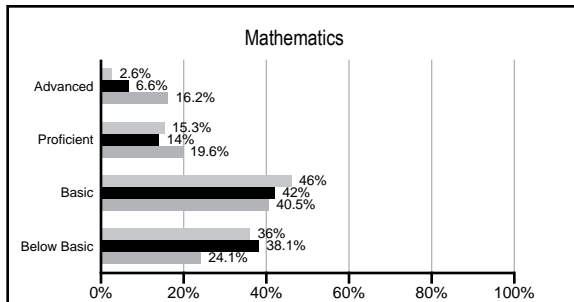
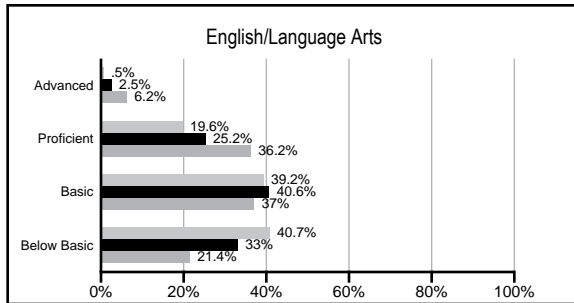
ABSOLUTE RATINGS OF ELEMENTARY SCHOOLS WITH STUDENTS LIKE OURS*

EXCELLENT	GOOD	AVERAGE	BELOW AVERAGE	AT-RISK
0	4	7	54	60

* Ratings are calculated with data available by 02/17/2009. Schools with Students like Ours are Elementary Schools with poverty indices of no more than 5% above or below the index for this school.


PACT PERFORMANCE

Our School
 Elementary Schools with Students Like Ours
 Elementary schools statewide



NAEP PERFORMANCE*

* Performance reported for SC and nation, data not available at school level. Percentages at NAEP Achievement Levels.



SC PERFORMANCE GOAL

2010 Goal:

By 2010, SC's student achievement will be ranked in the top half of the states nationally. To achieve this goal, we must become one of the fastest improving systems in the country.

2020 Goal: TBD

Abbreviations Key

N/A Not Applicable N/AV Not Available N/C Not Collected N/R Not Reported I/S Insufficient Sample TBD To be determined

NI Newly Identified CSI Continuing School Improvement CA Corrective Action RP Plan to Restructure R Restructure DELAY School Improvement Status HOLD School Improvement Status

Hendersonville Elementary [Colleton]

SCHOOL PROFILE

	Our School	Change from Last Year	Elementary Schools with Students Like Ours	Median Elementary School
Students (n=483)				
Retention rate	7.9%	Up from 3.6%	3.1%	2.3%
Attendance rate	94.6%	Down from 95.1%	96.0%	96.3%
Eligible for gifted and talented	4.2%	Up from 2.2%	2.9%	10.4%
With disabilities other than speech	8.4%	Down from 8.9%	7.7%	7.5%
Out-of-school suspensions or expulsions for violent &/or criminal offenses	0.0%	No Change	0.0%	0.0%
Teachers (n=32)				
Teachers with advanced degrees	28.1%	Down from 32.3%	53.8%	56.7%
Continuing contract teachers	65.6%	Up from 58.1%	69.0%	77.3%
Teachers with emergency or provisional certificates	4.2%	Down from 9.5%	0.0%	0.0%
Teachers returning from previous year	73.9%	Down from 74.9%	82.7%	86.4%
Teacher attendance rate	96.6%	Up from 91.2%	95.0%	94.9%
Average teacher salary	\$41,056	Up 4.2%	\$43,838	\$45,345
Classes not taught by highly qualified teachers	3.5%	Down from 3.6%	1.2%	0.0%
School				
Principal's years at school	1.0	Down from 2.0	3.0	4.0
Student-teacher ratio in core subjects	20.7 to 1	Down from 21.8 to 1	16.5 to 1	18.5 to 1
Prime instructional time	88.7%	Up from 81.9%	89.3%	89.8%
Opportunities in the arts	Good	No Change	Good	Good
SACS accreditation	No	No Change	Yes	Yes
Character development program	Good	Up from Average	Excellent	Excellent
Dollars spent per pupil*	\$5,606	Up 14.2%	\$8,189	\$7,052
Percent of expenditures for instruction*	68.5%	Up from 66.4%	68.5%	69.1%
Percent of expenditures for teacher salaries*	61.0%	Up from 48.6%	60.8%	64.2%
% of AYP objectives met	64.7%		69.2%	85.7%

* Prior year audited financial data available.

EVALUATION RESULTS

	Teachers	Students*	Parents*
Number of surveys returned	23	64	36
Percent satisfied with learning environment	95.5%	82.5%	69.4%
Percent satisfied with social and physical environment	95.7%	79.4%	69.4%
Percent satisfied with school-home relations	60.9%	78.1%	80.6%

*Only students at the highest elementary school grade level at this school and their parents were included.

REPORT OF PRINCIPAL AND SCHOOL IMPROVEMENT COUNCIL

Hendersonville Elementary School, located in the southern portion of Colleton County, serves approximately 490 students in pre-kindergarten through fifth grade. Students come from a mainly rural setting with 73% African American students and 27% Caucasian students.

This year our focus was on continuing our vision: "Every day, every student will experience success with grade level materials in a safe and supportive environment." This continued focus was under the new principal leadership of Mrs. Jessica F. Williams along with the faculty, staff, parents and community members of Hendersonville.

This year, our school's academic achievement focus was driven by PACT and MAP data analysis. Students received small group differentiated instruction provided by classroom teachers and interventionists on a daily basis. Students in grades 3-5 also received instruction in single gender self-contained classes, which promoted instruction based on student learning styles and enhanced the social environment that promoted academic excellence. We have also increased the use of technology in the classroom through the installation of SMART Boards throughout the building.

This year with the help of our Curriculum Coaches and Facilitators, we were able to give effective feedback to our teachers and students with the use of progress monitoring and increased staff development through Bee Team meetings, (weekly grade level team meetings) which focused on data analysis, curriculum and differentiated instruction in heterogeneously grouped classrooms.

This year, we added (PBIS) Positive Behavior Intervention Systems to our already existing school wide character education/positive student expectation system, Be SHARP (Safe, High Achieving, Attentive, Responsible, and Polite). The faculty and staff were encouraged to participate and attended workshops that enhanced the culture, and promoted positive behavior as well as academic excellence. Under the direction of the Assistant Principal, Sharon Simmons, the school has continued to address the unique talents of our students with leadership abilities through the Jr. Leadership Program and the Student Council.

We are confident that we have made the gains not only in academic excellence, but also in stimulating the social and emotional growth of our youth. We expect that the students of Hendersonville Elementary will meet and exceed this year's projected goals.

Jessica F. Williams, Principal
Pastor Joseph Williams, SIC Chairperson

Comprehensive detail, including definitions of rating, performance criteria, and explanations of status, is available on www.ed.sc.gov and www.eoc.sc.gov as well as school and school district websites.

Printed versions are available from school districts upon request.

Abbreviations Key

N/A Not Applicable N/AV Not Available N/C Not Collected N/R Not Reported I/S Insufficient Sample TBD To be determined
NI Newly Identified CSI Continuing School Improvement CA Corrective Action RP Plan to Restructure R Restructure DELAY School Improvement Status HOLD School Improvement Status