



SC Annual School Report Card Summary

Northside Elementary
Colleton

Grades: PK-5

Enrollment: 797

Principal: Barbara Steele

Superintendent: Charles W. Gale Jr.

Board Chair: P. A. Pournelle

PERFORMANCE

Comprehensive detail, including definitions of ratings, performance criteria, and explanations of status, is available on www.ed.sc.gov and www.eoc.sc.gov as well as school and school district websites. Printed versions are available from school districts upon request.

YEAR	ABSOLUTE RATING	GROWTH RATING	PALMETTO GOLD/SILVER AWARD	AYP STATUS	NCLB IMPROVEMENT STATUS
2008	Average	Good	TBD	Not Met	RP
2007	Average	Excellent	Silver	Met	CA-DELAY
2006	Below Average	Good	N/A	Not Met	CA

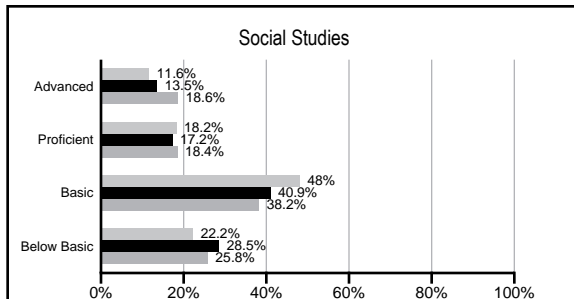
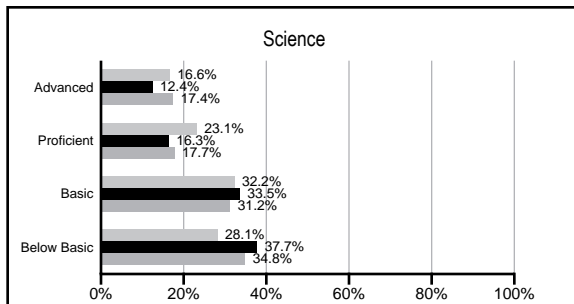
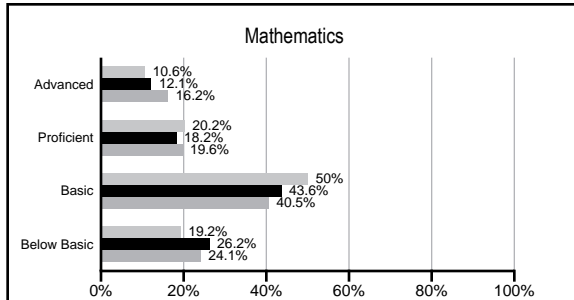
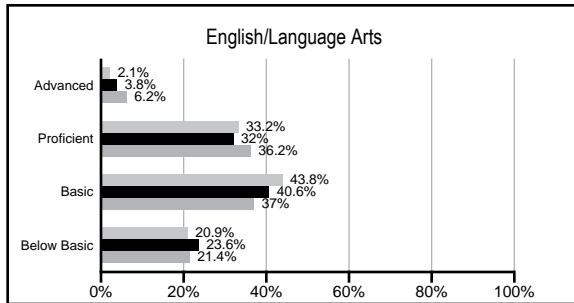
ABSOLUTE RATINGS OF ELEMENTARY SCHOOLS WITH STUDENTS LIKE OURS*

EXCELLENT	GOOD	AVERAGE	BELOW AVERAGE	AT-RISK
0	2	34	49	2

* Ratings are calculated with data available by 02/17/2009. Schools with Students like Ours are Elementary Schools with poverty indices of no more than 5% above or below the index for this school.

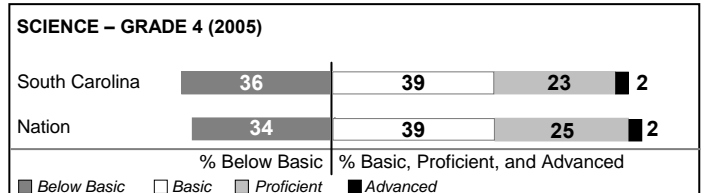
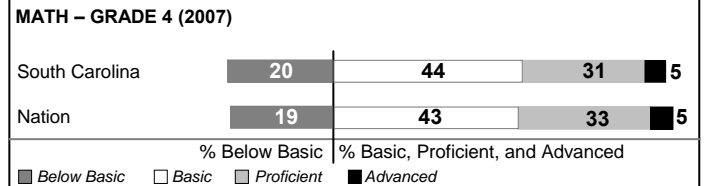
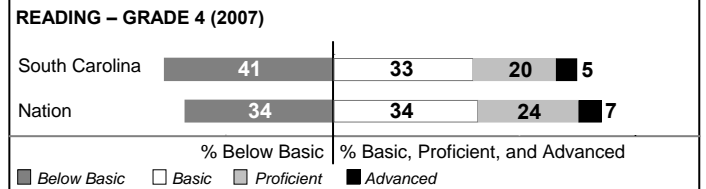
PACT PERFORMANCE

Our School Elementary Schools with Students Like Ours Elementary schools statewide



NAEP PERFORMANCE*

* Performance reported for SC and nation, data not available at school level. Percentages at NAEP Achievement Levels.



SC PERFORMANCE GOAL

2010 Goal:

By 2010, SC's student achievement will be ranked in the top half of the states nationally. To achieve this goal, we must become one of the fastest improving systems in the country.

2020 Goal: TBD

Abbreviations Key

N/A Not Applicable N/AV Not Available N/C Not Collected N/R Not Reported I/S Insufficient Sample TBD To be determined
NI Newly Identified CSI Continuing School Improvement CA Corrective Action RP Plan to Restructure R Restructure DELAY School Improvement Status HOLD School Improvement Status

Northside Elementary [Colleton]

SCHOOL PROFILE

	Our School	Change from Last Year	Elementary Schools with Students Like Ours	Median Elementary School
Students (n=797)				
Retention rate	7.6%	Up from 5.5%	2.8%	2.3%
Attendance rate	95.0%	Up from 94.7%	96.0%	96.3%
Eligible for gifted and talented	7.9%	Down from 9.2%	6.5%	10.4%
With disabilities other than speech	5.7%	Up from 3.6%	9.0%	7.5%
Out-of-school suspensions or expulsions for violent &/or criminal offenses	0.0%	No Change	0.0%	0.0%
Teachers (n=37)				
Teachers with advanced degrees	54.1%	Down from 67.5%	54.3%	56.7%
Continuing contract teachers	75.7%	Down from 87.5%	74.3%	77.3%
Teachers with emergency or provisional certificates	3.3%	Up from 0.0%	0.0%	0.0%
Teachers returning from previous year	80.5%	Down from 87.0%	85.6%	86.4%
Teacher attendance rate	95.2%	Up from 92.7%	94.9%	94.9%
Average teacher salary	\$44,395	Down 0%	\$44,371	\$45,345
Classes not taught by highly qualified teachers	6.3%	Up from 4.2%	0.0%	0.0%
School				
Principal's years at school	4.0	Up from 3.0	3.0	4.0
Student-teacher ratio in core subjects	20.4 to 1	Down from 21.0 to 1	17.9 to 1	18.5 to 1
Prime instructional time	87.5%	Up from 82.2%	89.0%	89.8%
Opportunities in the arts	Good	No Change	Good	Good
SACS accreditation	No	No Change	Yes	Yes
Character development program	Good	Up from Average	Excellent	Excellent
Dollars spent per pupil*	\$4,192	Up 11.1%	\$7,521	\$7,052
Percent of expenditures for instruction*	71.4%	Down from 72.4%	69.1%	69.1%
Percent of expenditures for teacher salaries*	65.1%	Up from 54.9%	63.8%	64.2%
% of AYP objectives met	94.1%		76.9%	85.7%

* Prior year audited financial data available.

EVALUATION RESULTS

	Teachers	Students*	Parents*
Number of surveys returned	44	91	41
Percent satisfied with learning environment	100.0%	87.6%	85.4%
Percent satisfied with social and physical environment	100.0%	79.5%	90.0%
Percent satisfied with school-home relations	93.2%	77.5%	75.6%

*Only students at the highest elementary school grade level at this school and their parents were included.

REPORT OF PRINCIPAL AND SCHOOL IMPROVEMENT COUNCIL

The teachers and support staff of Northside Elementary are committed to working together with our school community to develop responsible, caring, life-long learners. Our goal remains to provide the best education possible for all of our students. During this school year there were many accomplishments and we received several awards.

Following the award of the Palmetto Silver Award in 2007, we received the Palmetto Gold Award in 2008. We are particularly proud of this, as well as being named an Exemplary Writing School. Our PTA raised funds to support our educational incentives, provided for a kindergarten celebration and 5th grade graduation, as well as seeing that teachers had needed classroom supplies and materials.

We made tremendous strides in technology by placing SMART Boards in all of our 1st through 5th grade classrooms, directly engaging students in active learning. Our after school program served 3rd through 5th graders, providing remediation and reinforcement in skills and test taking strategies. Differentiated instruction was provided through small, flexible groups and provided intervention and instruction based on students MAP scores (Measure of Academic Progress). Four interventionists worked with our students in grades K-5; two in math and two in ELA. Our teachers had the added support of both a math and science coach who provided them with math and science kits which added much needed hands-on experiences for our students. Students also were able to participate in the development of our Carolina Courtyard and the use of our outdoor classroom. Our teachers and para- professionals participated in book studies throughout the year which greatly aided their professional knowledge in current research and best practices.

Student progress and success were celebrated through perfect attendance, honor roll and PACT recognition ceremonies. Students also were rewarded at the end of the year with prizes and parties for gains on their MAP scores and yearly perfect attendance. Students who scored proficient or advanced on PACT had their names placed on a plaque displayed in the office and also went on a special field trip. Our goal remains the same: motivate our students, provide them with superior instruction in an atmosphere of high expectations and to see each one reach his/her potential and achieve success.

Barbara Steele, principal
Monique Singleton, SIC chairperson

Comprehensive detail, including definitions of rating, performance criteria, and explanations of status, is available on www.ed.sc.gov and www.eoc.sc.gov as well as school and school district websites.

Printed versions are available from school districts upon request.

Abbreviations Key

N/A Not Applicable N/AV Not Available N/C Not Collected N/R Not Reported I/S Insufficient Sample TBD To be determined
NI Newly Identified CSI Continuing School Improvement CA Corrective Action RP Plan to Restructure R Restructure DELAY School Improvement Status HOLD School Improvement Status