



SC Annual School Report Card Summary

Cottageville Elementary
Colleton

Grades: PK-5

Enrollment: 343

Principal: Karl Naugle

Superintendent: Charles W. Gale Jr.

Board Chair: P. A. Pournelle

PERFORMANCE

Comprehensive detail, including definitions of ratings, performance criteria, and explanations of status, is available on www.ed.sc.gov and www.eoc.sc.gov as well as school and school district websites. Printed versions are available from school districts upon request.

YEAR	ABSOLUTE RATING	GROWTH RATING	PALMETTO GOLD/SILVER AWARD	AYP STATUS	NCLB IMPROVEMENT STATUS
2008	Below Average	At-Risk	TBD	Not Met	CSI
2007	Below Average	Good	N/A	Not Met	NI-HOLD
2006	Below Average	Average	N/A	Not Met	NI

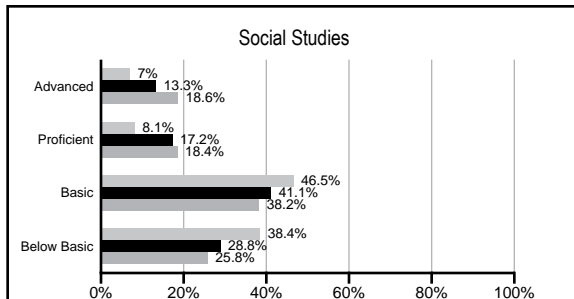
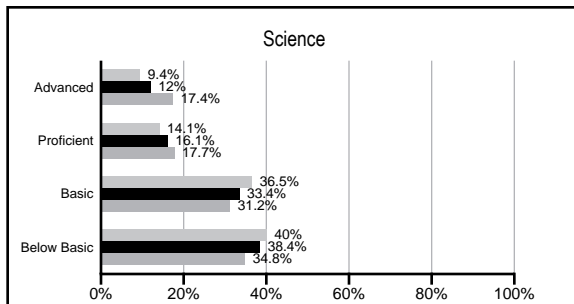
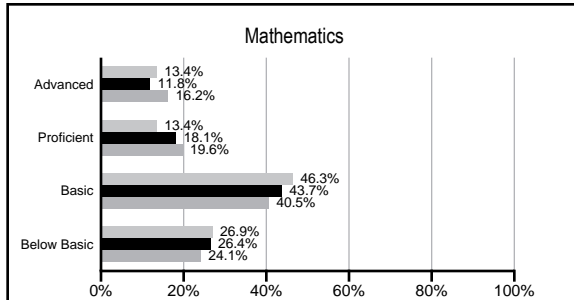
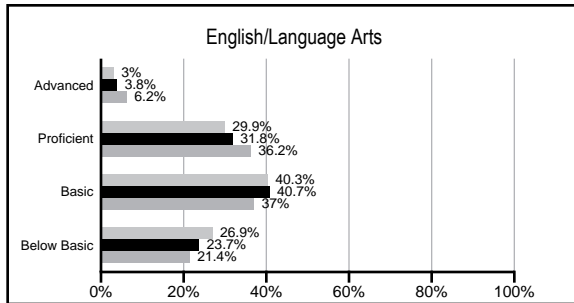
ABSOLUTE RATINGS OF ELEMENTARY SCHOOLS WITH STUDENTS LIKE OURS*

EXCELLENT	GOOD	AVERAGE	BELOW AVERAGE	AT-RISK
0	2	32	51	2

* Ratings are calculated with data available by 02/17/2009. Schools with Students like Ours are Elementary Schools with poverty indices of no more than 5% above or below the index for this school.

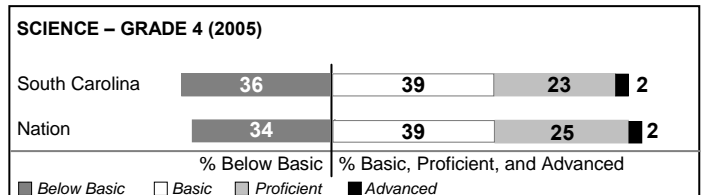

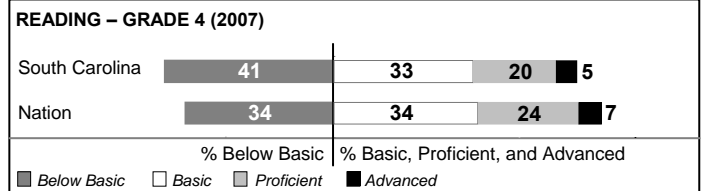
PACT PERFORMANCE

Our School Elementary Schools with Students Like Ours Elementary schools statewide



NAEP PERFORMANCE*

* Performance reported for SC and nation, data not available at school level. Percentages at NAEP Achievement Levels.



SC PERFORMANCE GOAL

2010 Goal:

By 2010, SC's student achievement will be ranked in the top half of the states nationally. To achieve this goal, we must become one of the fastest improving systems in the country.

2020 Goal: TBD

Abbreviations Key

N/A Not Applicable N/AV Not Available N/C Not Collected N/R Not Reported I/S Insufficient Sample TBD To be determined
NI Newly Identified CSI Continuing School Improvement CA Corrective Action RP Plan to Restructure R Restructure DELAY School Improvement Status HOLD School Improvement Status

Cottageville Elementary [Colleton]

SCHOOL PROFILE

	Our School	Change from Last Year	Elementary Schools with Students Like Ours	Median Elementary School
Students (n=343)				
Retention rate	5.5%	Up from 5.2%	3.0%	2.3%
Attendance rate	95.6%	Up from 94.4%	96.0%	96.3%
Eligible for gifted and talented	5.2%	Up from 3.4%	6.3%	10.4%
With disabilities other than speech	7.9%	Up from 3.7%	8.6%	7.5%
Out-of-school suspensions or expulsions for violent &/or criminal offenses	0.0%	No Change	0.0%	0.0%
Teachers (n=23)				
Teachers with advanced degrees	39.1%	No Change	54.2%	56.7%
Continuing contract teachers	69.6%	Down from 82.6%	72.1%	77.3%
Teachers with emergency or provisional certificates	5.9%	Down from 9.5%	0.0%	0.0%
Teachers returning from previous year	85.2%	Down from 85.6%	85.1%	86.4%
Teacher attendance rate	95.0%	Up from 94.6%	94.9%	94.9%
Average teacher salary	\$41,339	Up 1.4%	\$44,236	\$45,345
Classes not taught by highly qualified teachers	5.2%	Up from 0.8%	0.0%	0.0%
School				
Principal's years at school	6.0	Up from 4.0	4.0	4.0
Student-teacher ratio in core subjects	16.6 to 1	Down from 17.7 to 1	17.6 to 1	18.5 to 1
Prime instructional time	87.7%	Up from 85.6%	88.9%	89.8%
Opportunities in the arts	Good	No Change	Good	Good
SACS accreditation	No	No Change	Yes	Yes
Character development program	Good	Up from Average	Excellent	Excellent
Dollars spent per pupil*	\$32,672	Up 546.1%	\$7,565	\$7,052
Percent of expenditures for instruction*	69.5%	Down from 69.6%	69.1%	69.1%
Percent of expenditures for teacher salaries*	61.7%	Up from 52.8%	62.7%	64.2%
% of AYP objectives met	88.2%		76.5%	85.7%

* Prior year audited financial data available.

EVALUATION RESULTS

	Teachers	Students*	Parents*
Number of surveys returned	19	39	22
Percent satisfied with learning environment	100.0%	76.9%	72.7%
Percent satisfied with social and physical environment	94.4%	81.6%	57.1%
Percent satisfied with school-home relations	84.2%	73.7%	68.2%

*Only students at the highest elementary school grade level at this school and their parents were included.

REPORT OF PRINCIPAL AND SCHOOL IMPROVEMENT COUNCIL

Cottageville Elementary School serves the community as a pre-Kindergarten through fifth grade school. The school's student body consists of a diverse group of Caucasian, African American, American Indian and Hispanic children. The Cottageville area is one of the fastest growing areas in the county. Our new school will open in August 2008. This should accommodate our needs for the coming years. It is filled with many new high tech features that will challenge all of our students.

The school has become a vital part of the community. The PTO, School Improvement Council, parent volunteers, town council and local churches have expended their energies to make Cottageville Elementary a warm and inviting place where students are challenged to reach their full potential.

The dedicated teachers have embraced the Cunningham's 4-Blocks Language Arts model, the 4-Frames Math program, Explicit Direct Instruction, and the High Scope Pre-Kindergarten program in order to improve the students' reading, math, and social skills. C.H.A.M.P.S. was used for the third year to promote and improve character traits and citizenship. A science coach entered his third year of implementing cognitive coaching and inquiry based teaching of science. Survival Saturday School was created to challenge all students to achieve their full potential. This high motivation program ran for eight Saturdays and bus transportation was provided to participating students.

All Honor Roll students were treated to an assembly and rewards each nine weeks. We continued the Citizen of the Day, Best Kids on the Block, and quarterly drawings for perfect attendance. Community donations of 18 bicycles were used in an end of the year drawing to promote perfect attendance.

Volunteers set up a parenting room and staffed it with a paid trainer. She visited homes in the community with children from birth to 4 years old bringing the parents tips on helping their children learn. She also left manipulatives or games at each home. She ran classes at school and had a large selection of materials the parents could check out to help their younger children prepare for school. Volunteers for the fourth year in a row donated more hours than any other school in the district. They ran the Fall Festival of Learning, a P.A.C.T. motivation assembly, Field Day, Relay for Life community service, Santa's Secret Gift Shop, and volunteered in classrooms. Volunteers provided duty free lunch for teachers each quarter to show appreciation.

Karl Naugle, Principal
Stephanie Mosley, School Improvement Chairperson

Comprehensive detail, including definitions of rating, performance criteria, and explanations of status, is available on www.ed.sc.gov and www.eoc.sc.gov as well as school and school district websites.

Printed versions are available from school districts upon request.

Abbreviations Key

N/A Not Applicable N/AV Not Available N/C Not Collected N/R Not Reported I/S Insufficient Sample TBD To be determined
NI Newly Identified CSI Continuing School Improvement CA Corrective Action RP Plan to Restructure R Restructure DELAY School Improvement Status HOLD School Improvement Status