



SC Annual School Report Card Summary

**Black Street Elementary
Colleton**

Grades: K-5

Enrollment: 439

Principal: Tracy McDonald

Superintendent: Charles W. Gale Jr.

Board Chair: P. A. Pournelle

PERFORMANCE

Comprehensive detail, including definitions of ratings, performance criteria, and explanations of status, is available on www.ed.sc.gov and www.eoc.sc.gov as well as school and school district websites. Printed versions are available from school districts upon request.

YEAR	ABSOLUTE RATING	GROWTH RATING	PALMETTO GOLD/SILVER AWARD	AYP STATUS	NCLB IMPROVEMENT STATUS
2008	At-Risk	At-Risk	TBD	Not Met	R
2007	At-Risk	Below Average	N/A	Not Met	RP
2006	At-Risk	At-Risk	N/A	Not Met	CA

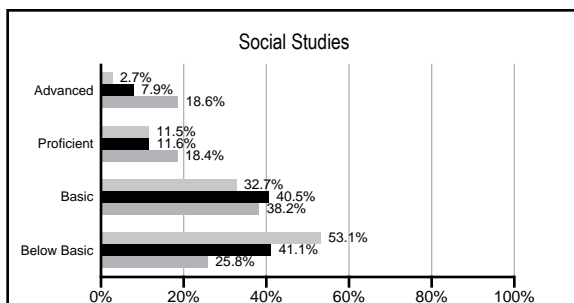
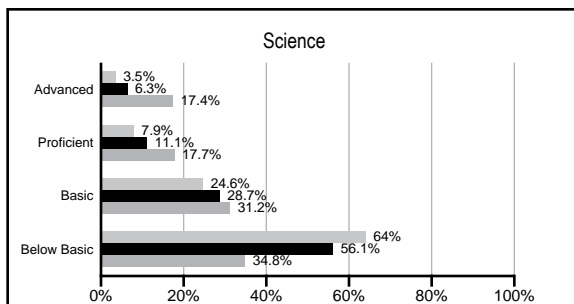
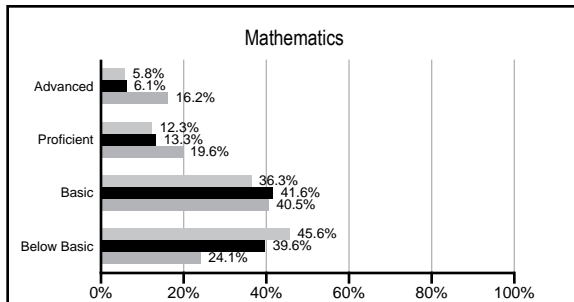
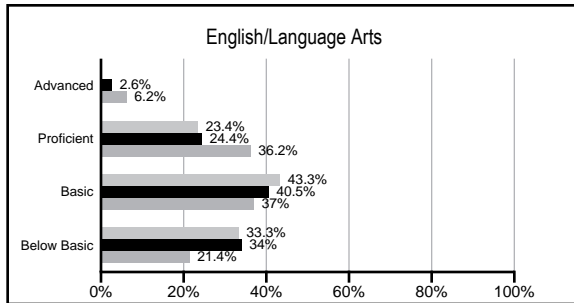
ABSOLUTE RATINGS OF ELEMENTARY SCHOOLS WITH STUDENTS LIKE OURS*

EXCELLENT	GOOD	AVERAGE	BELOW AVERAGE	AT-RISK
0	4	4	44	60

* Ratings are calculated with data available by 02/17/2009. Schools with Students like Ours are Elementary Schools with poverty indices of no more than 5% above or below the index for this school.

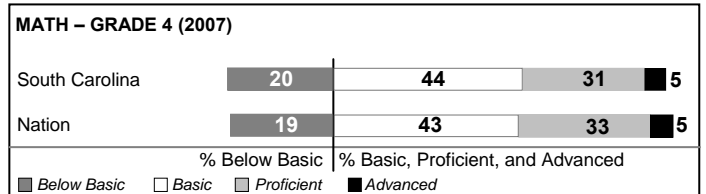
PACT PERFORMANCE

Our School
 Elementary Schools with Students Like Ours
 Elementary schools statewide



NAEP PERFORMANCE*

* Performance reported for SC and nation, data not available at school level. Percentages at NAEP Achievement Levels.



SC PERFORMANCE GOAL

2010 Goal:

By 2010, SC's student achievement will be ranked in the top half of the states nationally. To achieve this goal, we must become one of the fastest improving systems in the country.

2020 Goal: TBD

Abbreviations Key

N/A Not Applicable N/AV Not Available N/C Not Collected N/R Not Reported I/S Insufficient Sample TBD To be determined
 NI Newly Identified CSI Continuing School Improvement CA Corrective Action RP Plan to Restructure R Restructure DELAY School Improvement Status HOLD School Improvement Status

Black Street Elementary [Colleton]

SCHOOL PROFILE

	Our School	Change from Last Year	Elementary Schools with Students Like Ours	Median Elementary School
Students (n=439)				
Retention rate	7.4%	Down from 7.5%	3.1%	2.3%
Attendance rate	94.6%	No Change	96.0%	96.3%
Eligible for gifted and talented	1.0%	Down from 3.5%	2.8%	10.4%
With disabilities other than speech	15.5%	Up from 12.0%	7.8%	7.5%
Out-of-school suspensions or expulsions for violent &/or criminal offenses	0.0%	Down from 1.3%	0.0%	0.0%
Teachers (n=40)				
Teachers with advanced degrees	62.5%	Up from 59.5%	53.7%	56.7%
Continuing contract teachers	65.0%	Down from 83.8%	68.9%	77.3%
Teachers with emergency or provisional certificates	8.1%	Up from 3.0%	0.0%	0.0%
Teachers returning from previous year	86.3%	Up from 82.3%	82.7%	86.4%
Teacher attendance rate	94.3%	Up from 91.2%	95.0%	94.9%
Average teacher salary	\$45,603	Up 4.4%	\$43,799	\$45,345
Classes not taught by highly qualified teachers	0.0%	No Change	1.2%	0.0%
School				
Principal's years at school	7.0	Up from 6.0	3.0	4.0
Student-teacher ratio in core subjects	17.6 to 1	Down from 19.7 to 1	16.5 to 1	18.5 to 1
Prime instructional time	86.5%	Up from 82.5%	89.4%	89.8%
Opportunities in the arts	Fair	Down from Good	Good	Good
SACS accreditation	No	No Change	Yes	Yes
Character development program	Average	Up from Below Average	Excellent	Excellent
Dollars spent per pupil*	\$6,665	Up 10.8%	\$8,206	\$7,052
Percent of expenditures for instruction*	70.7%	Down from 73.6%	68.5%	69.1%
Percent of expenditures for teacher salaries*	64.8%	Up from 54.5%	60.7%	64.2%
% of AYP objectives met	77.8%		69.2%	85.7%

* Prior year audited financial data available.

EVALUATION RESULTS

	Teachers	Students*	Parents*
Number of surveys returned	27	58	26
Percent satisfied with learning environment	70.4%	84.5%	76.9%
Percent satisfied with social and physical environment	73.1%	74.1%	64.0%
Percent satisfied with school-home relations	53.8%	75.9%	66.7%

*Only students at the highest elementary school grade level at this school and their parents were included.

REPORT OF PRINCIPAL AND SCHOOL IMPROVEMENT COUNCIL

Black Street Elementary School completed another successful year in working toward providing an exemplary education for all students. It is the goal of our school to meet the needs of each child who is enrolled at Black Street and to provide many opportunities for that child to experience success. Teachers continued professional development in an effort to stay current in best practice and improve instructional strategies in the classroom. Ten white boards were purchased for instruction. With ATA and Title I funding, each 3rd, 4th, and 5th grade class and one Special needs class received an interactive white board. Small group instruction, math remediation, after-school program and schedules allowed teachers to meet in small groups twice weekly to investigate best practices and analyze data. Single-gender classes were implemented in fifth grade this year.

Reading First was implemented in grades K-3 and our special education classes this year. It provided kindergarten through third grade and special education teachers with theory and instructional strategies proven to be effective by scientifically-based research. Dominic was administered to each kindergarten through fifth grade and special education to pinpoint strengths and weaknesses in comprehension. We will continue with year two of Reading First in the fall of 2008.

Our SIC met on a regular basis and worked toward engaging parents as partners in the education of their children and in helping to move the school forward.

We are extremely proud of our service-learning project and Relay for Life. Through these projects; the school donated a combined total of over \$4500.00 to the Senior Center and American Cancer Society.

Black Street Elementary continues to make positive strides in meeting the needs of all its students. We are committed to providing an opportunity for the total child to develop as a productive, competent member of society through challenging learning opportunities.

Plans for the 2008-2009 school year include implementing strategies that continue to engage students for successful futures.

Daniel D. Green, Principal
Catherine Chisolm, SIC Chairperson

Comprehensive detail, including definitions of rating, performance criteria, and explanations of status, is available on www.ed.sc.gov and www.eoc.sc.gov as well as school and school district websites.

Printed versions are available from school districts upon request.

Abbreviations Key

N/A Not Applicable N/AV Not Available N/C Not Collected N/R Not Reported I/S Insufficient Sample TBD To be determined

NI Newly Identified CSI Continuing School Improvement CA Corrective Action RP Plan to Restructure R Restructure DELAY School Improvement Status HOLD School Improvement Status