



SC Annual School Report Card Summary

Walker-Gamble Elementary
 Clarendon 3
 Grades: PK-5 Enrollment: 642
 Principal: Sheila C. Floyd
 Superintendent: Mrs. Connie Dennis
 Board Chair: Dr. George Green

PERFORMANCE

Comprehensive detail, including definitions of ratings, performance criteria, and explanations of status, is available on www.ed.sc.gov and www.eoc.sc.gov as well as school and school district websites. Printed versions are available from school districts upon request.

YEAR	ABSOLUTE RATING	GROWTH RATING	PALMETTO GOLD/SILVER AWARD	AYP STATUS	NCLB IMPROVEMENT STATUS
2008	Average	At-Risk	TBD	Not Met	NI
2007	Average	Average	N/A	Not Met	N/A
2006	Average	At-Risk	N/A	Met	N/A

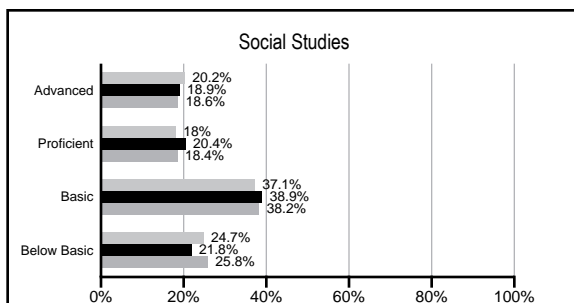
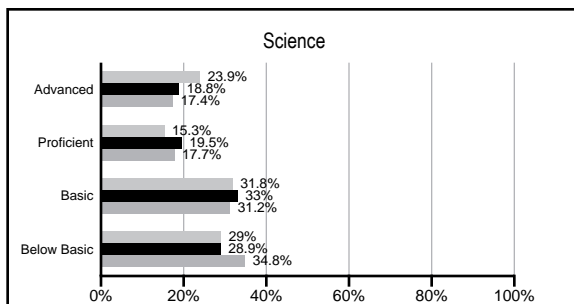
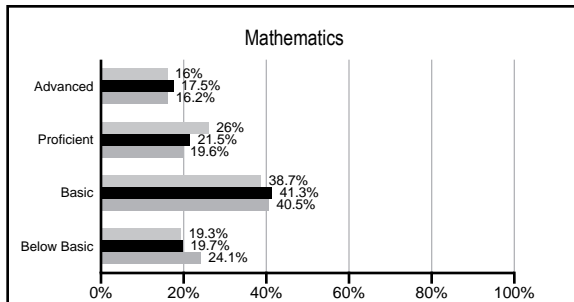
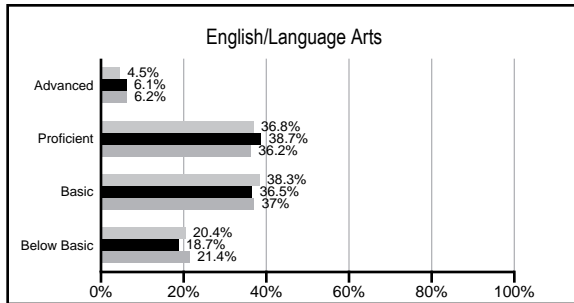
ABSOLUTE RATINGS OF ELEMENTARY SCHOOLS WITH STUDENTS LIKE OURS*

EXCELLENT	GOOD	AVERAGE	BELOW AVERAGE	AT-RISK
0	13	63	11	1

* Ratings are calculated with data available by 02/17/2009. Schools with Students like Ours are Elementary Schools with poverty indices of no more than 5% above or below the index for this school.


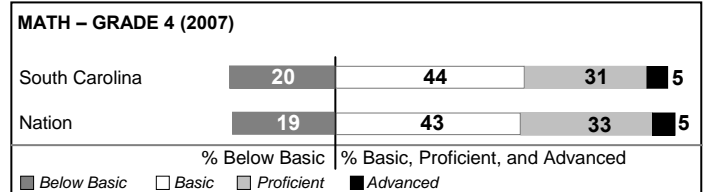
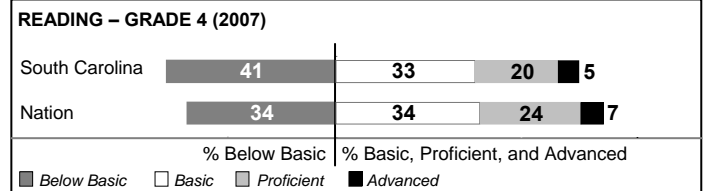
PACT PERFORMANCE

Our School
 Elementary Schools with Students Like Ours
 Elementary schools statewide



NAEP PERFORMANCE*

* Performance reported for SC and nation, data not available at school level. Percentages at NAEP Achievement Levels.



SC PERFORMANCE GOAL

2010 Goal:
 By 2010, SC's student achievement will be ranked in the top half of the states nationally. To achieve this goal, we must become one of the fastest improving systems in the country.

2020 Goal: TBD

Abbreviations Key

N/A Not Applicable N/AV Not Available N/C Not Collected N/R Not Reported I/S Insufficient Sample TBD To be determined
 NI Newly Identified CSI Continuing School Improvement CA Corrective Action RP Plan to Restructure R Restructure DELAY School Improvement Status HOLD School Improvement Status

Walker-Gamble Elementary [Clarendon 3]

SCHOOL PROFILE

	Our School	Change from Last Year	Elementary Schools with Students Like Ours	Median Elementary School
Students (n=642)				
Retention rate	4.9%	Up from 4.3%	2.3%	2.3%
Attendance rate	95.0%	No Change	96.3%	96.3%
Eligible for gifted and talented	14.1%	Up from 9.2%	12.1%	10.4%
With disabilities other than speech	6.4%	Up from 4.0%	8.3%	7.5%
Out-of-school suspensions or expulsions for violent &/or criminal offenses	0.0%	No Change	0.0%	0.0%
Teachers (n=45)				
Teachers with advanced degrees	57.8%	Up from 53.8%	56.6%	56.7%
Continuing contract teachers	73.3%	Down from 82.1%	79.3%	77.3%
Teachers with emergency or provisional certificates	0.0%	No Change	0.0%	0.0%
Teachers returning from previous year	96.0%	Up from 94.2%	87.7%	86.4%
Teacher attendance rate	96.3%	No Change	95.3%	94.9%
Average teacher salary	\$44,013	Up 3.7%	\$45,384	\$45,345
Classes not taught by highly qualified teachers	0.0%	No Change	0.0%	0.0%
School				
Principal's years at school	7.0	Up from 6.0	3.0	4.0
Student-teacher ratio in core subjects	18.3 to 1	Up from 17.7 to 1	18.8 to 1	18.5 to 1
Prime instructional time	90.4%	No Change	90.1%	89.8%
Opportunities in the arts	Good	No Change	Good	Good
SACS accreditation	Yes	Up from No	Yes	Yes
Character development program	Average	Down from Good	Excellent	Excellent
Dollars spent per pupil*	\$6,768	Up 5.0%	\$6,630	\$7,052
Percent of expenditures for instruction*	70.0%	Up from 69.8%	69.0%	69.1%
Percent of expenditures for teacher salaries*	62.6%	Down from 63.0%	65.3%	64.2%
% of AYP objectives met	88.2%		88.2%	85.7%

* Prior year audited financial data available.

EVALUATION RESULTS

	Teachers	Students*	Parents*
Number of surveys returned	37	85	52
Percent satisfied with learning environment	100.0%	90.6%	96.1%
Percent satisfied with social and physical environment	100.0%	90.6%	90.4%
Percent satisfied with school-home relations	97.2%	90.5%	82.7%

*Only students at the highest elementary school grade level at this school and their parents were included.

REPORT OF PRINCIPAL AND SCHOOL IMPROVEMENT COUNCIL

"Learning blooms at WGE" was our theme and a focal point for the year. Many lessons, goals and courses of study were built around the theme while maintaining alignment with state standards. We are diligent in our efforts to provide a high quality education for all children. We realize that in doing so we give them the best help we can for their lives and for the future of our great state. We will soon undergo a change in testing due to new legislation affecting our current system, and we are also reviewing the primary testing done here that is not addressed by legislation. We have, once again, completed the work to be named a "Governor's Reading Honor Roll" school, and we were also quite pleased to be named a silver award winner by the State Education Oversight Committee. Many of our teachers received various grants over the past year to recognize their efforts and allow them the opportunity to offer new materials and experiences in their classrooms. A number of our faculty and staff attend meetings, courses and workshops every year to learn all they can and make sure we keep up with, and surpass when possible, all of the many requirements needed to do our best. Our K4 program continued their progress in improving the program quality, and our K5 teachers are reviewing the pre and post tests they used, along with the report cards as well. A number of staff members will soon complete a writing course on-site, and a number of others have participated in a year-long district leadership team that looks at overall district practices, needs, and strengths. We all worked hard in the completion of a SACS (accreditation) self-study, and accompanying documents to support those findings. We were pleased to complete that accreditation in the fall. We are now focusing more time, funds, and concentration on technology in the classrooms and across the curriculum.

We are always continuing our efforts in the promotion of good character development. School workers are encouraged to incorporate character development in the day to day situations that occur as well as having specific lessons devoted to this all important area of human development. In the past two years, our physical education department, under the leadership of Mrs. Kim Phillips who is also our new teacher of the year, has made significant attempts to promote student and community wellness through more physical activities at school and at home. Our school and our community also participate in recycling efforts each year and, for the first time, some of our students organized and promoted a very successful fund-raiser to assist two local animal shelters.

Parents and other community members are encouraged to visit our school and get involved and a great number of them do, which we appreciate. Our faculty and staff does a great job of incorporating art projects, hall displays, programs, presentations, plays, and skits to make the learning relevant, fun, and memorable.

It is always our most genuine effort and sincere aim that every child receive the best that we have to offer in helping them become well-rounded, happy, and productive individuals.

Sheila c. Floyd school principal | Brenda Huggins SIC Chairperson

Comprehensive detail, including definitions of rating, performance criteria, and explanations of status, is available on www.ed.sc.gov and www.eoc.sc.gov as well as school and school district websites.

Printed versions are available from school districts upon request.

Abbreviations Key

N/A Not Applicable N/AV Not Available N/C Not Collected N/R Not Reported I/S Insufficient Sample TBD To be determined

NI Newly Identified CSI Continuing School Improvement CA Corrective Action RP Plan to Restructure R Restructure DELAY School Improvement Status HOLD School Improvement Status