



# SC Annual School Report Card Summary

Manning Elementary

Clarendon 2

Grades: 4-6

Enrollment: 694

Principal: Jerry Coker

Superintendent: John Tindal

Board Chair: Robert Fleming

## PERFORMANCE

Comprehensive detail, including definitions of ratings, performance criteria, and explanations of status, is available on [www.ed.sc.gov](http://www.ed.sc.gov) and [www.eoc.sc.gov](http://www.eoc.sc.gov) as well as school and school district websites. Printed versions are available from school districts upon request.

YEAR	ABSOLUTE RATING	GROWTH RATING	PALMETTO GOLD/SILVER AWARD	AYP STATUS	NCLB IMPROVEMENT STATUS
2008	Below Average	At-Risk	TBD	Not Met	RP
2007	Below Average	Below Average	N/A	Not Met	N/A
2006	Below Average	At-Risk	N/A	Not Met	CA

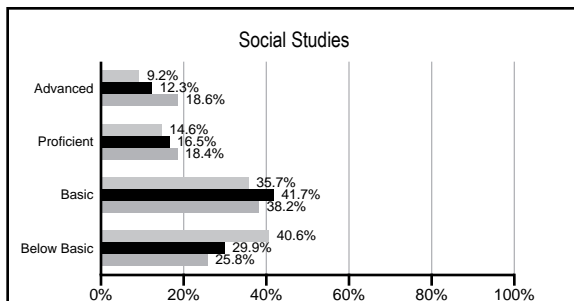
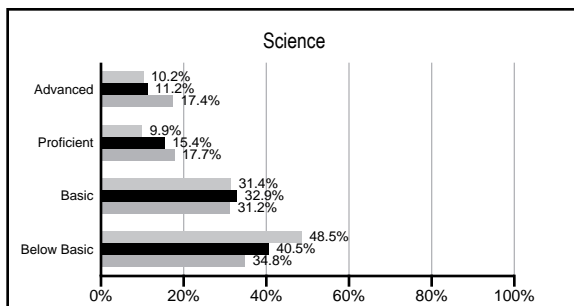
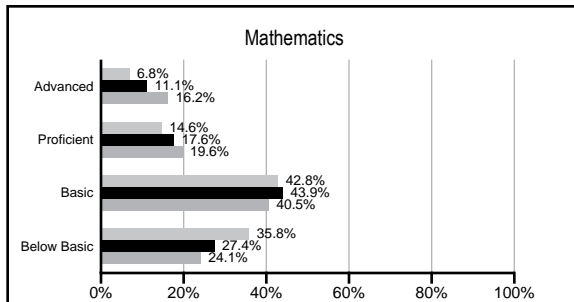
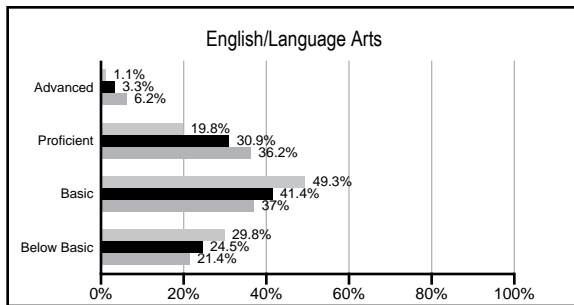
## ABSOLUTE RATINGS OF ELEMENTARY SCHOOLS WITH STUDENTS LIKE OURS\*

EXCELLENT	GOOD	AVERAGE	BELOW AVERAGE	AT-RISK
0	1	30	57	3

\* Ratings are calculated with data available by 02/17/2009. Schools with Students like Ours are Elementary Schools with poverty indices of no more than 5% above or below the index for this school.


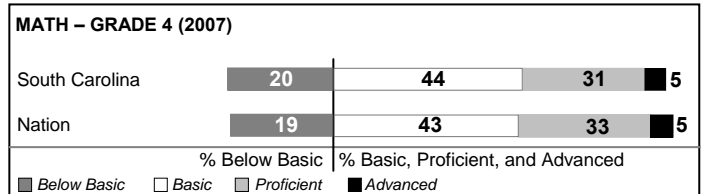
## PACT PERFORMANCE

Our School    Elementary Schools with Students Like Ours    Elementary schools statewide



## NAEP PERFORMANCE\*

\* Performance reported for SC and nation, data not available at school level. Percentages at NAEP Achievement Levels.



## SC PERFORMANCE GOAL

2010 Goal:

*By 2010, SC's student achievement will be ranked in the top half of the states nationally. To achieve this goal, we must become one of the fastest improving systems in the country.*

2020 Goal: TBD

### Abbreviations Key

N/A Not Applicable N/AV Not Available N/C Not Collected N/R Not Reported I/S Insufficient Sample TBD To be determined  
 NI Newly Identified CSI Continuing School Improvement CA Corrective Action RP Plan to Restructure R Restructure DELAY School Improvement Status HOLD School Improvement Status

# Manning Elementary [Clarendon 2]

## SCHOOL PROFILE

	Our School	Change from Last Year	Elementary Schools with Students Like Ours	Median Elementary School
<b>Students (n=694)</b>				
Retention rate	1.7%	Down from 2.6%	2.8%	2.3%
Attendance rate	95.8%	Up from 95.7%	96.0%	96.3%
Eligible for gifted and talented	6.3%	Down from 9.1%	6.5%	10.4%
With disabilities other than speech	17.9%	Down from 18.0%	8.9%	7.5%
Out-of-school suspensions or expulsions for violent &/or criminal offenses	0.0%	No Change	0.0%	0.0%
<b>Teachers (n=43)</b>				
Teachers with advanced degrees	44.2%	Up from 33.3%	53.8%	56.7%
Continuing contract teachers	83.7%	Up from 83.3%	75.7%	77.3%
Teachers with emergency or provisional certificates	0.0%	Down from 2.4%	0.0%	0.0%
Teachers returning from previous year	85.5%	Up from 82.4%	86.0%	86.4%
Teacher attendance rate	94.8%	Down from 95.1%	94.8%	94.9%
Average teacher salary	\$42,041	Up 6.3%	\$44,455	\$45,345
Classes not taught by highly qualified teachers	0.9%	Down from 4.3%	0.0%	0.0%
<b>School</b>				
Principal's years at school	4.0	Up from 3.0	3.5	4.0
Student-teacher ratio in core subjects	16.6 to 1	Up from 15.5 to 1	18.1 to 1	18.5 to 1
Prime instructional time	88.8%	Down from 89.0%	89.0%	89.8%
Opportunities in the arts	Good	Down from Excellent	Good	Good
SACS accreditation	Yes	No Change	Yes	Yes
Character development program	Good	Down from Excellent	Excellent	Excellent
Dollars spent per pupil*	\$6,088	Up 7.1%	\$7,368	\$7,052
Percent of expenditures for instruction*	64.6%	Down from 68.4%	69.1%	69.1%
Percent of expenditures for teacher salaries*	59.6%	Down from 64.1%	63.9%	64.2%
% of AYP objectives met	66.7%		76.9%	85.7%

\* Prior year audited financial data available.

## EVALUATION RESULTS

	Teachers	Students*	Parents*
Number of surveys returned	44	200	107
Percent satisfied with learning environment	81.8%	80.9%	78.8%
Percent satisfied with social and physical environment	95.5%	80.4%	79.4%
Percent satisfied with school-home relations	71.4%	86.9%	72.0%

\*Only students at the highest elementary school grade level at this school and their parents were included.

## REPORT OF PRINCIPAL AND SCHOOL IMPROVEMENT COUNCIL

Manning Elementary School is home to 684 students in grades 4, 5, and 6. Our school-wide theme is: MES ROARS (Racing On the Academic Road to Success). We have implemented two computer based programs to help increase reading comprehension. The two programs are Reading Coach and Success Maker. Both of these technology programs are standards based to help individual students achieve higher according to their individual ability. Both programs provided data that allowed teachers to see student gains. Teachers were able to use data to increase rigor in their classrooms.

Manning Elementary School continues to implement a school-wide discipline plan designed by the late Dr. Terry Alderman. This plan continues to be very successful with reducing the number of discipline referrals, suspensions, and student attendance. We feel that this plan will directly impact our PACT scores.

In September 2007, Manning Elementary School teachers and administrators traveled to visit the Ron Clark Academy in Atlanta, Georgia. Teachers and administrators were introduced to a new way of dealing with under privileged students. The Monarch Cloggers were invited to become an All-Health Team in accordance with DHEC and WIS-TV. Students were filmed and aired on WIS-TV. This year there were various activities that took place to involve students and parents, such as Colonial Day, field trips, author visits, Career Day guest speakers, and Rex Smith known as the Matter Man. In the fifth grade, students had the opportunity to have two teachers who were teamed together or they could have one teacher who taught all subjects. Parents seemed to like having this opportunity.

This year Manning Elementary School also piloted a single-gender class program entitled Junior Project Gold in the fourth and fifth grades. This program was designed to teach leadership skills to at-risk students.

Our school continues to participate in a district-wide Character Education Program. Our students are constantly encouraged to display good character traits. The administrative staff used Just Do It tickets to reward good behavior and high academic achievements.

We feel that all stakeholders have a responsibility in making our school successful, and we are working toward this goal.

Laura Hendrix, SIC chairperson  
Jerry L. Coker, Principal

Comprehensive detail, including definitions of rating, performance criteria, and explanations of status, is available on [www.ed.sc.gov](http://www.ed.sc.gov) and [www.eoc.sc.gov](http://www.eoc.sc.gov) as well as school and school district websites.

Printed versions are available from school districts upon request.

### Abbreviations Key

N/A Not Applicable N/AV Not Available N/C Not Collected N/R Not Reported I/S Insufficient Sample TBD To be determined  
NI Newly Identified CSI Continuing School Improvement CA Corrective Action RP Plan to Restructure R Restructure DELAY School Improvement Status HOLD School Improvement Status