



SC Annual School Report Card Summary

Manning Primary

Clarendon 2

Grades: 2-3

Enrollment: 438

Principal: Judy Holmes

Superintendent: John Tindal

Board Chair: Robert Fleming

PERFORMANCE

Comprehensive detail, including definitions of ratings, performance criteria, and explanations of status, is available on www.ed.sc.gov and www.eoc.sc.gov as well as school and school district websites. Printed versions are available from school districts upon request.

YEAR	ABSOLUTE RATING	GROWTH RATING	PALMETTO GOLD/SILVER AWARD	AYP STATUS	NCLB IMPROVEMENT STATUS
2008	Below Average	At-Risk	TBD	Not Met	NI
2007	Average	Below Average	Gold	Not Met	N/A
2006	Average	Excellent	N/A	Not Met	N/A

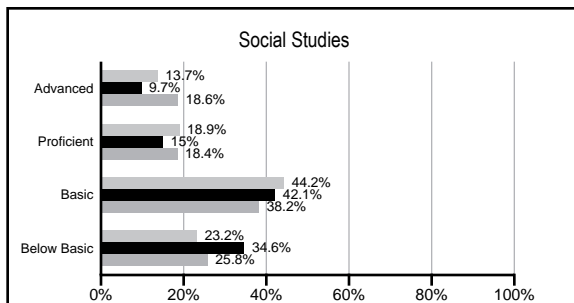
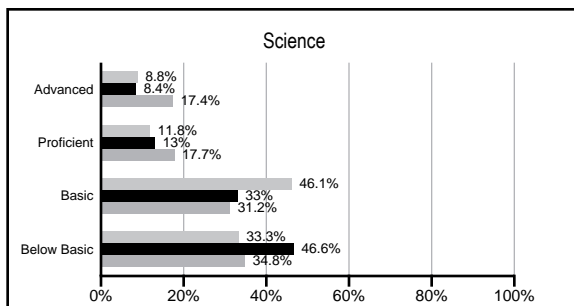
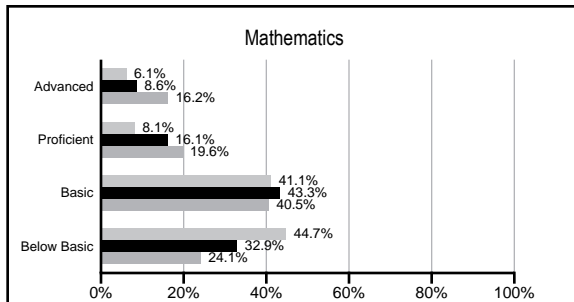
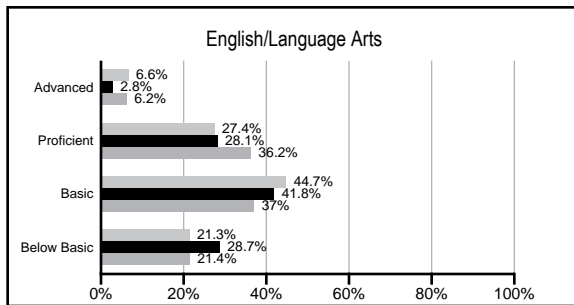
ABSOLUTE RATINGS OF ELEMENTARY SCHOOLS WITH STUDENTS LIKE OURS*

EXCELLENT	GOOD	AVERAGE	BELOW AVERAGE	AT-RISK
0	0	17	66	20

* Ratings are calculated with data available by 02/17/2009. Schools with Students like Ours are Elementary Schools with poverty indices of no more than 5% above or below the index for this school.


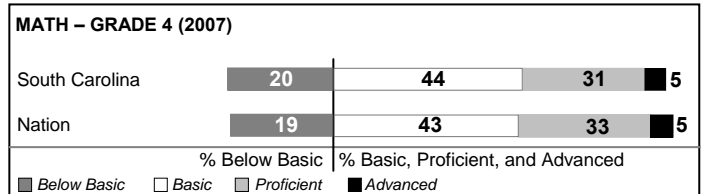
PACT PERFORMANCE

Our School
 Elementary Schools with Students Like Ours
 Elementary schools statewide



NAEP PERFORMANCE*

* Performance reported for SC and nation, data not available at school level. Percentages at NAEP Achievement Levels.



SC PERFORMANCE GOAL

2010 Goal:

By 2010, SC's student achievement will be ranked in the top half of the states nationally. To achieve this goal, we must become one of the fastest improving systems in the country.

2020 Goal: TBD

Abbreviations Key

N/A Not Applicable N/AV Not Available N/C Not Collected N/R Not Reported I/S Insufficient Sample TBD To be determined

NI Newly Identified CSI Continuing School Improvement CA Corrective Action RP Plan to Restructure R Restructure DELAY School Improvement Status HOLD School Improvement Status

Manning Primary [Clarendon 2]

SCHOOL PROFILE

	Our School	Change from Last Year	Elementary Schools with Students Like Ours	Median Elementary School
Students (n=438)				
Retention rate	4.3%	Up from 3.8%	3.0%	2.3%
Attendance rate	96.8%	Up from 96.2%	96.0%	96.3%
Eligible for gifted and talented	6.5%	Up from 0.8%	4.5%	10.4%
With disabilities other than speech	13.2%	Down from 13.6%	8.0%	7.5%
Out-of-school suspensions or expulsions for violent &/or criminal offenses	0.0%	No Change	0.0%	0.0%
Teachers (n=36)				
Teachers with advanced degrees	41.7%	Down from 45.9%	53.5%	56.7%
Continuing contract teachers	91.7%	Up from 81.1%	70.4%	77.3%
Teachers with emergency or provisional certificates	0.0%	Down from 3.2%	0.0%	0.0%
Teachers returning from previous year	88.4%	Down from 90.2%	83.5%	86.4%
Teacher attendance rate	95.1%	Down from 97.9%	95.0%	94.9%
Average teacher salary	\$42,145	Up 2.0%	\$43,988	\$45,345
Classes not taught by highly qualified teachers	0.0%	Down from 2.5%	0.0%	0.0%
School				
Principal's years at school	1.0	Down from 3.0	3.0	4.0
Student-teacher ratio in core subjects	16.9 to 1	Up from 16.1 to 1	17.0 to 1	18.5 to 1
Prime instructional time	89.3%	Down from 91.2%	89.2%	89.8%
Opportunities in the arts	Good	No Change	Good	Good
SACS accreditation	Yes	No Change	Yes	Yes
Character development program	Excellent	No Change	Good	Excellent
Dollars spent per pupil*	\$6,732	Up 6.7%	\$7,747	\$7,052
Percent of expenditures for instruction*	71.4%	Up from 70.8%	69.1%	69.1%
Percent of expenditures for teacher salaries*	65.9%	Up from 63.1%	62.6%	64.2%
% of AYP objectives met	76.2%		75.9%	85.7%

* Prior year audited financial data available.

EVALUATION RESULTS

	Teachers	Students*	Parents*
Number of surveys returned	30	194	129
Percent satisfied with learning environment	90.0%	84.5%	87.4%
Percent satisfied with social and physical environment	90.0%	78.9%	91.3%
Percent satisfied with school-home relations	73.3%	83.1%	86.3%

*Only students at the highest elementary school grade level at this school and their parents were included.

REPORT OF PRINCIPAL AND SCHOOL IMPROVEMENT COUNCIL

Manning Primary School is "Wild About Learning." Our school's mission is educating children. During the 2007-08 school year, Manning Primary served 435 students in second and third grades. The racial makeup of the school was as follows: 70.1% black, 23.9% white, 3.2% Hispanic, and 2.8% other. Eighty-one percent of our students received free or reduced lunch. Student PACT scores improved in the areas of English/language arts, social studies, and science.

Manning Primary offers several instructional programs. The Save the Children Program served 135 students during and after school. There are 14 technology classrooms and a computer assisted instruction program, Classworks, was purchased in order to provide students with extra support. An intervention teacher worked with 2nd grade students who were below grade level. The Measure of Academic Progress computer assessment was administered 3 times during the year. Data from this assessment was utilized by classroom teachers to ensure quality instruction. A four week after school program, PACT POWER, was offered to students. In order to provide educational options for parents, four single-gender classes were offered. The Inclusion Model for resource was utilized with our special needs students. All second and third grade students enjoyed additional physical activity through a dance enrichment program. Our musically and artistically gifted students were offered an after school program. Our science curriculum was enhanced with two fully equipped science labs and a math lab was initiated for our third grade students. One full-time ELA/Social Studies curriculum facilitator and one part-time math/science curriculum facilitator assisted teachers.

Manning Primary has numerous programs to meet the needs of the "whole child." Clarendon County Mental Health and Clarendon Behavioral Health Services offered counseling services to our students. A Federal Safe Schools/Healthy Students program provided services as well. Character education was addressed daily through our morning show. Our students have access to the Smiles Dental Clinic and are able to participate in the Clarendon Christian Learning center. Foster grandparents assist in our classrooms and media center. Our local garden club assisted in helping improve our outdoor learning environment and our local Rotary Club established a mentoring program and donated dictionaries for every third grade student.

Through the years, Manning Primary School has garnered numerous awards. Manning Primary has been recognized for "Closing the Achievement Gap" among sub groups in 2002, 2003, and 2007. Our school received the Silver Award in 2005 and the Palmetto Gold Award in 2006. Flexibility through Deregulation was granted in 2005-06. During 2007-08, teachers were awarded grants: \$5,000 from Dollar General, \$1,000 from Target, \$2,000 from the Center of Excellence, \$1,000 from Safe Schools, and several grants from Wal-Mart. Manning Primary School has five National Board Certified Teachers. Our school is a Red Carpet School and is accredited by the Southern Association of Colleges and Schools.

Judy Holmes, Principal

Comprehensive detail, including definitions of rating, performance criteria, and explanations of status, is available on www.ed.sc.gov and www.eoc.sc.gov as well as school and school district websites.

Printed versions are available from school districts upon request.

Abbreviations Key

N/A Not Applicable N/AV Not Available N/C Not Collected N/R Not Reported I/S Insufficient Sample TBD To be determined
 NI Newly Identified CSI Continuing School Improvement CA Corrective Action RP Plan to Restructure R Restructure DELAY School Improvement Status HOLD School Improvement Status