



# SC Annual School Report Card Summary

**Pageland Elementary**  
**Chesterfield County**  
**Grades: 3-5**  
**Principal: Jim Heffner**  
**Superintendent: Dr. John E. Williams**  
**Board Chair: Chad Vick**

**Enrollment: 395**

## PERFORMANCE

Comprehensive detail, including definitions of ratings, performance criteria, and explanations of status, is available on [www.ed.sc.gov](http://www.ed.sc.gov) and [www.eoc.sc.gov](http://www.eoc.sc.gov) as well as school and school district websites. Printed versions are available from school districts upon request.

YEAR	ABSOLUTE RATING	GROWTH RATING	PALMETTO GOLD/SILVER AWARD	AYP STATUS	NCLB IMPROVEMENT STATUS
2008	At-Risk	At-Risk	TBD	Not Met	RP
2007	At-Risk	Below Average	N/A	Not Met	CA
2006	At-Risk	At-Risk	N/A	Not Met	CSI

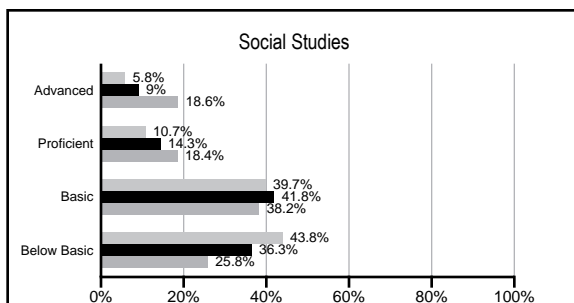
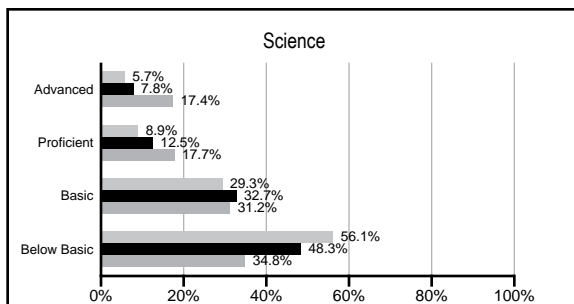
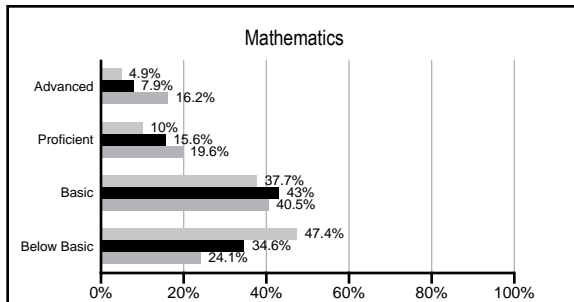
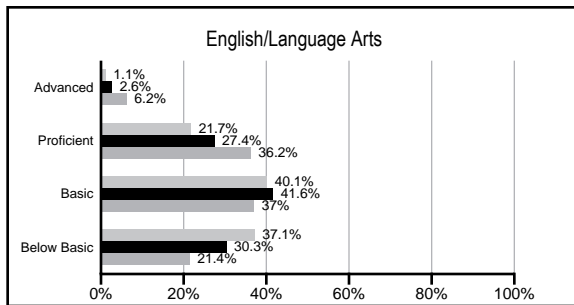
## ABSOLUTE RATINGS OF ELEMENTARY SCHOOLS WITH STUDENTS LIKE OURS\*

EXCELLENT	GOOD	AVERAGE	BELOW AVERAGE	AT-RISK
0	0	16	66	29

\* Ratings are calculated with data available by 02/17/2009. Schools with Students like Ours are Elementary Schools with poverty indices of no more than 5% above or below the index for this school.

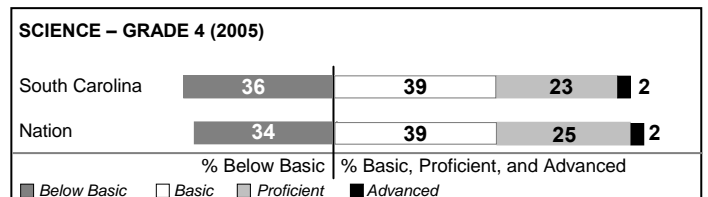
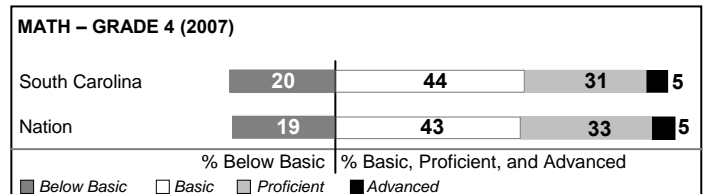
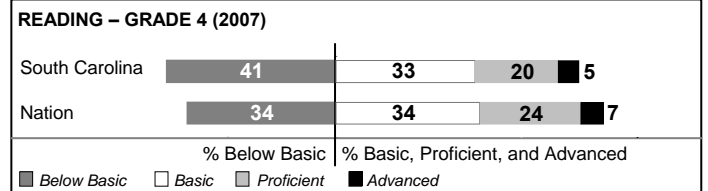
## PACT PERFORMANCE

Our School
  Elementary Schools with Students Like Ours
  Elementary schools statewide



## NAEP PERFORMANCE\*

\* Performance reported for SC and nation, data not available at school level. Percentages at NAEP Achievement Levels.



## SC PERFORMANCE GOAL

2010 Goal:

*By 2010, SC's student achievement will be ranked in the top half of the states nationally. To achieve this goal, we must become one of the fastest improving systems in the country.*

2020 Goal: TBD

### Abbreviations Key

N/A Not Applicable N/AV Not Available N/C Not Collected N/R Not Reported I/S Insufficient Sample TBD To be determined  
 NI Newly Identified CSI Continuing School Improvement CA Corrective Action RP Plan to Restructure R Restructure DELAY School Improvement Status HOLD School Improvement Status

# Pageland Elementary [Chesterfield County]

## SCHOOL PROFILE

	Our School	Change from Last Year	Elementary Schools with Students Like Ours	Median Elementary School
<b>Students (n=395)</b>				
Retention rate	0.5%	No Change	2.9%	2.3%
Attendance rate	96.0%	Up from 95.6%	96.0%	96.3%
Eligible for gifted and talented	4.6%	Up from 4.2%	6.0%	10.4%
With disabilities other than speech	8.8%	Down from 11.1%	8.4%	7.5%
Out-of-school suspensions or expulsions for violent &/or criminal offenses	0.0%	No Change	0.0%	0.0%
<b>Teachers (n=29)</b>				
Teachers with advanced degrees	51.7%	Down from 51.9%	54.3%	56.7%
Continuing contract teachers	72.4%	Down from 85.2%	71.8%	77.3%
Teachers with emergency or provisional certificates	0.0%	No Change	0.0%	0.0%
Teachers returning from previous year	83.4%	Up from 78.8%	84.8%	86.4%
Teacher attendance rate	94.6%	Down from 97.2%	94.9%	94.9%
Average teacher salary	\$41,765	Up 6.4%	\$44,314	\$45,345
Classes not taught by highly qualified teachers	23.2%	Up from 0.0%	0.0%	0.0%
<b>School</b>				
Principal's years at school	3.0	Up from 2.0	3.3	4.0
Student-teacher ratio in core subjects	20.0 to 1	Up from 17.7 to 1	17.0 to 1	18.5 to 1
Prime instructional time	87.9%	Down from 89.5%	89.1%	89.8%
Opportunities in the arts	Excellent	Up from Good	Good	Good
SACS accreditation	Yes	No Change	Yes	Yes
Character development program	Excellent	No Change	Excellent	Excellent
Dollars spent per pupil*	\$6,947	Up 10.4%	\$7,781	\$7,052
Percent of expenditures for instruction*	66.0%	Down from 68.7%	69.1%	69.1%
Percent of expenditures for teacher salaries*	58.6%	Down from 60.6%	62.5%	64.2%
% of AYP objectives met	52.0%		76.5%	85.7%

\* Prior year audited financial data available.

## EVALUATION RESULTS

	Teachers	Students*	Parents*
Number of surveys returned	30	120	66
Percent satisfied with learning environment	96.7%	87.3%	85.9%
Percent satisfied with social and physical environment	90.0%	87.8%	84.1%
Percent satisfied with school-home relations	76.7%	84.6%	86.2%

\*Only students at the highest elementary school grade level at this school and their parents were included.

## REPORT OF PRINCIPAL AND SCHOOL IMPROVEMENT COUNCIL

The Pageland Elementary Family continued to provide a quality education that encouraged achievement for all students in a safe and caring environment. Our mission statement reflects the efforts of our teachers as they worked to improve education for all at PES.

We continued to implement Writing Workshop as part of an initiative to improve student writing. The "3 Minute Drill" was implemented this year to improve math facts. The faculty used MAP testing to align instruction and assessment with curriculum standards and PACT. As a result, flexible groups were formed to address specific areas of weakness in language arts.

The school's professional development plan was revised to "raise the bar" in literacy and math instruction and assessment. Teachers met weekly for professional development and protocol sessions. Daily common planning was continued for teachers on each grade level to promote collaboration. Teachers went to numerous workshops and conferences throughout the school year to keep abreast of the latest research and best practices in various subject areas. All teachers at Pageland Elementary School are highly qualified and two teachers are National Board Certified.

All of these improvement initiatives were in addition to a number of innovative programs already in place at PES. Some of the programs are: after-school remediation, academic achievement recognition and awards, character education program, and author visits. We have the Accelerated Reader program and an active School Improvement Council and PTO. Also, we have monthly Parent Academy nights focusing on reading, writing, math, and technology; and, a challenging, engaging curriculum.

As service projects, students and staff contributed to area charities, including Relay for Life and various food donation ministries. Parent volunteers continued to play a vital role at PES, evident in the fact that our school finished second in the district for the most volunteer hours for 2007-2008. The SIC, PTO, community businesses, and parent volunteers continue to support the school with physical improvements and financial assistance. These efforts show that community collaboration is the key to school success. Pageland Elementary continues to be a caring, community school that promotes the development of the "whole child" while meeting rigorous academic standards.

Jim Heffner – Principal  
Angela Baker – SIC Chair

Comprehensive detail, including definitions of rating, performance criteria, and explanations of status, is available on [www.ed.sc.gov](http://www.ed.sc.gov) and [www.eoc.sc.gov](http://www.eoc.sc.gov) as well as school and school district websites.

Printed versions are available from school districts upon request.

### Abbreviations Key

N/A Not Applicable N/AV Not Available N/C Not Collected N/R Not Reported I/S Insufficient Sample TBD To be determined  
NI Newly Identified CSI Continuing School Improvement CA Corrective Action RP Plan to Restructure R Restructure DELAY School Improvement Status HOLD School Improvement Status