



SC Annual School Report Card Summary

Ruby Elementary
Chesterfield County
Grades: PK-5 Enrollment: 302
Principal: Nelson Hendrick
Superintendent: Dr. John E. Williams
Board Chair: Chad Vick

PERFORMANCE

Comprehensive detail, including definitions of ratings, performance criteria, and explanations of status, is available on www.ed.sc.gov and www.eoc.sc.gov as well as school and school district websites. Printed versions are available from school districts upon request.

YEAR	ABSOLUTE RATING	GROWTH RATING	PALMETTO GOLD/SILVER AWARD	AYP STATUS	NCLB IMPROVEMENT STATUS
2008	Average	Below Average	TBD	Met	N/A
2007	Average	At-Risk	Silver	Met	N/A
2006	Good	Good	N/A	Met	N/A

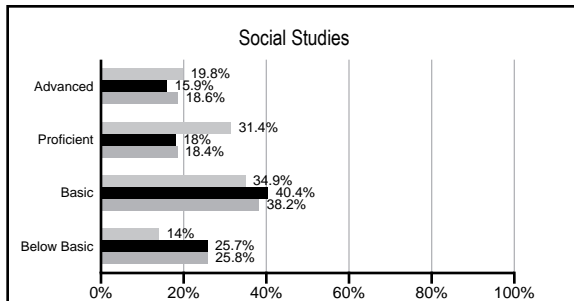
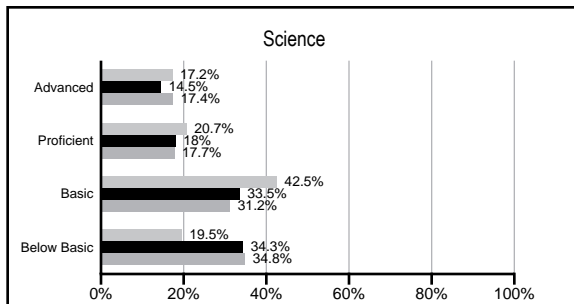
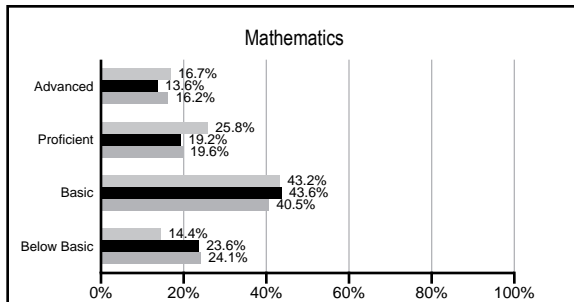
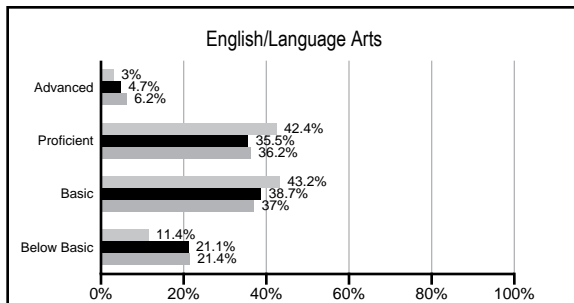
ABSOLUTE RATINGS OF ELEMENTARY SCHOOLS WITH STUDENTS LIKE OURS*

EXCELLENT	GOOD	AVERAGE	BELOW AVERAGE	AT-RISK
0	6	49	34	1

* Ratings are calculated with data available by 02/17/2009. Schools with Students like Ours are Elementary Schools with poverty indices of no more than 5% above or below the index for this school.


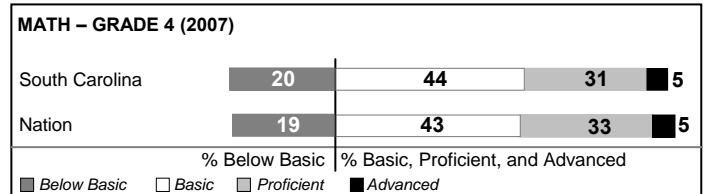
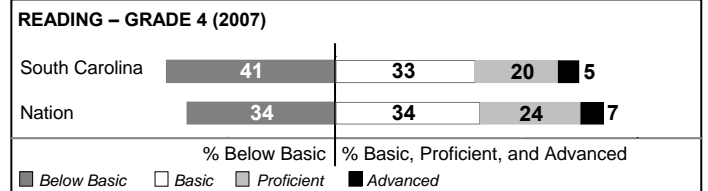
PACT PERFORMANCE

Our School
 Elementary Schools with Students Like Ours
 Elementary schools statewide



NAEP PERFORMANCE*

* Performance reported for SC and nation, data not available at school level. Percentages at NAEP Achievement Levels.



SC PERFORMANCE GOAL

2010 Goal:
By 2010, SC's student achievement will be ranked in the top half of the states nationally. To achieve this goal, we must become one of the fastest improving systems in the country.

2020 Goal: TBD

Abbreviations Key

N/A Not Applicable N/AV Not Available N/C Not Collected N/R Not Reported I/S Insufficient Sample TBD To be determined
 NI Newly Identified CSI Continuing School Improvement CA Corrective Action RP Plan to Restructure R Restructure DELAY School Improvement Status HOLD School Improvement Status

Ruby Elementary [Chesterfield County]

SCHOOL PROFILE

	Our School	Change from Last Year	Elementary Schools with Students Like Ours	Median Elementary School
Students (n=302)				
Retention rate	2.2%	Down from 2.6%	2.7%	2.3%
Attendance rate	96.3%	Up from 96.0%	96.2%	96.3%
Eligible for gifted and talented	10.6%	Up from 8.4%	9.3%	10.4%
With disabilities other than speech	8.3%	Up from 8.1%	8.7%	7.5%
Out-of-school suspensions or expulsions for violent &/or criminal offenses	0.0%	No Change	0.0%	0.0%
Teachers (n=18)				
Teachers with advanced degrees	77.8%	Down from 82.4%	56.8%	56.7%
Continuing contract teachers	88.9%	Up from 88.2%	80.3%	77.3%
Teachers with emergency or provisional certificates	0.0%	No Change	0.0%	0.0%
Teachers returning from previous year	97.8%	Up from 94.1%	87.4%	86.4%
Teacher attendance rate	95.6%	Down from 96.4%	94.7%	94.9%
Average teacher salary	\$46,776	Up 2.3%	\$45,391	\$45,345
Classes not taught by highly qualified teachers	0.0%	No Change	0.0%	0.0%
School				
Principal's years at school	19.0	Up from 18.0	4.0	4.0
Student-teacher ratio in core subjects	19.9 to 1	Up from 19.5 to 1	18.4 to 1	18.5 to 1
Prime instructional time	90.1%	Down from 90.6%	89.4%	89.8%
Opportunities in the arts	Good	No Change	Good	Good
SACS accreditation	Yes	No Change	Yes	Yes
Character development program	Good	No Change	Excellent	Excellent
Dollars spent per pupil*	\$6,432	Up 8.7%	\$6,959	\$7,052
Percent of expenditures for instruction*	73.4%	Down from 74.7%	68.8%	69.1%
Percent of expenditures for teacher salaries*	70.1%	Down from 71.4%	64.9%	64.2%
% of AYP objectives met	100.0%		85.7%	85.7%

* Prior year audited financial data available.

EVALUATION RESULTS

	Teachers	Students*	Parents*
Number of surveys returned	19	38	32
Percent satisfied with learning environment	100.0%	94.6%	93.5%
Percent satisfied with social and physical environment	100.0%	94.7%	90.6%
Percent satisfied with school-home relations	100.0%	94.7%	80.6%

*Only students at the highest elementary school grade level at this school and their parents were included.

REPORT OF PRINCIPAL AND SCHOOL IMPROVEMENT COUNCIL

The 2007-2008 school year has been very challenging and rewarding at Ruby Elementary School. Through extremely hard work and dedication from our faculty, staff, students, parents, and community volunteers, many positive achievements have taken place. Our students showed much improvement in many academic areas. The renovations and new construction are progressing. The facilities should be ready by October.

Six fifth grade students were recognized as Duke University TIP scholars.

Our school was recognized by the South Carolina Education Oversight Committee for accomplishments in closing South Carolina's achievement gap through exemplary PACT performance of historically underachieving students. The percentage of students scoring basic or above on the 2007 PACT was 88% in Math and 85% in English/Language Arts. The percentage of students scoring advanced or proficient was 33% in Math and 41% in English/Language Arts.

The school met Adequate Yearly Progress by successfully meeting all requirements for 13 of 13 objectives. The objectives included performance and participation of students in various groups.

The school maintained South Carolina and Southern Association of Colleges and Schools Accreditation. The volunteer program met the district goal and set a school record with 3,762 hours. Our library provided Saturday opportunities for students and parents to utilize reference materials, Accelerated Reader, and computers.

Ruby Elementary continues to work cooperatively with the community to provide a positive environment that enables all students to earn a quality education. We envision continued success during the 2008-2009 school year.

Nelson Hendrick, Principal
Robbin Usher, SIC Chairperson

Comprehensive detail, including definitions of rating, performance criteria, and explanations of status, is available on www.ed.sc.gov and www.eoc.sc.gov as well as school and school district websites.

Printed versions are available from school districts upon request.

Abbreviations Key

N/A Not Applicable N/AV Not Available N/C Not Collected N/R Not Reported I/S Insufficient Sample TBD To be determined
NI Newly Identified CSI Continuing School Improvement CA Corrective Action RP Plan to Restructure R Restructure DELAY School Improvement Status HOLD School Improvement Status