



# SC Annual School Report Card Summary

Plainview Elementary  
 Chesterfield County  
 Grades: PK-6 Enrollment: 198  
 Principal: Dennis L. McDaniel  
 Superintendent: Dr. John E. Williams  
 Board Chair: Chad Vick

## PERFORMANCE

Comprehensive detail, including definitions of ratings, performance criteria, and explanations of status, is available on [www.ed.sc.gov](http://www.ed.sc.gov) and [www.eoc.sc.gov](http://www.eoc.sc.gov) as well as school and school district websites. Printed versions are available from school districts upon request.

YEAR	ABSOLUTE RATING	GROWTH RATING	PALMETTO GOLD/SILVER AWARD	AYP STATUS	NCLB IMPROVEMENT STATUS
2008	Average	Average	TBD	Met	N/A
2007	Average	Below Average	Silver	Met	N/A
2006	Average	Average	N/A	Met	N/A

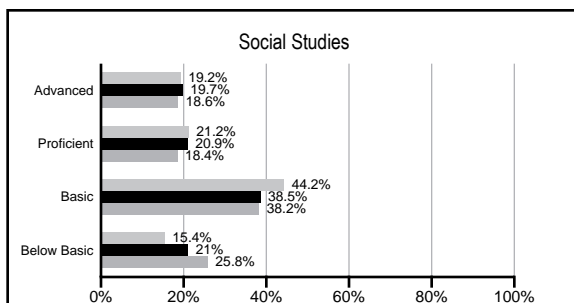
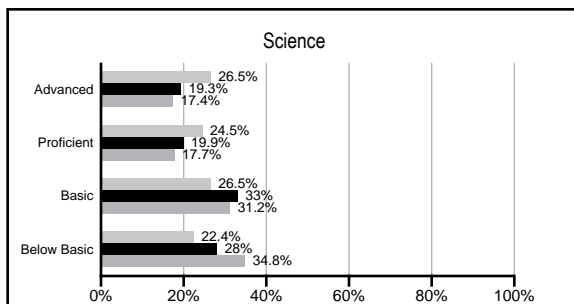
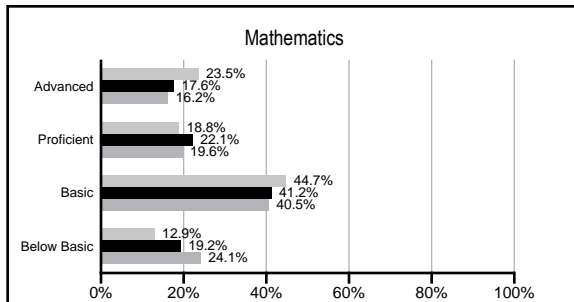
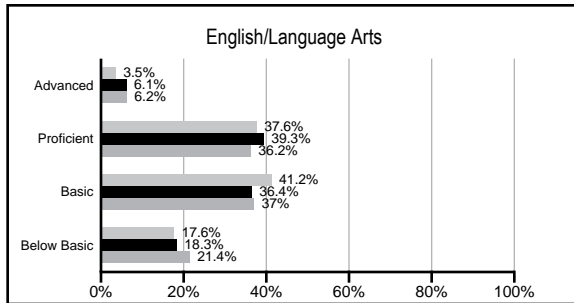
## ABSOLUTE RATINGS OF ELEMENTARY SCHOOLS WITH STUDENTS LIKE OURS\*

EXCELLENT	GOOD	AVERAGE	BELOW AVERAGE	AT-RISK
0	13	61	8	1

\* Ratings are calculated with data available by 02/17/2009. Schools with Students like Ours are Elementary Schools with poverty indices of no more than 5% above or below the index for this school.

## PACT PERFORMANCE

Our School
  Elementary Schools with Students Like Ours
  Elementary schools statewide



## NAEP PERFORMANCE\*

\* Performance reported for SC and nation, data not available at school level. Percentages at NAEP Achievement Levels.



## SC PERFORMANCE GOAL

2010 Goal:  
 By 2010, SC's student achievement will be ranked in the top half of the states nationally. To achieve this goal, we must become one of the fastest improving systems in the country.

2020 Goal: TBD

### Abbreviations Key

N/A Not Applicable N/AV Not Available N/C Not Collected N/R Not Reported I/S Insufficient Sample TBD To be determined  
 NI Newly Identified CSI Continuing School Improvement CA Corrective Action RP Plan to Restructure R Restructure DELAY School Improvement Status HOLD School Improvement Status

# Plainview Elementary [Chesterfield County]

## SCHOOL PROFILE

	Our School	Change from Last Year	Elementary Schools with Students Like Ours	Median Elementary School
<b>Students (n=198)</b>				
Retention rate	1.7%	Down from 4.2%	2.6%	2.3%
Attendance rate	95.3%	Down from 95.9%	96.3%	96.3%
Eligible for gifted and talented	15.6%	Up from 14.8%	10.6%	10.4%
With disabilities other than speech	8.4%	Down from 10.4%	8.7%	7.5%
Out-of-school suspensions or expulsions for violent &/or criminal offenses	0.0%	No Change	0.0%	0.0%
<b>Teachers (n=15)</b>				
Teachers with advanced degrees	53.3%	Up from 42.9%	57.9%	56.7%
Continuing contract teachers	73.3%	Up from 71.4%	80.7%	77.3%
Teachers with emergency or provisional certificates	0.0%	No Change	0.0%	0.0%
Teachers returning from previous year	93.6%	Up from 89.3%	87.8%	86.4%
Teacher attendance rate	96.1%	Down from 96.3%	94.9%	94.9%
Average teacher salary	\$42,511	Down 1.1%	\$45,332	\$45,345
Classes not taught by highly qualified teachers	0.0%	No Change	0.0%	0.0%
<b>School</b>				
Principal's years at school	1.0	Down from 4.0	4.0	4.0
Student-teacher ratio in core subjects	19.8 to 1	Up from 16.4 to 1	18.5 to 1	18.5 to 1
Prime instructional time	89.2%	Down from 90.1%	89.8%	89.8%
Opportunities in the arts	Good	No Change	Good	Good
SACS accreditation	Yes	No Change	Yes	Yes
Character development program	Good	No Change	Excellent	Excellent
Dollars spent per pupil*	\$7,169	Up 7.3%	\$6,864	\$7,052
Percent of expenditures for instruction*	67.3%	Down from 69.5%	68.9%	69.1%
Percent of expenditures for teacher salaries*	64.9%	Down from 67.1%	65.0%	64.2%
% of AYP objectives met	100.0%		88.2%	85.7%

\* Prior year audited financial data available.

## EVALUATION RESULTS

	Teachers	Students*	Parents*
Number of surveys returned	14	22	22
Percent satisfied with learning environment	100.0%	90.9%	81.8%
Percent satisfied with social and physical environment	100.0%	95.5%	90.9%
Percent satisfied with school-home relations	100.0%	90.9%	95.5%

\*Only students at the highest elementary school grade level at this school and their parents were included.

## REPORT OF PRINCIPAL AND SCHOOL IMPROVEMENT COUNCIL

Plainview Elementary is one of the finest schools in Chesterfield County, in the Pee Dee region, and in the state of South Carolina. Serving students in grades pre-Kindergarten to Sixth, Plainview provides a quality education that prepares all students who attend for future success. This has certainly been evident in this year, as we have celebrated the 50th anniversary of the school.

Some of the school's academic accomplishments during the 2007-2008 school year that prove this fact are: achievement of SACS accreditation for the 24th consecutive year; meeting Adequate Yearly Progress (AYP) goals, as defined by the state of South Carolina (being one of only four schools in the district to do so); effective use of the newly re-furnished CCC lab to greatly enhance academic improvement with technology; and each sixth grade student received a laptop computer as part of a state grant initiative. We also had District winners of art and poetry contests, the Lieutenant Governor's Writing Award, and a delegate to the South Carolina Young Writer's Conference. State test scores were also among the highest in the district and area.

Plainview students and teachers have participated in many worthwhile causes and initiatives. The newly re-organized SIC led the effort to redefine the mission and vision statements for the school. The annual Halloween Carnival, which raises money for the PTO, topped more than \$13,000. The BETA Club participated in the state convention, as well as several other worthwhile activities such as singing in nursing homes and taking up collections to help the needy. The school also raised approximately \$2500 for Pennies for Patients, which benefits the fight against leukemia.

Most assuredly, the accomplishments that really matter for this school happen every day in each classroom as dedicated teachers reach out and touch the lives of their students, providing them the necessary knowledge to continue to grow toward greater success. It truly is "the little school with the big heart."

Dennis L. McDaniel, Principal  
Sandi Byrd, SIC Chair

Comprehensive detail, including definitions of rating, performance criteria, and explanations of status, is available on [www.ed.sc.gov](http://www.ed.sc.gov) and [www.eoc.sc.gov](http://www.eoc.sc.gov) as well as school and school district websites.

Printed versions are available from school districts upon request.

### Abbreviations Key

N/A Not Applicable N/AV Not Available N/C Not Collected N/R Not Reported I/S Insufficient Sample TBD To be determined  
NI Newly Identified CSI Continuing School Improvement CA Corrective Action RP Plan to Restructure R Restructure DELAY School Improvement Status HOLD School Improvement Status