



# SC Annual School Report Card Summary

McBee Elementary  
 Chesterfield County  
 Grades: PK-6  
 Principal: David Nutt  
 Superintendent: Dr. John E. Williams  
 Board Chair: Chad Vick

Enrollment: 400

## PERFORMANCE

Comprehensive detail, including definitions of ratings, performance criteria, and explanations of status, is available on [www.ed.sc.gov](http://www.ed.sc.gov) and [www.eoc.sc.gov](http://www.eoc.sc.gov) as well as school and school district websites. Printed versions are available from school districts upon request.

YEAR	ABSOLUTE RATING	GROWTH RATING	PALMETTO GOLD/SILVER AWARD	AYP STATUS	NCLB IMPROVEMENT STATUS
2008	Average	Good	TBD	Not Met	NI
2007	Average	Good	N/A	Not Met	N/A
2006	Average	Below Average	N/A	Met	N/A

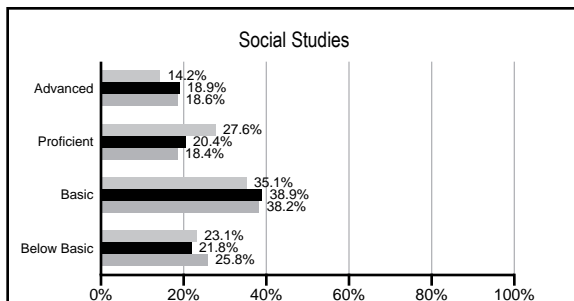
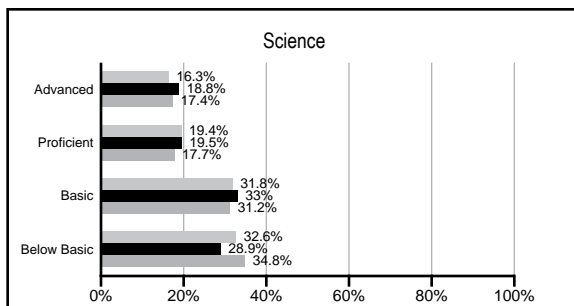
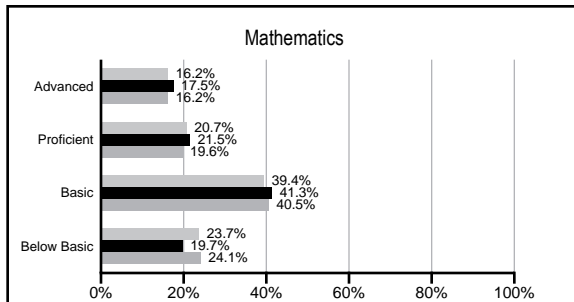
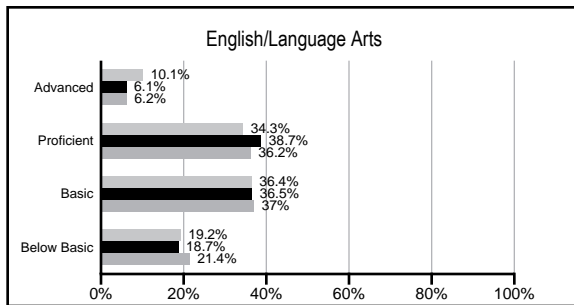
## ABSOLUTE RATINGS OF ELEMENTARY SCHOOLS WITH STUDENTS LIKE OURS\*

EXCELLENT	GOOD	AVERAGE	BELOW AVERAGE	AT-RISK
0	13	63	11	1

\* Ratings are calculated with data available by 02/17/2009. Schools with Students like Ours are Elementary Schools with poverty indices of no more than 5% above or below the index for this school.


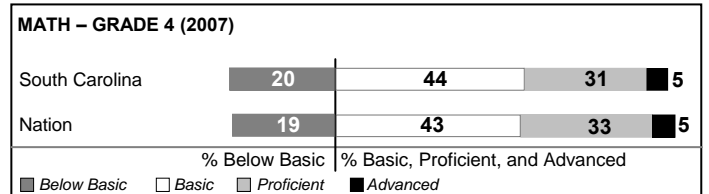
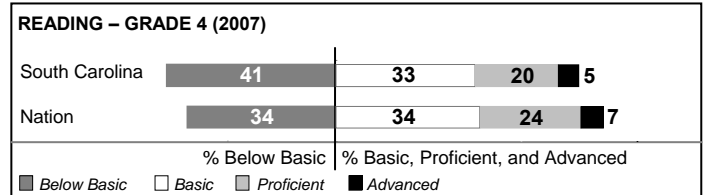
## PACT PERFORMANCE

Our School
  Elementary Schools with Students Like Ours
  Elementary schools statewide



## NAEP PERFORMANCE\*

\* Performance reported for SC and nation, data not available at school level. Percentages at NAEP Achievement Levels.



## SC PERFORMANCE GOAL

2010 Goal:

*By 2010, SC's student achievement will be ranked in the top half of the states nationally. To achieve this goal, we must become one of the fastest improving systems in the country.*

2020 Goal: TBD

### Abbreviations Key

N/A Not Applicable N/AV Not Available N/C Not Collected N/R Not Reported I/S Insufficient Sample TBD To be determined  
 NI Newly Identified CSI Continuing School Improvement CA Corrective Action RP Plan to Restructure R Restructure DELAY School Improvement Status HOLD School Improvement Status

# McBee Elementary [Chesterfield County]

## SCHOOL PROFILE

	Our School	Change from Last Year	Elementary Schools with Students Like Ours	Median Elementary School
<b>Students (n=400)</b>				
Retention rate	1.0%	Down from 5.1%	2.3%	2.3%
Attendance rate	96.6%	Up from 96.2%	96.3%	96.3%
Eligible for gifted and talented	11.2%	Down from 15.2%	10.6%	10.4%
With disabilities other than speech	4.3%	Down from 5.2%	8.5%	7.5%
Out-of-school suspensions or expulsions for violent &/or criminal offenses	0.0%	No Change	0.0%	0.0%
<b>Teachers (n=26)</b>				
Teachers with advanced degrees	57.7%	Down from 64.0%	57.7%	56.7%
Continuing contract teachers	80.8%	Down from 92.0%	80.2%	77.3%
Teachers with emergency or provisional certificates	0.0%	No Change	0.0%	0.0%
Teachers returning from previous year	88.2%	Down from 92.9%	87.8%	86.4%
Teacher attendance rate	94.6%	Down from 94.9%	95.0%	94.9%
Average teacher salary	\$44,864	Up 4.5%	\$45,384	\$45,345
Classes not taught by highly qualified teachers	0.0%	No Change	0.0%	0.0%
<b>School</b>				
Principal's years at school	3.0	Up from 2.0	4.0	4.0
Student-teacher ratio in core subjects	16.6 to 1	Down from 20.9 to 1	18.5 to 1	18.5 to 1
Prime instructional time	86.0%	Down from 87.4%	89.8%	89.8%
Opportunities in the arts	Good	No Change	Good	Good
SACS accreditation	Yes	No Change	Yes	Yes
Character development program	Excellent	No Change	Excellent	Excellent
Dollars spent per pupil*	\$5,877	Up 5.1%	\$6,869	\$7,052
Percent of expenditures for instruction*	68.6%	Down from 70.9%	68.9%	69.1%
Percent of expenditures for teacher salaries*	64.7%	Down from 66.7%	64.9%	64.2%
% of AYP objectives met	82.4%		88.2%	85.7%

\* Prior year audited financial data available.

## EVALUATION RESULTS

	Teachers	Students*	Parents*
Number of surveys returned	27	46	39
Percent satisfied with learning environment	100.0%	93.5%	88.9%
Percent satisfied with social and physical environment	100.0%	89.1%	86.8%
Percent satisfied with school-home relations	100.0%	89.1%	79.5%

\*Only students at the highest elementary school grade level at this school and their parents were included.

## REPORT OF PRINCIPAL AND SCHOOL IMPROVEMENT COUNCIL

This year was one we will not soon forget at McBee Elementary School. Samples of our accomplishments are listed below.

Our school continues to be one of the most technologically advanced elementary schools in South Carolina. Through the use of Title I, lottery, grant, and other funds, we purchased additional Promethean boards, LCD projectors, and document cameras for our classrooms. We also bought ACTIV Votes for all third through sixth grade classrooms and ACTIV Slates for all classrooms.

In addition to purchasing technology, Title I funds helped our school in many ways. Through the funds, a teacher was added to reduce class size. A literacy coach was added to assist teachers in improving literacy instruction. In addition, the funds were used to purchase instructional materials for students.

McBee Elementary won the Palmetto Silver Award for showing significant improvement on PACT. We attribute that improvement to an excellent staff, community & parental support, wonderful children, use of technology by teachers, and intensive staff development.

One team of sixth grade students placed second and the other placed third in the statewide Stock Market Game competition.

All classroom teachers participated in South Carolina Reading Initiative (SCRI) study groups. The study groups focused on improving literacy instruction and building community.

Computerized benchmark tests (MAP) were given to help improve PACT scores. MAP results, which were available within 48 hours of students taking the test, helped teachers individualize instruction for their students. MAP data was used to form Math focus groups. From fall to spring, significant growth was shown in all areas tested (Math & ELA).

Our school worked closely with the Hartsville YMCA and Hopewell Community Center. Both provided after-school programs to enrich students' academic, social, artistic, and communication skills.

In reflecting on the 2007-2008 school year, we are extremely pleased with the academic and social progress made by our students. Such progress makes us very optimistic about the future successes that our students will achieve.

David Nutt, Principal  
Felicia Evans, School Improvement Chair

Comprehensive detail, including definitions of rating, performance criteria, and explanations of status, is available on [www.ed.sc.gov](http://www.ed.sc.gov) and [www.eoc.sc.gov](http://www.eoc.sc.gov) as well as school and school district websites.

Printed versions are available from school districts upon request.

### Abbreviations Key

N/A Not Applicable N/AV Not Available N/C Not Collected N/R Not Reported I/S Insufficient Sample TBD To be determined  
NI Newly Identified CSI Continuing School Improvement CA Corrective Action RP Plan to Restructure R Restructure DELAY School Improvement Status HOLD School Improvement Status