



SC Annual School Report Card Summary

Jefferson Elementary
 Chesterfield County
 Grades: PK-5 Enrollment: 365
 Principal: Wendy P. Folsom
 Superintendent: Dr. John E. Williams
 Board Chair: Chad Vick

PERFORMANCE

Comprehensive detail, including definitions of ratings, performance criteria, and explanations of status, is available on www.ed.sc.gov and www.eoc.sc.gov as well as school and school district websites. Printed versions are available from school districts upon request.

YEAR	ABSOLUTE RATING	GROWTH RATING	PALMETTO GOLD/SILVER AWARD	AYP STATUS	NCLB IMPROVEMENT STATUS
2008	Average	Below Average	TBD	Not Met	RP
2007	Average	Good	Silver	Not Met	CA
2006	Average	Good	Silver	Not Met	CSI

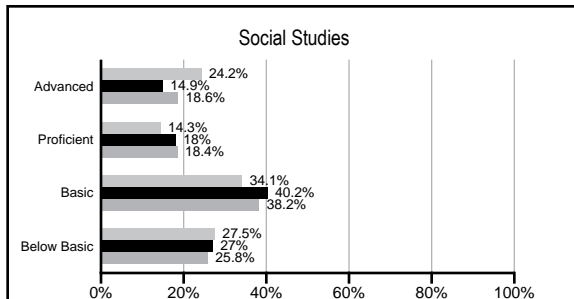
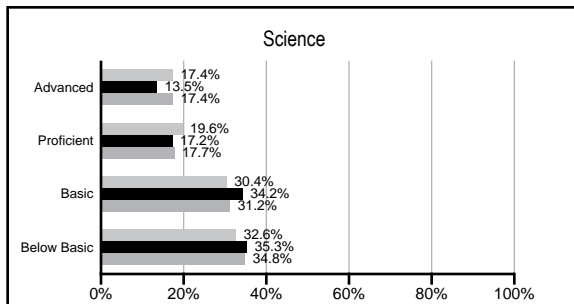
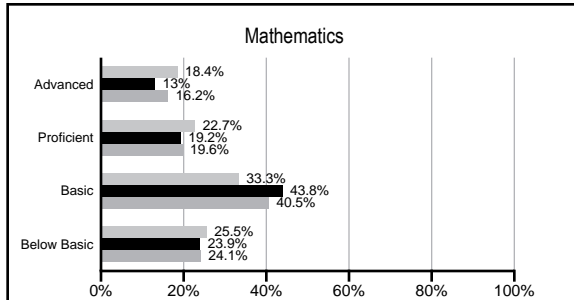
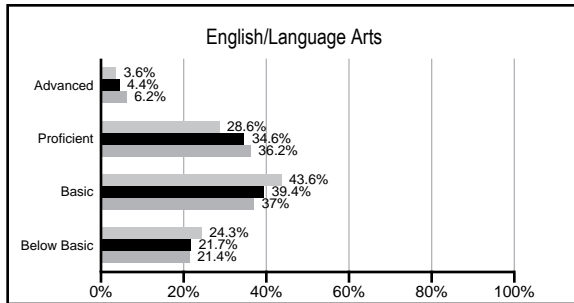
ABSOLUTE RATINGS OF ELEMENTARY SCHOOLS WITH STUDENTS LIKE OURS*

EXCELLENT	GOOD	AVERAGE	BELOW AVERAGE	AT-RISK
0	4	46	38	1

* Ratings are calculated with data available by 02/17/2009. Schools with Students like Ours are Elementary Schools with poverty indices of no more than 5% above or below the index for this school.

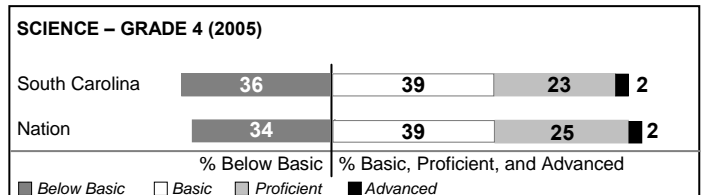

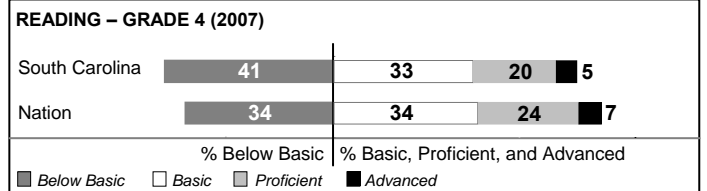
PACT PERFORMANCE

Our School Elementary Schools with Students Like Ours Elementary schools statewide



NAEP PERFORMANCE*

* Performance reported for SC and nation, data not available at school level. Percentages at NAEP Achievement Levels.



SC PERFORMANCE GOAL

2010 Goal:

By 2010, SC's student achievement will be ranked in the top half of the states nationally. To achieve this goal, we must become one of the fastest improving systems in the country.

2020 Goal: TBD

Abbreviations Key

N/A Not Applicable N/AV Not Available N/C Not Collected N/R Not Reported I/S Insufficient Sample TBD To be determined
 NI Newly Identified CSI Continuing School Improvement CA Corrective Action RP Plan to Restructure R Restructure DELAY School Improvement Status HOLD School Improvement Status

Jefferson Elementary [Chesterfield County]

SCHOOL PROFILE

	Our School	Change from Last Year	Elementary Schools with Students Like Ours	Median Elementary School
Students (n=365)				
Retention rate	1.2%	Down from 4.1%	2.7%	2.3%
Attendance rate	96.3%	Up from 96.1%	96.1%	96.3%
Eligible for gifted and talented	11.2%	Down from 12.7%	9.2%	10.4%
With disabilities other than speech	6.0%	Up from 5.0%	8.7%	7.5%
Out-of-school suspensions or expulsions for violent &/or criminal offenses	0.0%	No Change	0.0%	0.0%
Teachers (n=23)				
Teachers with advanced degrees	73.9%	Up from 64.0%	57.4%	56.7%
Continuing contract teachers	87.0%	Down from 88.0%	80.0%	77.3%
Teachers with emergency or provisional certificates	0.0%	No Change	0.0%	0.0%
Teachers returning from previous year	87.8%	Down from 92.6%	87.5%	86.4%
Teacher attendance rate	94.9%	Down from 95.0%	94.7%	94.9%
Average teacher salary	\$46,659	Up 5.7%	\$45,421	\$45,345
Classes not taught by highly qualified teachers	0.0%	Down from 4.8%	0.0%	0.0%
School				
Principal's years at school	3.0	Up from 2.0	4.0	4.0
Student-teacher ratio in core subjects	17.1 to 1	Down from 21.4 to 1	18.5 to 1	18.5 to 1
Prime instructional time	88.3%	Up from 87.8%	89.2%	89.8%
Opportunities in the arts	Good	No Change	Good	Good
SACS accreditation	Yes	No Change	Yes	Yes
Character development program	Excellent	Up from Good	Excellent	Excellent
Dollars spent per pupil*	\$6,269	Up 3.7%	\$7,004	\$7,052
Percent of expenditures for instruction*	72.3%	Down from 74.3%	68.9%	69.1%
Percent of expenditures for teacher salaries*	67.9%	Down from 69.3%	64.9%	64.2%
% of AYP objectives met	88.2%		85.7%	85.7%

* Prior year audited financial data available.

EVALUATION RESULTS

	Teachers	Students*	Parents*
Number of surveys returned	29	46	43
Percent satisfied with learning environment	93.1%	78.3%	82.5%
Percent satisfied with social and physical environment	100.0%	82.6%	86.0%
Percent satisfied with school-home relations	89.7%	91.1%	81.0%

*Only students at the highest elementary school grade level at this school and their parents were included.

REPORT OF PRINCIPAL AND SCHOOL IMPROVEMENT COUNCIL

The 2007-2008 school year at Jefferson Elementary School has proven to be a successful year. Our students continue to make significant gains in academics, athletics, and community service. We are proud of their accomplishments.

Jefferson Elementary School strives to meet the rigorous requirements set forth by No Child Left Behind (NCLB). All certified and non-certified staff meets the "Highly Qualified" status defined by NCLB. Students at Jefferson Elementary continue to increase PACT scores in all areas. For this effort, our school has earned a "Good" classification for improvement rating on the School Report Card for the past four years. As a result of this accomplishment, Jefferson Elementary School has been recognized as a Palmetto Silver Award winning school in 2004-2005, 2005-2006, 2006-07, and 2007-08.

In addition to instruction received in the classroom, Jefferson Elementary tries to enrich and broaden the students' educational experiences through various extracurricular activities. Educational field trips are taken to aquariums, museums, zoos, and state parks. The artist-in-residence program has sponsored clay artist, Patz Fowle, to work with all grade levels. SCRI sponsored a visit from author Coleman Bennett for the entire school. Sandhills Fire Department spends one day with us in October to demonstrate to students aspects of fire safety. PTO has sponsored many activities this year for students including: Mega Party, Accelerated Reader Year-end Yard Party, Talent Show, Awards Days, and student dances.

Again this year, our students have proven their athletic potential. Twelve second grade, thirteen third grade, sixteen fourth grade, and twenty-five fifth grade students have achieved their Healthy Zone on the Fitnessgram and qualified for an award. The students are required to perform activities that measure strength, flexibility, and endurance.

Jefferson Elementary students have the opportunity to participate in various community service projects. This year the students have raised \$6,000+ for The American Cancer Society through Relay for Life and \$1,600 for St. Jude Children's Hospital and collected 56 pints of blood for the Red Cross.

Jefferson Elementary School is committed to excellence and is proud to provide a safe and nurturing environment that challenges all of its students to grow and learn. With the support of parents, community, and businesses, the students of our school will continue this tradition.

Wendy Folsom, Principal Jefferson Elementary School
Christy Mullis, School Improvement Council Chair

Comprehensive detail, including definitions of rating, performance criteria, and explanations of status, is available on www.ed.sc.gov and www.eoc.sc.gov as well as school and school district websites.

Printed versions are available from school districts upon request.

Abbreviations Key

N/A Not Applicable N/AV Not Available N/C Not Collected N/R Not Reported I/S Insufficient Sample TBD To be determined
NI Newly Identified CSI Continuing School Improvement CA Corrective Action RP Plan to Restructure R Restructure DELAY School Improvement Status HOLD School Improvement Status