



# SC Annual School Report Card Summary

Edwards Elementary  
Chesterfield County

Grades: PK-5

Enrollment: 570

Principal: Vickie D. Buckner

Superintendent: Dr. John E. Williams

Board Chair: Chad Vick

## PERFORMANCE

Comprehensive detail, including definitions of ratings, performance criteria, and explanations of status, is available on [www.ed.sc.gov](http://www.ed.sc.gov) and [www.eoc.sc.gov](http://www.eoc.sc.gov) as well as school and school district websites. Printed versions are available from school districts upon request.

YEAR	ABSOLUTE RATING	GROWTH RATING	PALMETTO GOLD/SILVER AWARD	AYP STATUS	NCLB IMPROVEMENT STATUS
2008	Average	At-Risk	TBD	Not Met	N/A
2007	Average	Below Average	N/A	Met	N/A
2006	Average	At-Risk	N/A	Met	N/A

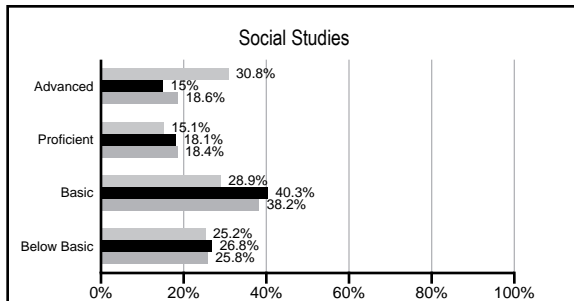
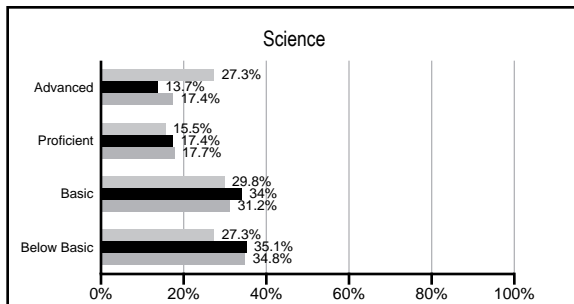
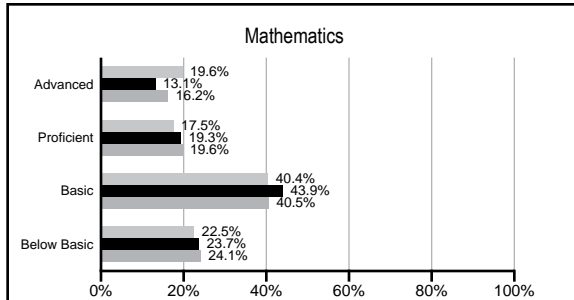
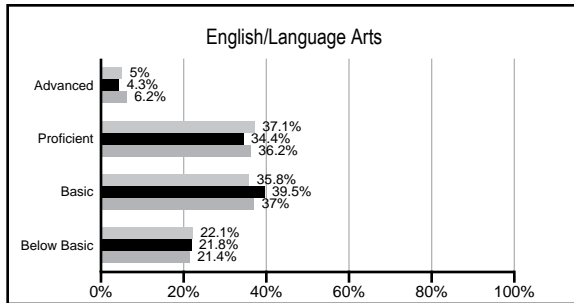
## ABSOLUTE RATINGS OF ELEMENTARY SCHOOLS WITH STUDENTS LIKE OURS\*

EXCELLENT	GOOD	AVERAGE	BELOW AVERAGE	AT-RISK
0	4	48	38	1

\* Ratings are calculated with data available by 02/17/2009. Schools with Students like Ours are Elementary Schools with poverty indices of no more than 5% above or below the index for this school.

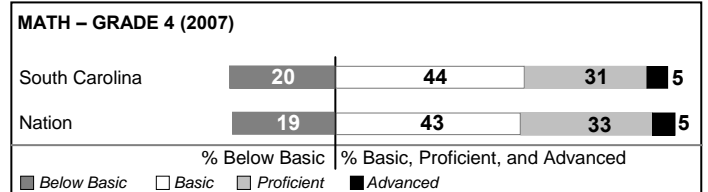
## PACT PERFORMANCE

Our School    Elementary Schools with Students Like Ours    Elementary schools statewide



## NAEP PERFORMANCE\*

\* Performance reported for SC and nation, data not available at school level. Percentages at NAEP Achievement Levels.



## SC PERFORMANCE GOAL

2010 Goal:

*By 2010, SC's student achievement will be ranked in the top half of the states nationally. To achieve this goal, we must become one of the fastest improving systems in the country.*

2020 Goal: TBD

### Abbreviations Key

N/A Not Applicable N/AV Not Available N/C Not Collected N/R Not Reported I/S Insufficient Sample TBD To be determined  
NI Newly Identified CSI Continuing School Improvement CA Corrective Action RP Plan to Restructure R Restructure DELAY School Improvement Status HOLD School Improvement Status

# Edwards Elementary [Chesterfield County]

## SCHOOL PROFILE

	Our School	Change from Last Year	Elementary Schools with Students Like Ours	Median Elementary School
<b>Students (n=570)</b>				
Retention rate	0.6%	Up from 0.4%	2.8%	2.3%
Attendance rate	95.6%	Up from 95.5%	96.1%	96.3%
Eligible for gifted and talented	14.7%	No Change	9.2%	10.4%
With disabilities other than speech	4.1%	Down from 4.4%	8.8%	7.5%
Out-of-school suspensions or expulsions for violent &/or criminal offenses	0.0%	No Change	0.0%	0.0%
<b>Teachers (n=37)</b>				
Teachers with advanced degrees	75.7%	Up from 75.0%	57.4%	56.7%
Continuing contract teachers	86.5%	Down from 91.7%	80.0%	77.3%
Teachers with emergency or provisional certificates	0.0%	No Change	0.0%	0.0%
Teachers returning from previous year	92.1%	Up from 88.5%	87.3%	86.4%
Teacher attendance rate	93.9%	Down from 94.0%	94.7%	94.9%
Average teacher salary	\$45,053	Up 2.4%	\$45,391	\$45,345
Classes not taught by highly qualified teachers	0.0%	No Change	0.0%	0.0%
<b>School</b>				
Principal's years at school	4.0	Up from 3.0	4.0	4.0
Student-teacher ratio in core subjects	20.8 to 1	Down from 21.3 to 1	18.6 to 1	18.5 to 1
Prime instructional time	87.1%	Up from 87.0%	89.2%	89.8%
Opportunities in the arts	Good	No Change	Good	Good
SACS accreditation	Yes	No Change	Yes	Yes
Character development program	Good	Down from Excellent	Excellent	Excellent
Dollars spent per pupil*	\$5,611	Up 9.6%	\$7,004	\$7,052
Percent of expenditures for instruction*	73.1%	Down from 73.3%	68.9%	69.1%
Percent of expenditures for teacher salaries*	67.0%	Down from 70.1%	64.9%	64.2%
% of AYP objectives met	88.2%		85.7%	85.7%

\* Prior year audited financial data available.

## REPORT OF PRINCIPAL AND SCHOOL IMPROVEMENT COUNCIL

Moving into our new building was the highlight of the 07-08 school year. Our new facility is spacious and equipped with state of the art technology. A special ceremony was held January 6, followed by a community-wide Open House.

Edwards met its AYP goals and once again became a school of choice. Several areas of PACT exceeded the state's scores: 3rd grade Math, Science and Social Studies; 4th grade ELA, Math, and Science; and 5th grade ELA, Math, Science, and Social Studies. All teachers are "highly qualified" with 8 being Nationally Board Certified. Edwards is accredited by the Southern Association of Colleges and Schools.

Students at Edwards continue their involvement in the arts. A "Fine Arts Celebration Week" was held, which included special events each day for the students. Kindergarten students performed in "The Three Nanny Goats Gruff," 1st grade presented "Peter Rabbit," 3rd grade highlighted special SC events in their SC History Day Program, and 4th grade presented a musical titled "An All American Christmas." EES Chorus has performed several times this year for the student body, parents, at nearby nursing homes, and at the local Veterans Day parade.

Our school continues to stress the importance of community service by holding several fund-raisers for Paws & Claws, March of Dimes, St. Jude's Hospital, and Relay for Life.

I thank the faculty/staff, students, parents, and community for making Edwards such a successful school.

Vickie D. Buckner, Principal  
 Marcilla Wallace, School Improvement Council  
 Chairperson

## EVALUATION RESULTS

	Teachers	Students*	Parents*
Number of surveys returned	41	77	40
Percent satisfied with learning environment	97.5%	83.1%	95.0%
Percent satisfied with social and physical environment	97.6%	84.2%	97.5%
Percent satisfied with school-home relations	97.6%	86.8%	89.7%

\*Only students at the highest elementary school grade level at this school and their parents were included.

Comprehensive detail, including definitions of rating, performance criteria, and explanations of status, is available on [www.ed.sc.gov](http://www.ed.sc.gov) and [www.eoc.sc.gov](http://www.eoc.sc.gov) as well as school and school district websites.

Printed versions are available from school districts upon request.

### Abbreviations Key

N/A Not Applicable N/AV Not Available N/C Not Collected N/R Not Reported I/S Insufficient Sample TBD To be determined  
 NI Newly Identified CSI Continuing School Improvement CA Corrective Action RP Plan to Restructure R Restructure DELAY School Improvement Status HOLD School Improvement Status