



SC Annual School Report Card Summary

Sandy Run Elementary
Calhoun
Grades: PK-5 Enrollment: 234
Principal: George Kierman.
Superintendent: James K. Westbury
Board Chair: Thomas Arant

PERFORMANCE

Comprehensive detail, including definitions of ratings, performance criteria, and explanations of status, is available on www.ed.sc.gov and www.eoc.sc.gov as well as school and school district websites. Printed versions are available from school districts upon request.

YEAR	ABSOLUTE RATING	GROWTH RATING	PALMETTO GOLD/SILVER AWARD	AYP STATUS	NCLB IMPROVEMENT STATUS
2008	Good	At-Risk	TBD	Met	N/A
2007	Good	Average	N/A	Met	N/A
2006	Good	Below Average	N/A	Not Met	N/A

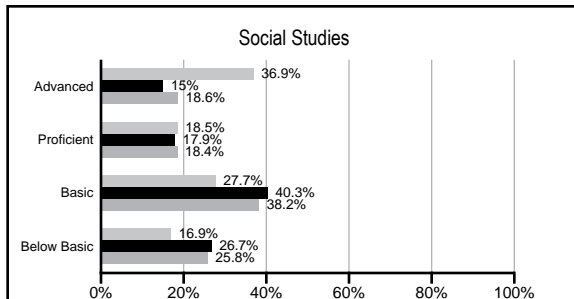
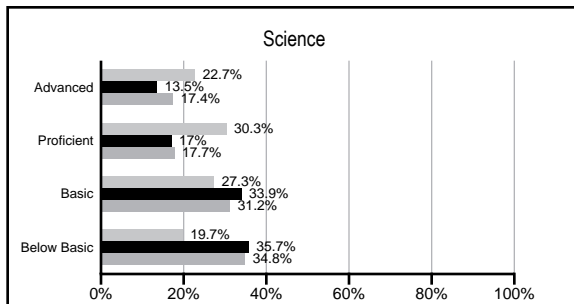
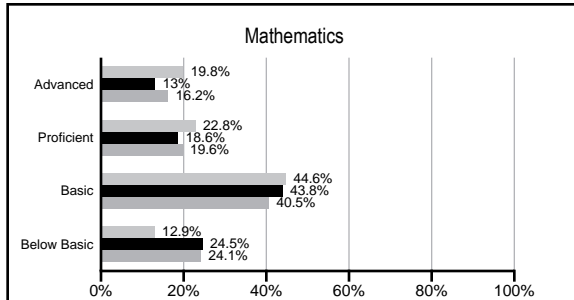
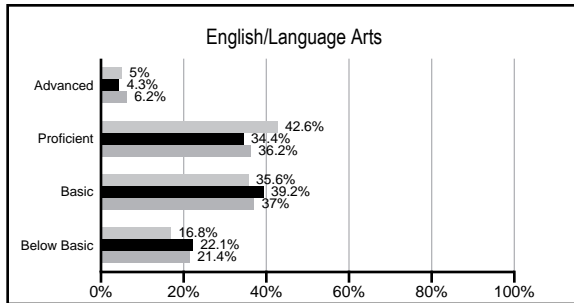
ABSOLUTE RATINGS OF ELEMENTARY SCHOOLS WITH STUDENTS LIKE OURS*

EXCELLENT	GOOD	AVERAGE	BELOW AVERAGE	AT-RISK
0	3	47	35	1

* Ratings are calculated with data available by 02/17/2009. Schools with Students like Ours are Elementary Schools with poverty indices of no more than 5% above or below the index for this school.

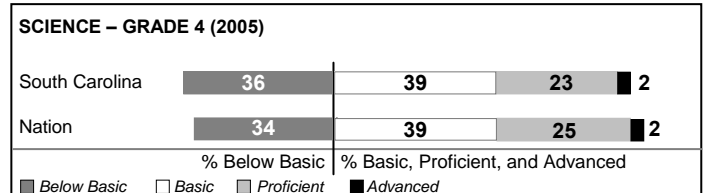
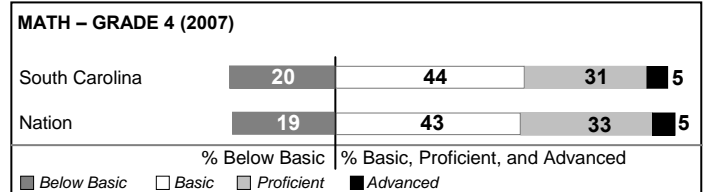
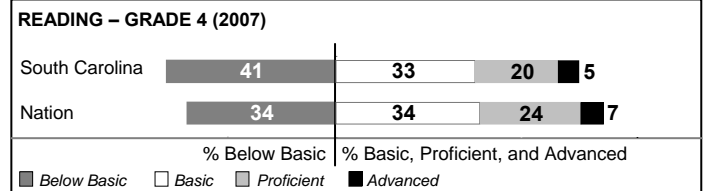
PACT PERFORMANCE

Our School
 Elementary Schools with Students Like Ours
 Elementary schools statewide



NAEP PERFORMANCE*

* Performance reported for SC and nation, data not available at school level. Percentages at NAEP Achievement Levels.



SC PERFORMANCE GOAL

2010 Goal:

By 2010, SC's student achievement will be ranked in the top half of the states nationally. To achieve this goal, we must become one of the fastest improving systems in the country.

2020 Goal: TBD

Abbreviations Key

N/A Not Applicable N/AV Not Available N/C Not Collected N/R Not Reported I/S Insufficient Sample TBD To be determined
 NI Newly Identified CSI Continuing School Improvement CA Corrective Action RP Plan to Restructure R Restructure DELAY School Improvement Status HOLD School Improvement Status

Sandy Run Elementary [Calhoun]

SCHOOL PROFILE

	Our School	Change from Last Year	Elementary Schools with Students Like Ours	Median Elementary School
Students (n=234)				
Retention rate	4.1%	Up from 2.7%	2.9%	2.3%
Attendance rate	95.7%	Down from 95.8%	96.2%	96.3%
Eligible for gifted and talented	15.1%	Up from 0.0%	9.7%	10.4%
With disabilities other than speech	11.6%	Up from 7.5%	8.6%	7.5%
Out-of-school suspensions or expulsions for violent &/or criminal offenses	0.0%	No Change	0.0%	0.0%
Teachers (n=19)				
Teachers with advanced degrees	63.2%	Up from 47.6%	58.0%	56.7%
Continuing contract teachers	94.7%	Down from 95.2%	80.3%	77.3%
Teachers with emergency or provisional certificates	0.0%	Down from 5.3%	0.0%	0.0%
Teachers returning from previous year	91.1%	Up from 74.5%	87.2%	86.4%
Teacher attendance rate	95.4%	Down from 96.0%	94.8%	94.9%
Average teacher salary	\$47,138	Up 5.7%	\$45,391	\$45,345
Classes not taught by highly qualified teachers	0.0%	Down from 4.9%	0.0%	0.0%
School				
Principal's years at school	1.0	Down from 8.0	4.0	4.0
Student-teacher ratio in core subjects	17.1 to 1	Up from 14.8 to 1	18.5 to 1	18.5 to 1
Prime instructional time	90.1%	Down from 91.0%	89.4%	89.8%
Opportunities in the arts	Good	No Change	Good	Good
SACS accreditation	Yes	No Change	Yes	Yes
Character development program	Average	Down from Good	Excellent	Excellent
Dollars spent per pupil*	\$9,180	Up 10.6%	\$6,893	\$7,052
Percent of expenditures for instruction*	64.4%	Down from 67.6%	68.7%	69.1%
Percent of expenditures for teacher salaries*	62.9%	Down from 65.2%	64.9%	64.2%
% of AYP objectives met	100.0%		88.2%	85.7%

* Prior year audited financial data available.

REPORT OF PRINCIPAL AND SCHOOL IMPROVEMENT COUNCIL

Sandy Run Elementary School is currently in the process of expanding to a CD - 8th grade school, which will be completed by the 2009 - 2010 school year. Sandy Run is a unique and diverse school that brings in students from all walks of life. The greatest attribute that Sandy Run possesses is the quality of the students that enter the front doors. The students come with a sense of pride and self-worth that translates into a positive academic experience.

Technology has always been a cornerstone to the success at Sandy Run. All academic teachers have five internet computers, along with a Smart Board in their classroom. We also have a fully functional computer lab that features twenty computers.

Schools can only be successful if the community, parents/guardians, teachers, and students work together in one cohesive unit. Sandy Run Elementary School has all of these stakeholders working together to help make Sandy Run the best school it can be.

EVALUATION RESULTS

	Teachers	Students*	Parents*
Number of surveys returned	19	41	30
Percent satisfied with learning environment	94.7%	97.6%	96.7%
Percent satisfied with social and physical environment	100.0%	92.7%	90.0%
Percent satisfied with school-home relations	83.3%	92.7%	92.9%

*Only students at the highest elementary school grade level at this school and their parents were included.

Comprehensive detail, including definitions of rating, performance criteria, and explanations of status, is available on www.ed.sc.gov and www.eoc.sc.gov as well as school and school district websites.

Printed versions are available from school districts upon request.

Abbreviations Key

N/A Not Applicable N/AV Not Available N/C Not Collected N/R Not Reported I/S Insufficient Sample TBD To be determined
 NI Newly Identified CSI Continuing School Improvement CA Corrective Action RP Plan to Restructure R Restructure DELAY School Improvement Status HOLD School Improvement Status