



SC Annual School Report Card Summary

Guinyard Elementary
Calhoun

Grades: PK-5

Enrollment: 644

Principal: Dr. Jacqueline Mayo

Superintendent: James K. Westbury

Board Chair: Thomas Arant

PERFORMANCE

Comprehensive detail, including definitions of ratings, performance criteria, and explanations of status, is available on www.ed.sc.gov and www.eoc.sc.gov as well as school and school district websites. Printed versions are available from school districts upon request.

YEAR	ABSOLUTE RATING	GROWTH RATING	PALMETTO GOLD/SILVER AWARD	AYP STATUS	NCLB IMPROVEMENT STATUS
2008	Average	Below Average	TBD	Met	N/A
2007	Average	At-Risk	N/A	Met	N/A
2006	Average	Below Average	N/A	Met	N/A

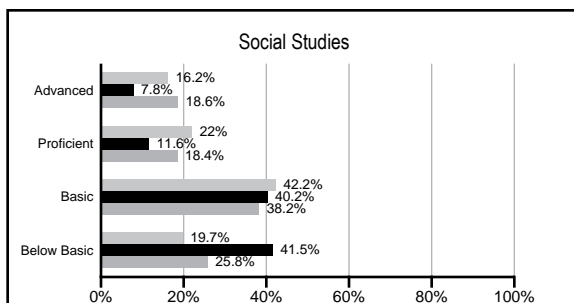
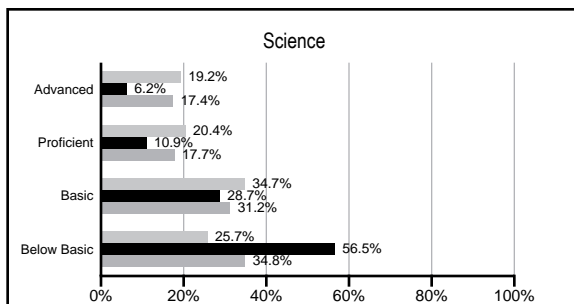
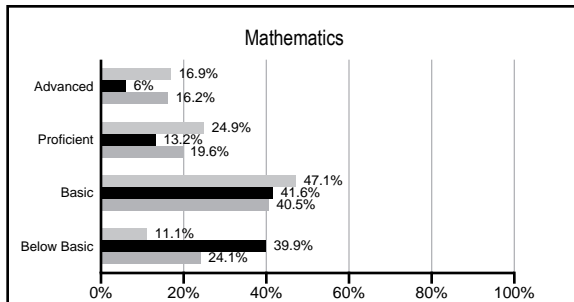
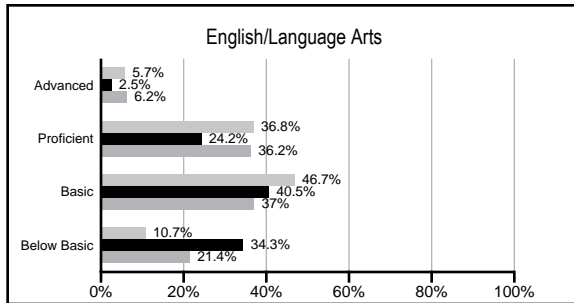
ABSOLUTE RATINGS OF ELEMENTARY SCHOOLS WITH STUDENTS LIKE OURS*

EXCELLENT	GOOD	AVERAGE	BELOW AVERAGE	AT-RISK
0	4	4	41	60

* Ratings are calculated with data available by 02/17/2009. Schools with Students like Ours are Elementary Schools with poverty indices of no more than 5% above or below the index for this school.

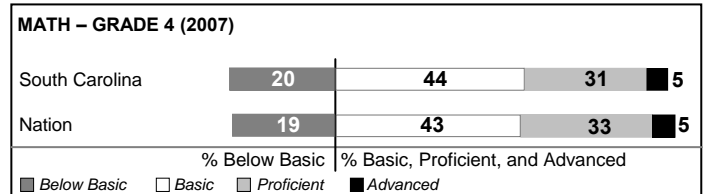
PACT PERFORMANCE

Our School
 Elementary Schools with Students Like Ours
 Elementary schools statewide



NAEP PERFORMANCE*

* Performance reported for SC and nation, data not available at school level. Percentages at NAEP Achievement Levels.



SC PERFORMANCE GOAL

2010 Goal:

By 2010, SC's student achievement will be ranked in the top half of the states nationally. To achieve this goal, we must become one of the fastest improving systems in the country.

2020 Goal: TBD

Abbreviations Key

N/A Not Applicable N/AV Not Available N/C Not Collected N/R Not Reported I/S Insufficient Sample TBD To be determined

NI Newly Identified CSI Continuing School Improvement CA Corrective Action RP Plan to Restructure R Restructure DELAY School Improvement Status HOLD School Improvement Status

Guinyard Elementary [Calhoun]

SCHOOL PROFILE

	Our School	Change from Last Year	Elementary Schools with Students Like Ours	Median Elementary School
Students (n=644)				
Retention rate	9.3%	Up from 5.1%	3.1%	2.3%
Attendance rate	96.0%	No Change	96.0%	96.3%
Eligible for gifted and talented	7.4%	Up from 4.2%	2.9%	10.4%
With disabilities other than speech	8.4%	Up from 3.9%	7.8%	7.5%
Out-of-school suspensions or expulsions for violent &/or criminal offenses	0.0%	No Change	0.0%	0.0%
Teachers (n=49)				
Teachers with advanced degrees	49.0%	Up from 48.9%	54.5%	56.7%
Continuing contract teachers	71.4%	Down from 80.9%	69.0%	77.3%
Teachers with emergency or provisional certificates	2.4%	Up from 0.0%	0.0%	0.0%
Teachers returning from previous year	83.6%	Up from 82.4%	82.6%	86.4%
Teacher attendance rate	93.6%	Up from 92.2%	95.0%	94.9%
Average teacher salary	\$46,255	Up 4.4%	\$43,876	\$45,345
Classes not taught by highly qualified teachers	1.6%	Up from 0.0%	1.0%	0.0%
School				
Principal's years at school	5.0	Up from 4.0	3.0	4.0
Student-teacher ratio in core subjects	15.3 to 1	Down from 17.7 to 1	16.6 to 1	18.5 to 1
Prime instructional time	88.5%	Up from 86.9%	89.4%	89.8%
Opportunities in the arts	Good	No Change	Good	Good
SACS accreditation	Yes	No Change	Yes	Yes
Character development program	Average	No Change	Excellent	Excellent
Dollars spent per pupil*	\$7,229	Up 0.6%	\$8,172	\$7,052
Percent of expenditures for instruction*	68.3%	Up from 67.4%	68.5%	69.1%
Percent of expenditures for teacher salaries*	66.1%	Up from 64.5%	61.0%	64.2%
% of AYP objectives met	100.0%		69.2%	85.7%

* Prior year audited financial data available.

EVALUATION RESULTS

	Teachers	Students*	Parents*
Number of surveys returned	34	84	56
Percent satisfied with learning environment	72.7%	91.5%	63.6%
Percent satisfied with social and physical environment	82.4%	84.0%	64.3%
Percent satisfied with school-home relations	75.8%	84.8%	72.7%

*Only students at the highest elementary school grade level at this school and their parents were included.

REPORT OF PRINCIPAL AND SCHOOL IMPROVEMENT COUNCIL

The 2007 - 2008 school year was a very successful one for Guinyard Elementary. We have received many recognitions on both the federal and state level. For the fourth straight year, we have met the federal guidelines for Adequate Yearly Progress (AYP). Both our students and teachers worked very hard to accomplish this goal. The South Carolina Department of Education recognized us as having one of the best single gender programs in the state. Thirteen of our students have been identified as "Duke Scholars." Each year, the federal government recognizes one teacher from each of the fifty states for their outstanding teaching. The teacher selected from South Carolina was our very own Ms. Wanda Green. Also, the district winner for the Lieutenant Governor's Writing Award was a student from Guinyard.

Next school year, our Montessori program will expand to include an upper elementary class and serve students through the fourth grade. At Guinyard Elementary, we believe that education should address the uniqueness of our students. This philosophy has led us to serve our children through several innovative intervention programs such as Junior Kindergarten, Junior First, Junior Second, and Junior Third grades. Our differentiated approach to instruction is evident through our literacy groups, pre-literacy groups, and writing groups. Some of our students received interventions throughout the school day from our reading specialists, and others received interventions in our after-school and Saturday-school program. This year, we expanded our single gender program to include the girls. We are proud to say that our school has been selected to participate in the Teacher Advancement Program (TAP), a professional development program for teachers. The academic curriculum was supplemented by field trips, assemblies, and the science lab.

Highlights of the school year included a Valentine's Day Ball, a carnival, Celebration of the Arts, a Little Miss and Mister Guinyard Pageant, a Black History Month play presented by the fifth grade, Family Science Night, Family Literacy Night, and a PACT Rally. Also, our teachers presented at the Professional Development School's National Conference and South Carolina's Single Gender Conference.

In closing, Guinyard's staff is very grateful for all the support it has received from the School Improvement Council and the PTA. A special thank you is extended to our district, school volunteers, parents, community, and students for their continued support.

Retana G. Reed, Chairperson, School Improvement Council
Dr. Jacqueline Mayo, Principal

Comprehensive detail, including definitions of rating, performance criteria, and explanations of status, is available on www.ed.sc.gov and www.eoc.sc.gov as well as school and school district websites.

Printed versions are available from school districts upon request.

Abbreviations Key

N/A Not Applicable N/AV Not Available N/C Not Collected N/R Not Reported I/S Insufficient Sample TBD To be determined

NI Newly Identified CSI Continuing School Improvement CA Corrective Action RP Plan to Restructure R Restructure DELAY School Improvement Status HOLD School Improvement Status