



SC Annual School Report Card Summary

Daniel Island School
Berkeley
Grades: PK-8 Enrollment: 793
Principal: Lori Dibble
Superintendent: Dr. J. Chester Floyd
Board Chair: Douglas Cooper

PERFORMANCE

Comprehensive detail, including definitions of ratings, performance criteria, and explanations of status, is available on www.ed.sc.gov and www.eoc.sc.gov as well as school and school district websites. Printed versions are available from school districts upon request.

YEAR	ABSOLUTE RATING	GROWTH RATING	PALMETTO GOLD/SILVER AWARD	AYP STATUS	NCLB IMPROVEMENT STATUS
2008	Excellent	Below Average	TBD	Not Met	N/A
2007	Good	Good	N/A	Not Met	N/A
2006	N/A	N/A	N/A	N/A	N/A

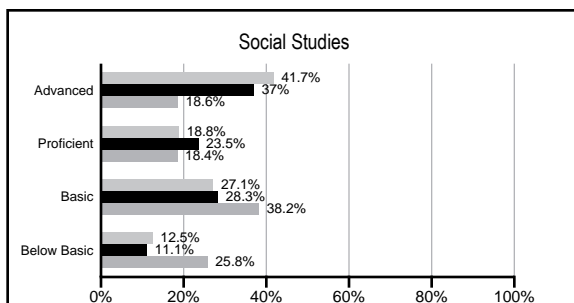
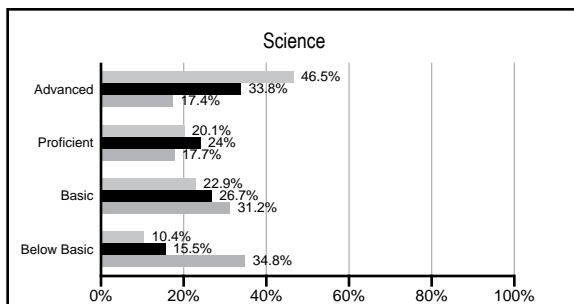
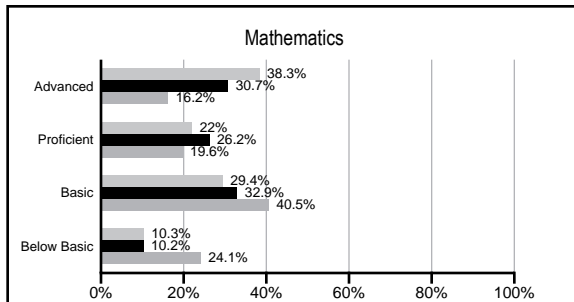
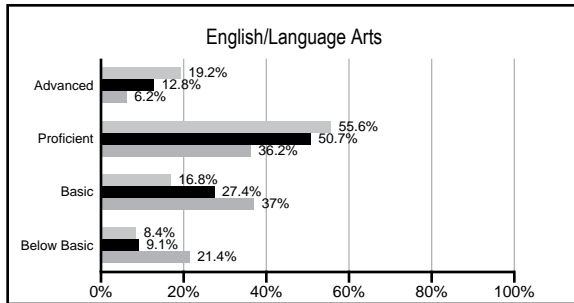
ABSOLUTE RATINGS OF ELEMENTARY SCHOOLS WITH STUDENTS LIKE OURS*

EXCELLENT	GOOD	AVERAGE	BELOW AVERAGE	AT-RISK
6	20	3	0	0

* Ratings are calculated with data available by 02/17/2009. Schools with Students like Ours are Elementary Schools with poverty indices of no more than 5% above or below the index for this school.

PACT PERFORMANCE

Our School
 Elementary Schools with Students Like Ours
 Elementary schools statewide



NAEP PERFORMANCE*

* Performance reported for SC and nation, data not available at school level. Percentages at NAEP Achievement Levels.



SC PERFORMANCE GOAL

2010 Goal:

By 2010, SC's student achievement will be ranked in the top half of the states nationally. To achieve this goal, we must become one of the fastest improving systems in the country.

2020 Goal: TBD

Abbreviations Key

N/A Not Applicable N/AV Not Available N/C Not Collected N/R Not Reported I/S Insufficient Sample TBD To be determined
 NI Newly Identified CSI Continuing School Improvement CA Corrective Action RP Plan to Restructure R Restructure DELAY School Improvement Status HOLD School Improvement Status

Daniel Island School [Berkeley]

SCHOOL PROFILE

	Our School	Change from Last Year	Elementary Schools with Students Like Ours	Median Elementary School
Students (n=793)				
Retention rate	0.9%	Down from 1.9%	1.0%	2.3%
Attendance rate	96.6%	Up from 96.5%	97.0%	96.3%
Eligible for gifted and talented	24.0%	Up from 23.5%	26.7%	10.4%
With disabilities other than speech	5.9%	Up from 3.4%	6.2%	7.5%
Out-of-school suspensions or expulsions for violent &/or criminal offenses	0.3%	Up from 0.2%	0.0%	0.0%
Teachers (n=51)				
Teachers with advanced degrees	64.7%	Down from 66.7%	60.4%	56.7%
Continuing contract teachers	60.8%	Down from 61.1%	83.1%	77.3%
Teachers with emergency or provisional certificates	0.0%	Down from 3.8%	0.0%	0.0%
Teachers returning from previous year	N/A	N/A	86.6%	86.4%
Teacher attendance rate	95.2%	Down from 97.0%	95.0%	94.9%
Average teacher salary	\$42,292	Up 0.2%	\$46,736	\$45,345
Classes not taught by highly qualified teachers	0.0%	No Change	0.0%	0.0%
School				
Principal's years at school	1.0	No Change	4.5	4.0
Student-teacher ratio in core subjects	20.5 to 1	Up from 16.1 to 1	19.6 to 1	18.5 to 1
Prime instructional time	90.6%	Down from 91.2%	90.3%	89.8%
Opportunities in the arts	Good	No Change	Good	Good
SACS accreditation	Yes	No Change	Yes	Yes
Character development program	Good	Down from Excellent	Excellent	Excellent
Dollars spent per pupil*	\$7,824	N/A	\$6,779	\$7,052
Percent of expenditures for instruction*	50.5%	N/A	72.0%	69.1%
Percent of expenditures for teacher salaries*	45.1%	N/A	63.2%	64.2%
% of AYP objectives met	76.5%		88.2%	85.7%

* Prior year audited financial data available.

EVALUATION RESULTS

	Teachers	Students*	Parents*
Number of surveys returned	44	65	52
Percent satisfied with learning environment	88.6%	93.8%	92.3%
Percent satisfied with social and physical environment	93.2%	83.1%	86.5%
Percent satisfied with school-home relations	93.2%	83.1%	88.2%

*Only students at the highest elementary school grade level at this school and their parents were included.

REPORT OF PRINCIPAL AND SCHOOL IMPROVEMENT COUNCIL

Daniel Island School has successfully completed its second year as a pre-k through 8th grade school. This uniquely structured school is nestled in a community located on Daniel Island. Its rich, diverse population draws from all states around the nation, as families move into the area, as well as the surrounding rural areas. We celebrate the differences and take advantage of the unique cultures that have come together in this learning environment.

In this rapidly growing area, our enrollment increased from roughly 575 students in June 07 to almost 800 currently. The community is excited about the initiatives we have started and provides endless hours of volunteer time to support our efforts. Our Adopt-a-Teacher Program has taken on a new look. This program is geared to bring the business community into the classroom. Businesses are working side-by-side with teachers, providing hands on learning experiences for children with things like scale drawing and creating a business from scratch.

Parent Pals is a way for parents and community members to give back to a child. Mini training sessions are provided to allow them to feel comfortable when they steal away for an hour a day or a week to come and read to a buddy. Another buddy program we started is our Osprey Buddies. Students are matched up with other students to provide support, assistance, and friendship.

We are proud of our student accomplishments. One of our fifth graders placed second in the District Lieutenant Governor's Writing contest, one student made All County Orchestra, eight students made All County Chorus, over \$1,000 was raised for the Lymphoma and Leukemia Society, we had eleven district Reflections winners and six 1st place overall, one student was recognized at the state level for his entry into the Doodle for Google contest, one student received the Duke Tip and six were recognized as Jr. Scholars, fifteen student ambassadors made up our Student Council, and several students participate in our Taiko Drumming class and present locally. Students and faculty participated in Jumprope for Heart, Relay for Life, a blood drive, and our Christmas Toy Drive. Our teachers are active members of school, district, and state organizations and committees. They assist with coaching athletic teams at the school, volunteer to teach summer programs, and provide enriched tutoring experiences before and after school.

We believe in positive interactions with children and have worked hard this year to create a climate that supports that belief. Children are recognized on a regular basis for positive choices, improved grades, outstanding grades, and display of quality character.

Though we are proud of the successes we have experienced this year, we look forward to all the accomplishments ahead. As we travel on this learning journey together, we embrace the lessons life teaches us through all aspects of our day.

Lori Dibble, Principal
Stacey Lindbergh, SIC Chairperson

Comprehensive detail, including definitions of rating, performance criteria, and explanations of status, is available on www.ed.sc.gov and www.eoc.sc.gov as well as school and school district websites.

Printed versions are available from school districts upon request.

Abbreviations Key

N/A Not Applicable N/AV Not Available N/C Not Collected N/R Not Reported I/S Insufficient Sample TBD To be determined

NI Newly Identified CSI Continuing School Improvement CA Corrective Action RP Plan to Restructure R Restructure DELAY School Improvement Status HOLD School Improvement Status