



SC Annual School Report Card Summary

Westview Primary
 Berkeley
 Grades: PK-3 Enrollment: 969
 Principal: Lucretia Carter, Ed.D.
 Superintendent: Dr. J. Chester Floyd
 Board Chair: Douglas Cooper

PERFORMANCE

Comprehensive detail, including definitions of ratings, performance criteria, and explanations of status, is available on www.ed.sc.gov and www.eoc.sc.gov as well as school and school district websites. Printed versions are available from school districts upon request.

YEAR	ABSOLUTE RATING	GROWTH RATING	PALMETTO GOLD/SILVER AWARD	AYP STATUS	NCLB IMPROVEMENT STATUS
2008	Average	Average	TBD	Not Met	N/A
2007	Average	Below Average	N/A	Met	N/A
2006	Average	N/A	N/A	Met	N/A

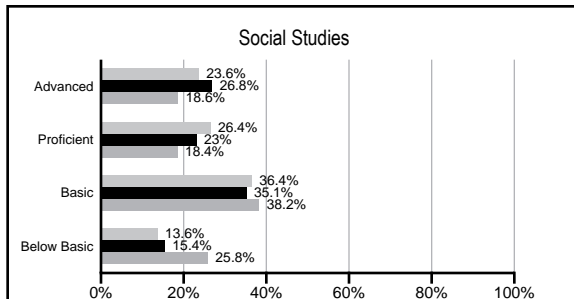
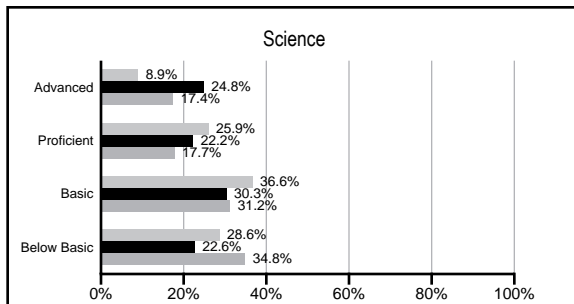
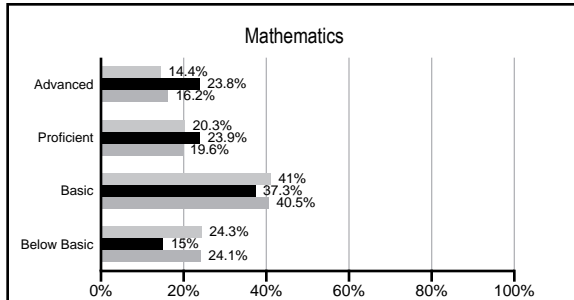
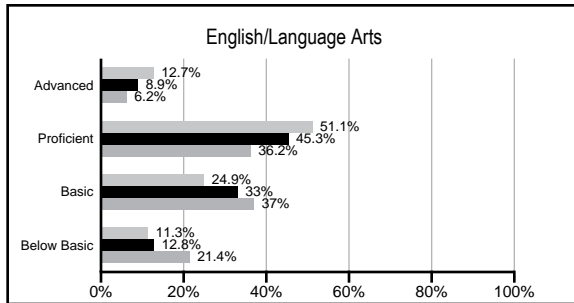
ABSOLUTE RATINGS OF ELEMENTARY SCHOOLS WITH STUDENTS LIKE OURS*

EXCELLENT	GOOD	AVERAGE	BELOW AVERAGE	AT-RISK
4	26	29	1	0

* Ratings are calculated with data available by 02/17/2009. Schools with Students like Ours are Elementary Schools with poverty indices of no more than 5% above or below the index for this school.

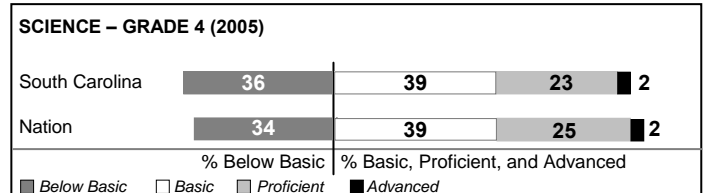
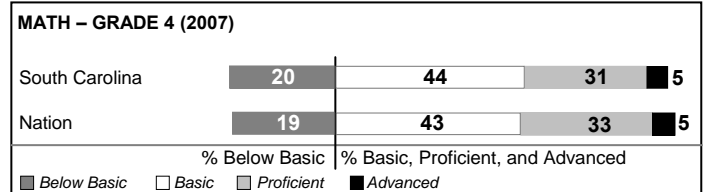
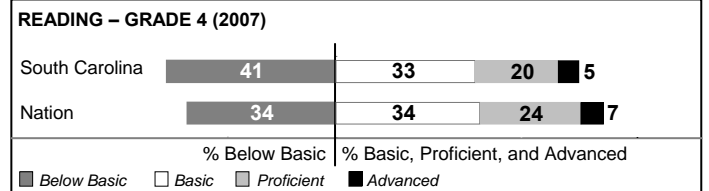
PACT PERFORMANCE

Our School
 Elementary Schools with Students Like Ours
 Elementary schools statewide



NAEP PERFORMANCE*

* Performance reported for SC and nation, data not available at school level. Percentages at NAEP Achievement Levels.



SC PERFORMANCE GOAL

2010 Goal:

By 2010, SC's student achievement will be ranked in the top half of the states nationally. To achieve this goal, we must become one of the fastest improving systems in the country.

2020 Goal: TBD

Abbreviations Key

N/A Not Applicable N/AV Not Available N/C Not Collected N/R Not Reported I/S Insufficient Sample TBD To be determined
 NI Newly Identified CSI Continuing School Improvement CA Corrective Action RP Plan to Restructure R Restructure DELAY School Improvement Status HOLD School Improvement Status

Westview Primary [Berkeley]

SCHOOL PROFILE

	Our School	Change from Last Year	Elementary Schools with Students Like Ours	Median Elementary School
Students (n=969)				
Retention rate	7.9%	Up from 5.5%	1.8%	2.3%
Attendance rate	96.0%	Up from 95.9%	96.5%	96.3%
Eligible for gifted and talented	20.1%	Up from 8.8%	17.7%	10.4%
With disabilities other than speech	6.9%	Up from 5.8%	6.6%	7.5%
Out-of-school suspensions or expulsions for violent &/or criminal offenses	0.0%	No Change	0.0%	0.0%
Teachers (n=62)				
Teachers with advanced degrees	61.3%	Down from 63.3%	60.5%	56.7%
Continuing contract teachers	80.6%	Down from 85.0%	80.0%	77.3%
Teachers with emergency or provisional certificates	0.0%	No Change	0.0%	0.0%
Teachers returning from previous year	95.7%	Down from 95.8%	87.9%	86.4%
Teacher attendance rate	95.4%	Down from 95.6%	94.9%	94.9%
Average teacher salary	\$48,986	Up 2.3%	\$46,714	\$45,345
Classes not taught by highly qualified teachers	0.0%	No Change	0.0%	0.0%
School				
Principal's years at school	7.0	Up from 6.0	3.0	4.0
Student-teacher ratio in core subjects	21.8 to 1	Up from 20.7 to 1	19.6 to 1	18.5 to 1
Prime instructional time	90.2%	Down from 90.6%	90.2%	89.8%
Opportunities in the arts	Good	No Change	Good	Good
SACS accreditation	Yes	No Change	Yes	Yes
Character development program	Average	Down from Excellent	Excellent	Excellent
Dollars spent per pupil*	\$6,790	Up 21.9%	\$6,488	\$7,052
Percent of expenditures for instruction*	65.3%	Up from 63.9%	69.9%	69.1%
Percent of expenditures for teacher salaries*	60.6%	Down from 60.8%	66.6%	64.2%
% of AYP objectives met	94.1%		90.5%	85.7%

* Prior year audited financial data available.

EVALUATION RESULTS

	Teachers	Students*	Parents*
Number of surveys returned	62	215	142
Percent satisfied with learning environment	98.3%	88.6%	89.4%
Percent satisfied with social and physical environment	100.0%	93.8%	91.5%
Percent satisfied with school-home relations	98.4%	82.4%	84.3%

*Only students at the highest elementary school grade level at this school and their parents were included.

REPORT OF PRINCIPAL AND SCHOOL IMPROVEMENT COUNCIL

Westview Primary School is a new school located in Goose Creek and serves approximately 970 students in Pre-K through third grade. The school opened its doors for students on August 8, 2002. Westview Primary School has space for 50 classrooms as well as a science lab, speech rooms, multi-purpose room, media center, and cafeteria. The school has two state-of-the-art computer labs. Students visited one lab on a weekly basis for instruction on keyboarding and other basic computer skills as well as time with the Compass Learning instructional software for review in math and language arts skills. The second lab is available for additional applications such as PowerPoint presentations, internet exploration, and other teacher led lessons. SMART Boards are located in every classroom, and our teachers have all taken classes to help them integrate technology into every curriculum area. Students are tested using Star Reading, Star Math, and MAP (Measures of Academic Progress). They also have the opportunity to read books and take Accelerated Reader tests where they demonstrate their ability to comprehend what they have read.

Nine teachers at Westview Primary School are now National Board Certified; four others are currently pursuing that certification. Our teachers are trained in the Balanced Literacy Model, Everyday Math, "Six Plus One" Writing traits, and Foss Science Kits. Teachers in kindergarten, first, and second grade have been trained in using and interpreting the South Carolina Readiness Assessment. They also use DRA (Developmental Reading Assessment) and DIBELS (Dynamic Indicators of Basic Early Literacy Skills) to assess the reading and literacy skills of their students. Our teachers wrote and received grants totaling more than \$23,000. Last year we received EIA and Distinguished Arts Programs Grants.

Parent involvement is especially critical at the primary level. The PTA and School Improvement Council continue working with our teachers to provide a safe and nurturing learning environment for our students. Our school continues to run a Before/After School, summer and Holiday Camp Program. We had approximately 150 students enrolled for our summer program and about 250 enrolled for the school year program. Funds from our Before/After School program have paid for an additional kindergarten teacher and assistant. Funds were also used for our fine arts programs that are presented to our students once a month during the school year. In the spring our school celebrates Fine Arts Week. Local and National artists spend a week with our students, sharing their talents and making connections between their areas of expertise and curriculum standards in English/Language Arts, Mathematics, Science, and Social Studies. Students at Westview Primary School participate in a variety of programs. All of our classes were involved with the Kids Who Care project. Students also participated in the Wee Deliver Postal Service, The Greater Goose Creek Spelling Bee, and a Bicycle Safety Rodeo.

Our school received the Red Carpet School Award given by the State Department of Education. This award recognizes schools for creating a family-friendly school environment and for having strong community support.

Comprehensive detail, including definitions of rating, performance criteria, and explanations of status, is available on www.ed.sc.gov and www.eoc.sc.gov as well as school and school district websites.

Printed versions are available from school districts upon request.

Abbreviations Key

N/A Not Applicable N/AV Not Available N/C Not Collected N/R Not Reported I/S Insufficient Sample TBD To be determined

NI Newly Identified CSI Continuing School Improvement CA Corrective Action RP Plan to Restructure R Restructure DELAY School Improvement Status HOLD School Improvement Status