



# SC Annual School Report Card Summary

Hanahan Elementary

Berkeley

Grades: PK-4

Enrollment: 940

Principal: Thomas L. Sparkman

Superintendent: Dr. J. Chester Floyd

Board Chair: Douglas Cooper

## PERFORMANCE

Comprehensive detail, including definitions of ratings, performance criteria, and explanations of status, is available on [www.ed.sc.gov](http://www.ed.sc.gov) and [www.eoc.sc.gov](http://www.eoc.sc.gov) as well as school and school district websites. Printed versions are available from school districts upon request.

YEAR	ABSOLUTE RATING	GROWTH RATING	PALMETTO GOLD/SILVER AWARD	AYP STATUS	NCLB IMPROVEMENT STATUS
2008	Good	Good	TBD	Not Met	N/A
2007	Good	Good	Silver	Met	N/A
2006	Good	Good	N/A	Not Met	N/A

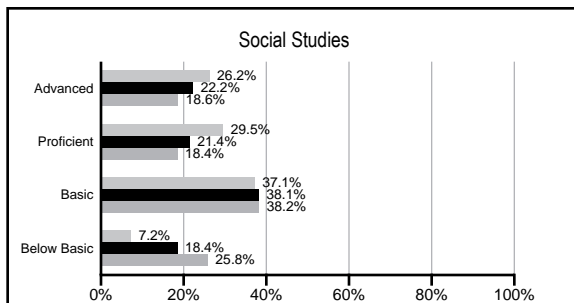
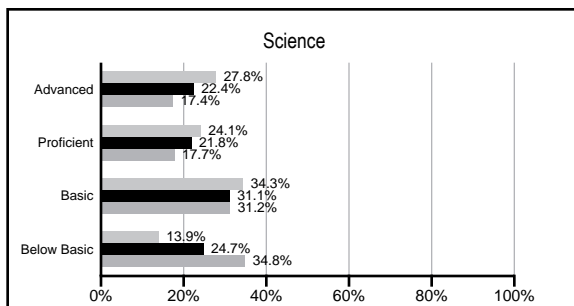
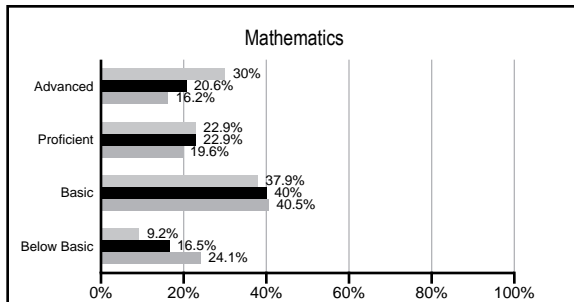
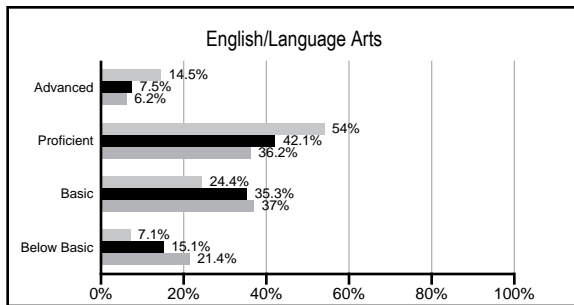
## ABSOLUTE RATINGS OF ELEMENTARY SCHOOLS WITH STUDENTS LIKE OURS\*

EXCELLENT	GOOD	AVERAGE	BELOW AVERAGE	AT-RISK
1	28	56	4	0

\* Ratings are calculated with data available by 02/17/2009. Schools with Students like Ours are Elementary Schools with poverty indices of no more than 5% above or below the index for this school.


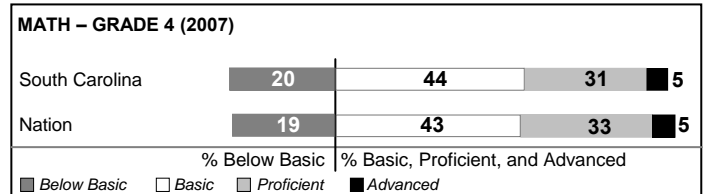
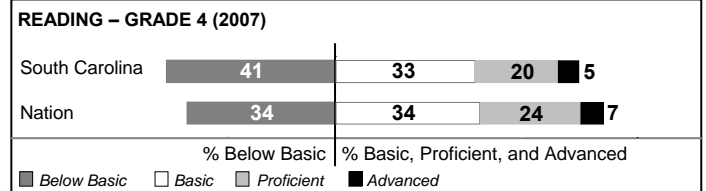
## PACT PERFORMANCE

Our School
  Elementary Schools with Students Like Ours
  Elementary schools statewide



## NAEP PERFORMANCE\*

\* Performance reported for SC and nation, data not available at school level. Percentages at NAEP Achievement Levels.



## SC PERFORMANCE GOAL

2010 Goal:

*By 2010, SC's student achievement will be ranked in the top half of the states nationally. To achieve this goal, we must become one of the fastest improving systems in the country.*

2020 Goal: TBD

### Abbreviations Key

N/A Not Applicable N/AV Not Available N/C Not Collected N/R Not Reported I/S Insufficient Sample TBD To be determined  
 NI Newly Identified CSI Continuing School Improvement CA Corrective Action RP Plan to Restructure R Restructure DELAY School Improvement Status HOLD School Improvement Status

# Hanahan Elementary [Berkeley]

## SCHOOL PROFILE

	Our School	Change from Last Year	Elementary Schools with Students Like Ours	Median Elementary School
<b>Students (n=940)</b>				
Retention rate	3.4%	Down from 3.8%	2.2%	2.3%
Attendance rate	96.8%	Up from 96.6%	96.4%	96.3%
Eligible for gifted and talented	17.6%	Up from 14.8%	13.1%	10.4%
With disabilities other than speech	8.7%	Up from 7.4%	7.3%	7.5%
Out-of-school suspensions or expulsions for violent &/or criminal offenses	0.0%	No Change	0.0%	0.0%
<b>Teachers (n=54)</b>				
Teachers with advanced degrees	55.6%	Down from 61.1%	55.6%	56.7%
Continuing contract teachers	75.9%	Down from 87.0%	78.5%	77.3%
Teachers with emergency or provisional certificates	0.0%	No Change	0.0%	0.0%
Teachers returning from previous year	80.5%	Down from 88.4%	88.2%	86.4%
Teacher attendance rate	95.6%	Up from 95.0%	94.9%	94.9%
Average teacher salary	\$48,089	Up 1.2%	\$45,772	\$45,345
Classes not taught by highly qualified teachers	0.0%	No Change	0.0%	0.0%
<b>School</b>				
Principal's years at school	14.0	Up from 13.0	4.5	4.0
Student-teacher ratio in core subjects	20.9 to 1	Up from 18.3 to 1	19.2 to 1	18.5 to 1
Prime instructional time	91.9%	Up from 91.3%	90.1%	89.8%
Opportunities in the arts	Good	No Change	Good	Good
SACS accreditation	Yes	No Change	Yes	Yes
Character development program	Good	No Change	Excellent	Excellent
Dollars spent per pupil*	\$6,269	Down 50.7%	\$6,405	\$7,052
Percent of expenditures for instruction*	70.3%	Down from 81.7%	69.7%	69.1%
Percent of expenditures for teacher salaries*	66.3%	Down from 77.8%	65.4%	64.2%
% of AYP objectives met	95.2%		92.3%	85.7%

\* Prior year audited financial data available.

## EVALUATION RESULTS

	Teachers	Students*	Parents*
Number of surveys returned	54	157	128
Percent satisfied with learning environment	100.0%	98.1%	92.9%
Percent satisfied with social and physical environment	96.3%	98.7%	93.6%
Percent satisfied with school-home relations	100.0%	99.4%	88.6%

\*Only students at the highest elementary school grade level at this school and their parents were included.

## REPORT OF PRINCIPAL AND SCHOOL IMPROVEMENT COUNCIL

Hanahan Elementary School is home to a diverse population of approximately 900 students in kindergarten through fourth grade. An outstanding PTA, a highly successful volunteer program, and approximately 30 active business partners are testimonies to the community's firm commitment to quality education. The energy, enthusiasm, and expertise of the faculty and staff are the backbone of our school's success.

A tradition of excellence has been established at Hanahan Elementary, as evidenced by receiving the Palmetto Silver Award for 2006 and 2007, twelve school incentive awards, and two honorable mentions from the State Board of Education. HES was recognized nationally with two prestigious awards in 2007, the highly acclaimed Blue Ribbon Lighthouse Award and the SMART Showcase School. The Blue Ribbon Lighthouse Award is based on key educational elements, sustained success, and effectiveness as a high performing school. SMART Showcase recognized HES as a leader in the adoption and integration of technology. We have been honored with the Red Carpet Award, the Exemplary Writing Program Hall of Fame Award, and also the Governor's Reading Honor Roll Award. Our school was named a finalist for the Palmetto's Finest Award in 2001, 2003, and again in 2004. The music department received a State Department of Education Distinguished Arts Program grant to introduce keyboard skills to third and fourth grade students. Fourteen teachers have received National Board Certification and two more teachers are actively pursuing this prestigious certification.

Our teachers combine traditional educational approaches with current research and innovative programs to provide a well-rounded education. Our School-wide reading program allows students and teachers to create individual reading goals determined by the student's independent reading level. The EAGLE (gifted and talented) curriculum challenges students in grades three and four. Junior Achievement and Kids Who Care are used to enrich the curriculum. Tools for Citizenship and Life, a character education program, has been implemented school-wide to emphasize valuable life skills. All students are exposed to the arts through the MOSAIC program (using arts to fight racism). At-risk students receive small group instruction in the areas of language arts through after-school tutorials taught by certified teachers. A Spanish interpreter assists in the classroom with our growing Spanish population. A Curriculum Specialist provides curriculum support to the faculty, as well as assisting with the school wide technology plan, which includes SMART Board technology in every classroom, two fully equipped computer labs, and a minimum of three networked computers in each classroom.

Hanahan Elementary School exemplifies quality education in South Carolina. As we face the challenges of the twenty-first century, we strive to educate each student to his maximum potential in an active learning environment supported by community involvement.

Thomas L. Sparkman, Principal  
Bridgett Mueller, SIC President

Comprehensive detail, including definitions of rating, performance criteria, and explanations of status, is available on [www.ed.sc.gov](http://www.ed.sc.gov) and [www.eoc.sc.gov](http://www.eoc.sc.gov) as well as school and school district websites.

Printed versions are available from school districts upon request.

### Abbreviations Key

N/A Not Applicable N/AV Not Available N/C Not Collected N/R Not Reported I/S Insufficient Sample TBD To be determined

NI Newly Identified CSI Continuing School Improvement CA Corrective Action RP Plan to Restructure R Restructure DELAY School Improvement Status HOLD School Improvement Status