



SC Annual School Report Card Summary

Sedgefield Intermediate
Berkeley

Grades: 3-5

Enrollment: 620

Principal: Susan Best

Superintendent: Dr. J. Chester Floyd

Board Chair: Douglas Cooper

PERFORMANCE

Comprehensive detail, including definitions of ratings, performance criteria, and explanations of status, is available on www.ed.sc.gov and www.eoc.sc.gov as well as school and school district websites. Printed versions are available from school districts upon request.

YEAR	ABSOLUTE RATING	GROWTH RATING	PALMETTO GOLD/SILVER AWARD	AYP STATUS	NCLB IMPROVEMENT STATUS
2008	Average	At-Risk	TBD	Not Met	CA
2007	Average	Below Average	Silver	Not Met	CSI
2006	Average	Good	N/A	Not Met	NI

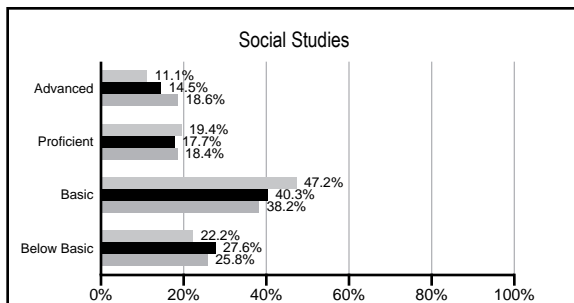
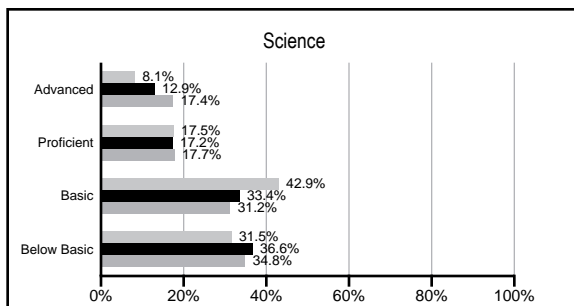
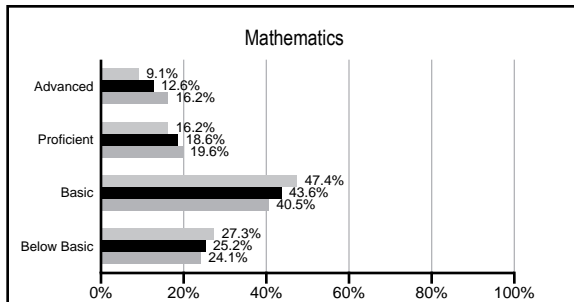
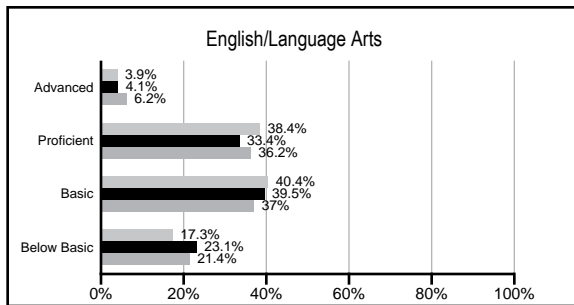
ABSOLUTE RATINGS OF ELEMENTARY SCHOOLS WITH STUDENTS LIKE OURS*

EXCELLENT	GOOD	AVERAGE	BELOW AVERAGE	AT-RISK
0	3	38	43	1

* Ratings are calculated with data available by 02/17/2009. Schools with Students like Ours are Elementary Schools with poverty indices of no more than 5% above or below the index for this school.

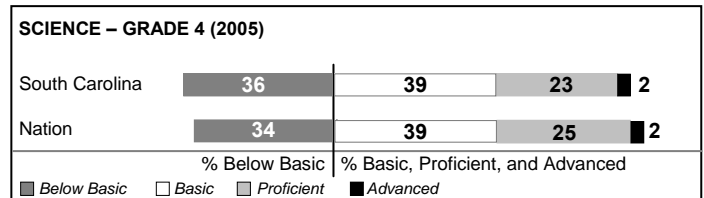
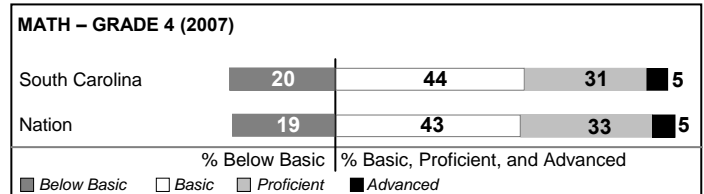

PACT PERFORMANCE

Our School Elementary Schools with Students Like Ours Elementary schools statewide



NAEP PERFORMANCE*

* Performance reported for SC and nation, data not available at school level. Percentages at NAEP Achievement Levels.



SC PERFORMANCE GOAL

2010 Goal:

By 2010, SC's student achievement will be ranked in the top half of the states nationally. To achieve this goal, we must become one of the fastest improving systems in the country.

2020 Goal: TBD

Abbreviations Key

N/A Not Applicable N/AV Not Available NIC Not Collected N/R Not Reported I/S Insufficient Sample TBD To be determined
NI Newly Identified CSI Continuing School Improvement CA Corrective Action RP Plan to Restructure R Restructure DELAY School Improvement Status HOLD School Improvement Status

Sedgefield Intermediate [Berkeley]

SCHOOL PROFILE

	Our School	Change from Last Year	Elementary Schools with Students Like Ours	Median Elementary School
Students (n=620)				
Retention rate	2.5%	Up from 1.7%	2.9%	2.3%
Attendance rate	97.0%	Up from 96.7%	96.0%	96.3%
Eligible for gifted and talented	4.2%	Down from 7.0%	7.5%	10.4%
With disabilities other than speech	10.5%	Up from 9.5%	9.0%	7.5%
Out-of-school suspensions or expulsions for violent &/or criminal offenses	0.5%	Up from 0.4%	0.0%	0.0%
Teachers (n=37)				
Teachers with advanced degrees	51.4%	Down from 60.0%	54.3%	56.7%
Continuing contract teachers	62.2%	Down from 78.4%	77.1%	77.3%
Teachers with emergency or provisional certificates	0.0%	No Change	0.0%	0.0%
Teachers returning from previous year	77.9%	Up from 75.3%	86.2%	86.4%
Teacher attendance rate	95.9%	Up from 94.9%	94.7%	94.9%
Average teacher salary	\$42,858	Down 1.5%	\$44,839	\$45,345
Classes not taught by highly qualified teachers	0.0%	No Change	0.0%	0.0%
School				
Principal's years at school	6.0	Up from 5.0	4.0	4.0
Student-teacher ratio in core subjects	20.7 to 1	Down from 22.8 to 1	18.2 to 1	18.5 to 1
Prime instructional time	91.8%	Up from 90.3%	88.9%	89.8%
Opportunities in the arts	Good	No Change	Good	Good
SACS accreditation	Yes	No Change	Yes	Yes
Character development program	Excellent	Up from Good	Excellent	Excellent
Dollars spent per pupil*	\$6,723	Up 8.4%	\$7,363	\$7,052
Percent of expenditures for instruction*	59.8%	Down from 63.0%	68.4%	69.1%
Percent of expenditures for teacher salaries*	53.2%	Down from 57.8%	63.1%	64.2%
% of AYP objectives met	72.4%		80.0%	85.7%

* Prior year audited financial data available.

EVALUATION RESULTS

	Teachers	Students*	Parents*
Number of surveys returned	37	177	128
Percent satisfied with learning environment	100.0%	83.5%	88.7%
Percent satisfied with social and physical environment	100.0%	82.4%	85.1%
Percent satisfied with school-home relations	94.4%	90.3%	83.6%

*Only students at the highest elementary school grade level at this school and their parents were included.

REPORT OF PRINCIPAL AND SCHOOL IMPROVEMENT COUNCIL

Sedgefield Intermediate School, home to a diverse population of approximately 600 third, fourth, and fifth grade students, provides a safe and caring learning environment. We focus our efforts on providing our students with challenging learning activities that promote thinking, problem-solving, opportunities for artistic expression, technology exploration, and involvement in service learning projects. Our staff is dedicated to ensuring all students achieve academically and socially. During the past school year students became more proficient in South Carolina Curriculum Standards and demonstrated gains on PACT and MAP.

We continued our reading initiative for third graders and expanded to include fourth grade. As a recipient of a 21st Century Learning Community Grant, forty-five of our students participated in an after-school tutoring and enrichment program. At each grade level there was a class of identified gifted and academically high-achieving students. A full-time ESOL teacher worked with our students and classroom teachers to provide additional services to limited English speaking students and parents.

Through a partnership with Jones Apparel, plans for a playground have become a reality. Initiatives also designed to enhance achievement included a fully equipped computer lab staffed by a certified teacher. A video production lab was used to produce WSFI, our daily news program. School-wide SMART interactive white boards were utilized to differentiate instruction.

Every Monday evening the media center and computer lab were open for family literacy events. In addition, specially planned Parent Nights provided information through fun activities. Monthly reading incentives motivated students to increase their reading time. Through community efforts and school partnerships, we were able to "Give the Gift of Reading." Each student selected a new book before winter and summer break to further support our reading initiative.

Our character trait of the month fostered citizenship and service learning. Each class recognized a Student of the Month who best exemplified the monthly character trait. Our school participated in Special Olympics and initiated a Friends of Special Friends program. In addition, several service learning projects were directed by Student Council. Currently, two teachers have received the prestigious National Board Certification. Corrine Janney, SIC Chairperson, was honored as a Jefferson Award recipient for her outstanding volunteer efforts on behalf of our school. We work in partnership with parents and the community to help our children develop a love of learning and an appreciation of themselves and others.

Susan K. Best, Principal
Corrine A. Janney, SIC Chairperson

Comprehensive detail, including definitions of rating, performance criteria, and explanations of status, is available on www.ed.sc.gov and www.eoc.sc.gov as well as school and school district websites.

Printed versions are available from school districts upon request.

Abbreviations Key

N/A Not Applicable N/AV Not Available N/C Not Collected N/R Not Reported I/S Insufficient Sample TBD To be determined

NI Newly Identified CSI Continuing School Improvement CA Corrective Action RP Plan to Restructure R Restructure DELAY School Improvement Status HOLD School Improvement Status