



# SC Annual School Report Card Summary

**Sangaree Intermediate Berkeley**  
**Grades: 3-5** Enrollment: 652  
**Principal: Angel Siegling**  
**Superintendent: Dr. J. Chester Floyd**  
**Board Chair: Douglas Cooper**

## PERFORMANCE

Comprehensive detail, including definitions of ratings, performance criteria, and explanations of status, is available on [www.ed.sc.gov](http://www.ed.sc.gov) and [www.eoc.sc.gov](http://www.eoc.sc.gov) as well as school and school district websites. Printed versions are available from school districts upon request.

YEAR	ABSOLUTE RATING	GROWTH RATING	PALMETTO GOLD/SILVER AWARD	AYP STATUS	NCLB IMPROVEMENT STATUS
2008	Average	Below Average	TBD	Not Met	N/A
2007	Average	Below Average	Silver	Not Met	N/A
2006	Average	Average	N/A	Not Met	N/A

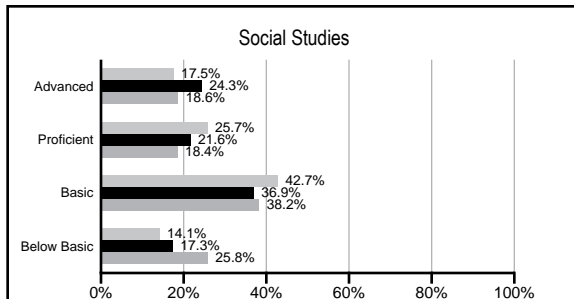
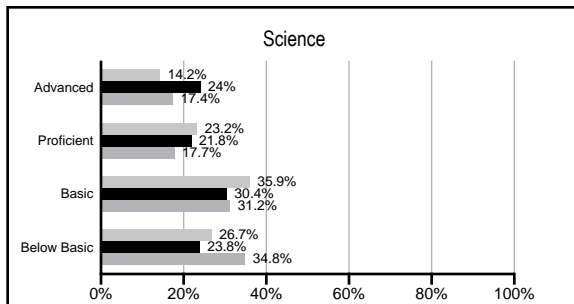
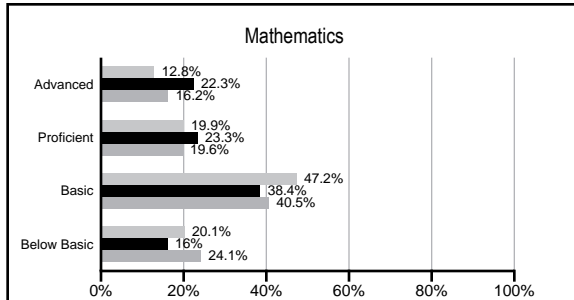
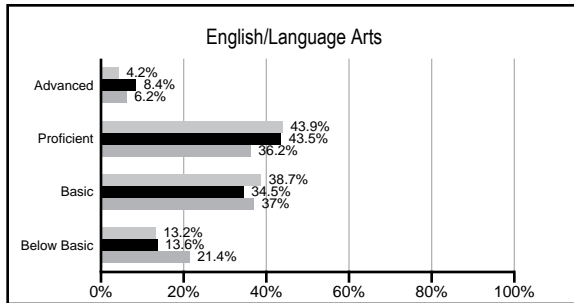
## ABSOLUTE RATINGS OF ELEMENTARY SCHOOLS WITH STUDENTS LIKE OURS\*

EXCELLENT	GOOD	AVERAGE	BELOW AVERAGE	AT-RISK
4	34	55	3	0

\* Ratings are calculated with data available by 02/17/2009. Schools with Students like Ours are Elementary Schools with poverty indices of no more than 5% above or below the index for this school.

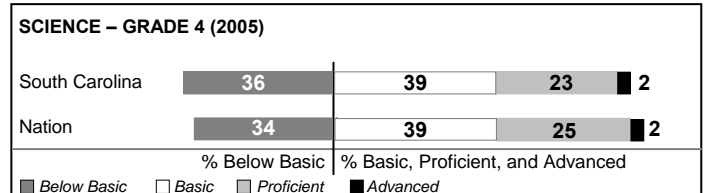
## PACT PERFORMANCE

Our School
  Elementary Schools with Students Like Ours
  Elementary schools statewide



## NAEP PERFORMANCE\*

\* Performance reported for SC and nation, data not available at school level. Percentages at NAEP Achievement Levels.



## SC PERFORMANCE GOAL

2010 Goal:  
*By 2010, SC's student achievement will be ranked in the top half of the states nationally. To achieve this goal, we must become one of the fastest improving systems in the country.*

2020 Goal: TBD

### Abbreviations Key

N/A Not Applicable N/AV Not Available NIC Not Collected N/R Not Reported I/S Insufficient Sample TBD To be determined  
 NI Newly Identified CSI Continuing School Improvement CA Corrective Action RP Plan to Restructure R Restructure DELAY School Improvement Status HOLD School Improvement Status

# Sangaree Intermediate [Berkeley]

## SCHOOL PROFILE

	Our School	Change from Last Year	Elementary Schools with Students Like Ours	Median Elementary School
<b>Students (n=652)</b>				
Retention rate	0.8%	Up from 0.3%	2.2%	2.3%
Attendance rate	95.8%	Down from 96.0%	96.4%	96.3%
Eligible for gifted and talented	8.8%	Down from 10.5%	12.9%	10.4%
With disabilities other than speech	12.3%	Up from 9.4%	7.6%	7.5%
Out-of-school suspensions or expulsions for violent &/or criminal offenses	0.0%	Down from 0.2%	0.0%	0.0%
<b>Teachers (n=37)</b>				
Teachers with advanced degrees	62.2%	Down from 66.7%	55.3%	56.7%
Continuing contract teachers	62.2%	Down from 72.2%	78.1%	77.3%
Teachers with emergency or provisional certificates	0.0%	No Change	0.0%	0.0%
Teachers returning from previous year	77.4%	Up from 74.8%	88.2%	86.4%
Teacher attendance rate	94.3%	Down from 95.3%	94.9%	94.9%
Average teacher salary	\$43,630	Down 0%	\$45,484	\$45,345
Classes not taught by highly qualified teachers	0.0%	No Change	0.0%	0.0%
<b>School</b>				
Principal's years at school	3.0	Up from 2.0	4.0	4.0
Student-teacher ratio in core subjects	22.4 to 1	Down from 24.2 to 1	19.3 to 1	18.5 to 1
Prime instructional time	88.9%	Down from 89.9%	89.9%	89.8%
Opportunities in the arts	Good	Up from Fair	Good	Good
SACS accreditation	Yes	No Change	Yes	Yes
Character development program	Excellent	No Change	Excellent	Excellent
Dollars spent per pupil*	\$5,344	Up 7.9%	\$6,375	\$7,052
Percent of expenditures for instruction*	66.8%	Down from 70.4%	69.7%	69.1%
Percent of expenditures for teacher salaries*	59.9%	Down from 64.4%	65.4%	64.2%
% of AYP objectives met	87.0%		92.3%	85.7%

\* Prior year audited financial data available.

## EVALUATION RESULTS

	Teachers	Students*	Parents*
Number of surveys returned	30	212	171
Percent satisfied with learning environment	86.7%	84.8%	88.7%
Percent satisfied with social and physical environment	96.7%	83.7%	88.1%
Percent satisfied with school-home relations	83.3%	85.8%	89.3%

\*Only students at the highest elementary school grade level at this school and their parents were included.

## REPORT OF PRINCIPAL AND SCHOOL IMPROVEMENT COUNCIL

We are so excited to be a part of the Sangaree Intermediate School Family! We are blessed to have such a talented staff, hardworking students, and supportive parent population! The 2007-2008 school year was filled with exciting activities in core academics, visual and performing arts, and serving the community. This year we implemented the 3 R Character Education Program. Patriots at Sangaree Intermediate School were responsible, respectful, and ready to learn. A "Patriot Pick" student, representing each homeroom class, was celebrated monthly at the Principal's Patriot Pick Luncheon.

We continued to provide a strong emphasis in the arts as a result of the Distinguished Arts Program and the Arts in Basic Curriculum Grant monies. These additional funds enabled us to provide arts awareness programs, weeklong residencies, and staff development for our teachers on ways to infuse the arts into the curriculum. Some of our favorites this year included: Borenya Women Drummers, Storyteller Tim Lowry, Collage Artist Carl Crawford, and Mr. Potter. We were excited to offer Culture Clubs on each early release day where students traveled to different countries learning about the "life of a child" in that country. Students enjoyed adding stickers to their passports and celebrating the cultural diversities of each country.

We continued to enhance our technology by purchasing 5 additional Smart Touch Boards and by the gracious donation of our PTA and BCSD we were able to add 29 new computers to our classrooms. Other highlights of the year included: Principal's Multiplication Bee, Spelling Bee, First Annual Marley and Me Dog Parade, and our SRI Pet Contest. We continued to celebrate student academic achievement by having our MAP Masters Program and award medals for Honor Roll, Perfect Attendance, and Accelerated Reader. We participated in many community outreach programs such as the Giving Tree for Callen-Lacey, Toys for Tots, Jump Rope for Heart, Kids Who Care, and Relay for Life.

Sangaree Intermediate School continues to be an exciting place to learn!

Anne Sweeney, School Improvement Council Chairperson  
Angel Sielging, Principal

Comprehensive detail, including definitions of rating, performance criteria, and explanations of status, is available on [www.ed.sc.gov](http://www.ed.sc.gov) and [www.eoc.sc.gov](http://www.eoc.sc.gov) as well as school and school district websites.

Printed versions are available from school districts upon request.

### Abbreviations Key

N/A Not Applicable N/AV Not Available N/C Not Collected N/R Not Reported I/S Insufficient Sample TBD To be determined

NI Newly Identified CSI Continuing School Improvement CA Corrective Action RP Plan to Restructure R Restructure DELAY School Improvement Status HOLD School Improvement Status