



SC Annual School Report Card Summary

Marrington School
Berkeley
Grades: PK-8 Enrollment: 640
Principal: Arnold Coull
Superintendent: Dr. J. Chester Floyd
Board Chair: Douglas Cooper

PERFORMANCE

Comprehensive detail, including definitions of ratings, performance criteria, and explanations of status, is available on www.ed.sc.gov and www.eoc.sc.gov as well as school and school district websites. Printed versions are available from school districts upon request.

YEAR	ABSOLUTE RATING	GROWTH RATING	PALMETTO GOLD/SILVER AWARD	AYP STATUS	NCLB IMPROVEMENT STATUS
2008	Average	Excellent	TBD	Met	N/A
2007	N/A	N/A	Silver	N/A	N/A
2006	N/A	N/A	Silver	Met	N/A

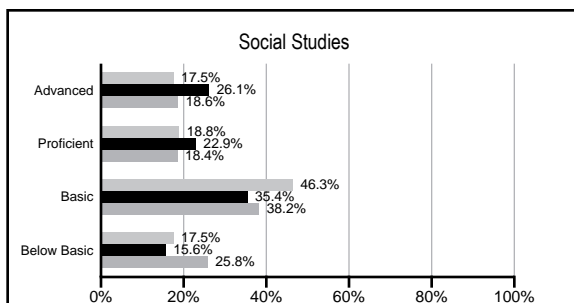
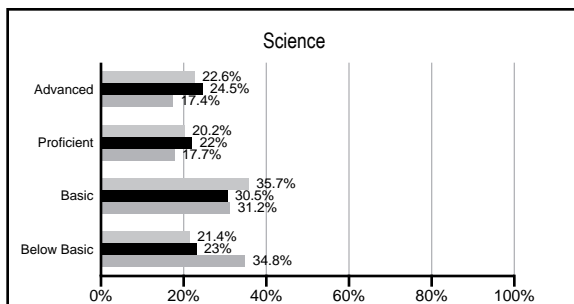
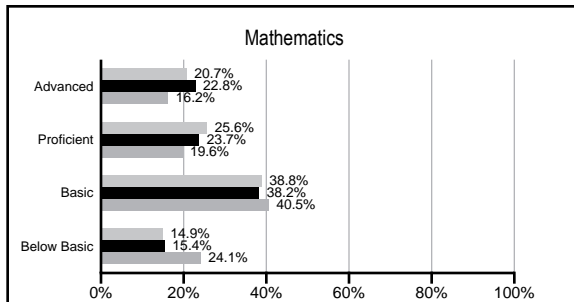
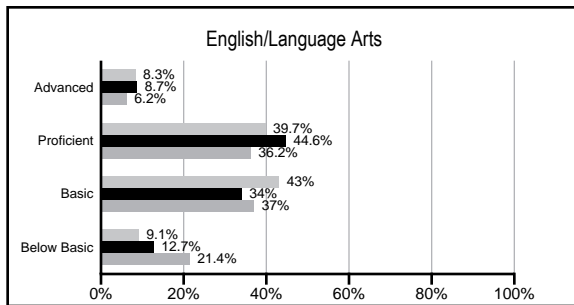
ABSOLUTE RATINGS OF ELEMENTARY SCHOOLS WITH STUDENTS LIKE OURS*

EXCELLENT	GOOD	AVERAGE	BELOW AVERAGE	AT-RISK
4	27	41	0	0

* Ratings are calculated with data available by 02/17/2009. Schools with Students like Ours are Elementary Schools with poverty indices of no more than 5% above or below the index for this school.


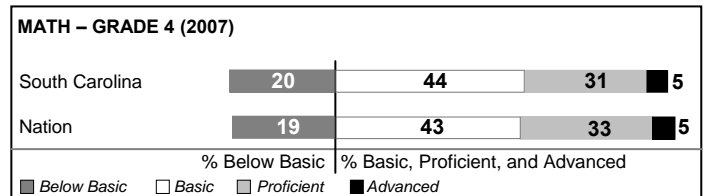
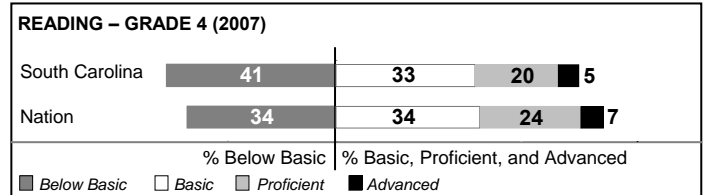
PACT PERFORMANCE

Our School
 Elementary Schools with Students Like Ours
 Elementary schools statewide



NAEP PERFORMANCE*

* Performance reported for SC and nation, data not available at school level. Percentages at NAEP Achievement Levels.



SC PERFORMANCE GOAL

2010 Goal:

By 2010, SC's student achievement will be ranked in the top half of the states nationally. To achieve this goal, we must become one of the fastest improving systems in the country.

2020 Goal: TBD

Abbreviations Key

N/A Not Applicable N/AV Not Available N/C Not Collected N/R Not Reported I/S Insufficient Sample TBD To be determined
 NI Newly Identified CSI Continuing School Improvement CA Corrective Action RP Plan to Restructure R Restructure DELAY School Improvement Status HOLD School Improvement Status

Marrington School [Berkeley]

SCHOOL PROFILE

	Our School	Change from Last Year	Elementary Schools with Students Like Ours	Median Elementary School
Students (n=640)				
Retention rate	2.5%	N/A	1.6%	2.3%
Attendance rate	97.1%	N/A	96.7%	96.3%
Eligible for gifted and talented	18.6%	N/A	18.8%	10.4%
With disabilities other than speech	3.9%	N/A	6.8%	7.5%
Out-of-school suspensions or expulsions for violent &/or criminal offenses	0.0%	N/R	0.0%	0.0%
Teachers (n=41)				
Teachers with advanced degrees	63.4%	N/A	59.4%	56.7%
Continuing contract teachers	82.9%	N/A	79.6%	77.3%
Teachers with emergency or provisional certificates	2.7%	N/A	0.0%	0.0%
Teachers returning from previous year	81.6%	N/A	87.7%	86.4%
Teacher attendance rate	95.9%	N/R	95.2%	94.9%
Average teacher salary	\$51,033	I/S	\$46,348	\$45,345
Classes not taught by highly qualified teachers	1.4%	N/A	0.0%	0.0%
School				
Principal's years at school	7.5	N/R	3.0	4.0
Student-teacher ratio in core subjects	19.1 to 1	N/R	20.4 to 1	18.5 to 1
Prime instructional time	92.0%	N/R	90.3%	89.8%
Opportunities in the arts	Excellent	N/R	Good	Good
SACS accreditation	Yes	N/R	Yes	Yes
Character development program	Good	N/R	Excellent	Excellent
Dollars spent per pupil*	\$10,112	N/A	\$6,609	\$7,052
Percent of expenditures for instruction*	56.0%	N/A	70.6%	69.1%
Percent of expenditures for teacher salaries*	51.7%	N/A	66.6%	64.2%
% of AYP objectives met	100.0%		92.0%	85.7%

* Prior year audited financial data available.

EVALUATION RESULTS

	Teachers	Students*	Parents*
Number of surveys returned	26	34	59
Percent satisfied with learning environment	100.0%	73.5%	93.1%
Percent satisfied with social and physical environment	100.0%	73.5%	93.2%
Percent satisfied with school-home relations	100.0%	91.2%	89.7%

*Only students at the highest elementary school grade level at this school and their parents were included.

REPORT OF PRINCIPAL AND SCHOOL IMPROVEMENT COUNCIL

Marrington Elementary serves PreK through 5th grade and continues to offer students many and varied opportunities to meet our high academic standards as well as character building and physical activity. Programs offered include chorus, Move With Marrington, Character Virtue of the Month, reading intervention, SuccessMaker computer program, and various PTO sponsored family activities. Gifted and talented instruction is available for qualifying students in third, fourth, and fifth grades. Marrington Elementary is one of the 19 schools in South Carolina that has been recognized by the State Oversight Committee for closing the achievement gap six consecutive times and has earned the Palmetto Silver Award on four occasions, including 2007-2008. The elementary wing has two up-to-date computer labs, a full-time lab manager, and computers and SmartBoards in all core classrooms. All classrooms are equipped with internet access which provides access to United Streaming, an internet-based educational video site.

Marrington Middle School of the Arts offers diverse instructional programs which allow our students to distinguish themselves for outstanding academic and artistic performance. Instruction is enhanced through SuccessMaker, Accelerated Reader, and tutorial classes. Advanced students may take algebra and honors English for high school credit. All classrooms are equipped with computers and SmartBoards. We offer unique programs in fine arts, such as strings, dance, and theatre arts, in addition to performances and artists in residence. Marrington Middle teachers have logged more than 300 hours collectively in staff development, specifically in arts integration and Making Middle Grades Work. This training empowers our teachers with the most current, research-based, and challenging methods of instruction.

Marrington School has an active volunteer program. A workroom is available to volunteers in both wings and is equipped with a television, VCR/DVD player, and age-appropriate toys and furniture. The PTSO is an integral part of the school. The volunteers assume many clerical tasks such as organizing Wednesday folders and copying teacher-generated work. This group also strengthens student and teacher morale by coordinating school dances, fund-raisers, duty-free lunch, and numerous student and teacher incentive programs.

Our highly professional staff boasts two earned doctorates, six National Board Certified teachers, and 30 teachers with Master's degrees. The average number of year's experience of the staff is 16. The collaborative effort of the administration, faculty, staff, PTSO, students, and community assures that our students become productive members of an ever-changing society, empowered with the skills needed to maximize their social and intellectual potential.

Liberty Crossetti, SIC Chairperson
Arnold Coull, Principal

Comprehensive detail, including definitions of rating, performance criteria, and explanations of status, is available on www.ed.sc.gov and www.eoc.sc.gov as well as school and school district websites.

Printed versions are available from school districts upon request.

Abbreviations Key

N/A Not Applicable N/AV Not Available N/C Not Collected N/R Not Reported I/S Insufficient Sample TBD To be determined

NI Newly Identified CSI Continuing School Improvement CA Corrective Action RP Plan to Restructure R Restructure DELAY School Improvement Status HOLD School Improvement Status