



SC Annual School Report Card Summary

Westview Elementary
 Berkeley
 Grades: 4-5 Enrollment: 411
 Principal: Russell Boston
 Superintendent: Dr. J. Chester Floyd
 Board Chair: Douglas Cooper

PERFORMANCE

Comprehensive detail, including definitions of ratings, performance criteria, and explanations of status, is available on www.ed.sc.gov and www.eoc.sc.gov as well as school and school district websites. Printed versions are available from school districts upon request.

YEAR	ABSOLUTE RATING	GROWTH RATING	PALMETTO GOLD/SILVER AWARD	AYP STATUS	NCLB IMPROVEMENT STATUS
2008	Average	Below Average	TBD	Not Met	N/A
2007	Good	Average	N/A	Met	N/A
2006	Good	Average	N/A	Met	N/A

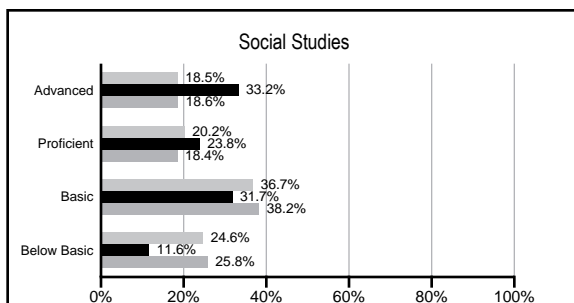
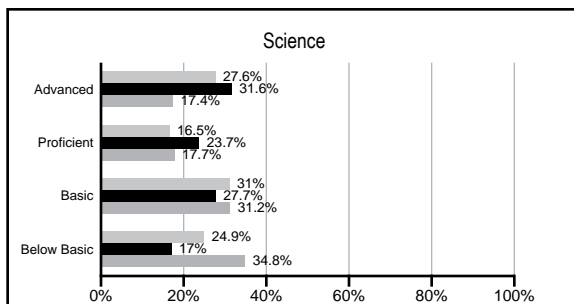
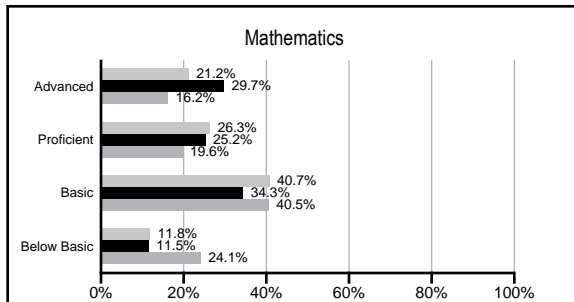
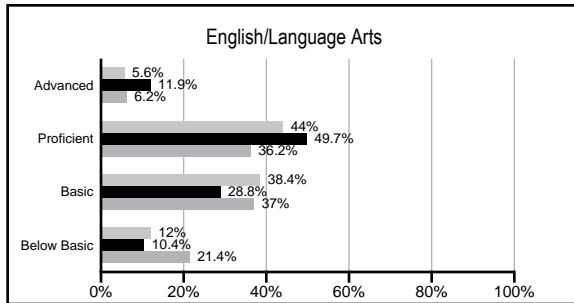
ABSOLUTE RATINGS OF ELEMENTARY SCHOOLS WITH STUDENTS LIKE OURS*

EXCELLENT	GOOD	AVERAGE	BELOW AVERAGE	AT-RISK
9	22	6	1	0

* Ratings are calculated with data available by 02/17/2009. Schools with Students like Ours are Elementary Schools with poverty indices of no more than 5% above or below the index for this school.


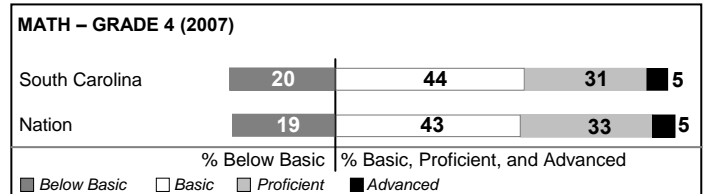
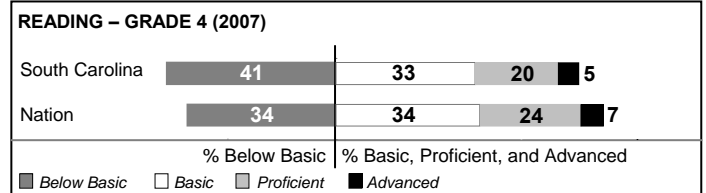
PACT PERFORMANCE

Our School
 Elementary Schools with Students Like Ours
 Elementary schools statewide



NAEP PERFORMANCE*

* Performance reported for SC and nation, data not available at school level. Percentages at NAEP Achievement Levels.



SC PERFORMANCE GOAL

2010 Goal:
 By 2010, SC's student achievement will be ranked in the top half of the states nationally. To achieve this goal, we must become one of the fastest improving systems in the country.

2020 Goal: TBD

Abbreviations Key

N/A Not Applicable N/AV Not Available N/C Not Collected N/R Not Reported I/S Insufficient Sample TBD To be determined
 NI Newly Identified CSI Continuing School Improvement CA Corrective Action RP Plan to Restructure R Restructure DELAY School Improvement Status HOLD School Improvement Status

Westview Elementary [Berkeley]

SCHOOL PROFILE

	Our School	Change from Last Year	Elementary Schools with Students Like Ours	Median Elementary School
Students (n=411)				
Retention rate	0.0%	Down from 1.4%	1.7%	2.3%
Attendance rate	97.4%	Up from 96.9%	96.7%	96.3%
Eligible for gifted and talented	18.9%	Down from 20.5%	18.8%	10.4%
With disabilities other than speech	7.1%	Up from 3.8%	7.0%	7.5%
Out-of-school suspensions or expulsions for violent &/or criminal offenses	0.5%	No Change	0.0%	0.0%
Teachers (n=23)				
Teachers with advanced degrees	65.2%	Down from 69.6%	60.2%	56.7%
Continuing contract teachers	87.0%	No Change	79.4%	77.3%
Teachers with emergency or provisional certificates	0.0%	No Change	0.0%	0.0%
Teachers returning from previous year	76.8%	Up from 76.6%	87.6%	86.4%
Teacher attendance rate	94.2%	Down from 96.4%	95.4%	94.9%
Average teacher salary	\$49,749	Up 3.2%	\$46,448	\$45,345
Classes not taught by highly qualified teachers	0.0%	No Change	0.0%	0.0%
School				
Principal's years at school	2.0	Up from 1.0	3.0	4.0
Student-teacher ratio in core subjects	22.1 to 1	Down from 22.9 to 1	20.4 to 1	18.5 to 1
Prime instructional time	90.6%	Down from 92.7%	90.6%	89.8%
Opportunities in the arts	Good	No Change	Good	Good
SACS accreditation	Yes	No Change	Yes	Yes
Character development program	Excellent	No Change	Excellent	Excellent
Dollars spent per pupil*	\$7,767	Up 3.3%	\$6,506	\$7,052
Percent of expenditures for instruction*	51.0%	Down from 57.9%	70.7%	69.1%
Percent of expenditures for teacher salaries*	46.2%	Down from 51.8%	65.7%	64.2%
% of AYP objectives met	94.7%		92.2%	85.7%

* Prior year audited financial data available.

EVALUATION RESULTS

	Teachers	Students*	Parents*
Number of surveys returned	25	193	129
Percent satisfied with learning environment	100.0%	81.3%	94.4%
Percent satisfied with social and physical environment	96.0%	79.2%	97.6%
Percent satisfied with school-home relations	95.7%	85.5%	95.2%

*Only students at the highest elementary school grade level at this school and their parents were included.

REPORT OF PRINCIPAL AND SCHOOL IMPROVEMENT COUNCIL

Westview Elementary is home to approximately 420 fourth and fifth grade students. We are one of three schools on the Westview campus. Though small in size, we have high hopes and expectations for our students. Our mission is to ensure the academic, social, emotional, and physical development of all students by challenging them to reach their personal best. Our teachers combine traditional approaches with current research and innovative programs to provide a well-rounded education. Character Traits and Lifeskills are integrated through the "Spouting Off Good Character" program. Positive Behavior Interventions and Supports (PBIS) was implemented this year. This school-wide system of supports focuses on positive behaviors to decrease negative behaviors. The "Sea of Readers" program challenges students to meet their individualized reading goals while increasing independent reading levels. At-risk students receive small group instruction by a reading interventionist during the school day and after school by certified teachers. The school day is extended through our after-school program.

Student achievement is our top priority. Teachers use MAP (Measures of Academic Progress) data for targeting strengths and weaknesses of our students. Two networked computer labs along with SMART boards and LCD projectors in each classroom serve to enrich the curriculum.

We were successful in achieving AYP (Adequate Yearly Progress) again this year under the Federal No Child Left Behind Act. In addition, our school received the Palmetto Silver Award by the South Carolina State Department of Education.

The Westview staff, parents, and community will continue to work diligently to ensure every student's success in 2008-2009.

Jacki Atkinson, Principal
Sheryl Roberts, School Improvement Council Chair

Comprehensive detail, including definitions of rating, performance criteria, and explanations of status, is available on www.ed.sc.gov and www.eoc.sc.gov as well as school and school district websites.

Printed versions are available from school districts upon request.

Abbreviations Key

N/A Not Applicable N/AV Not Available N/C Not Collected N/R Not Reported I/S Insufficient Sample TBD To be determined
NI Newly Identified CSI Continuing School Improvement CA Corrective Action RP Plan to Restructure R Restructure DELAY School Improvement Status HOLD School Improvement Status