



SC Annual School Report Card Summary

Whitesville Elementary
Berkeley
Grades: PK-5 Enrollment: 762
Principal: Julia Taylor
Superintendent: Dr. J. Chester Floyd
Board Chair: Douglas Cooper

PERFORMANCE

Comprehensive detail, including definitions of ratings, performance criteria, and explanations of status, is available on www.ed.sc.gov and www.eoc.sc.gov as well as school and school district websites. Printed versions are available from school districts upon request.

YEAR	ABSOLUTE RATING	GROWTH RATING	PALMETTO GOLD/SILVER AWARD	AYP STATUS	NCLB IMPROVEMENT STATUS
2008	Below Average	Below Average	TBD	Not Met	R
2007	Below Average	Below Average	N/A	Not Met	RP
2006	Below Average	At-Risk	N/A	Not Met	CA

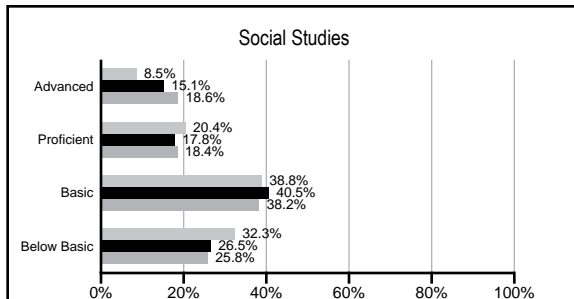
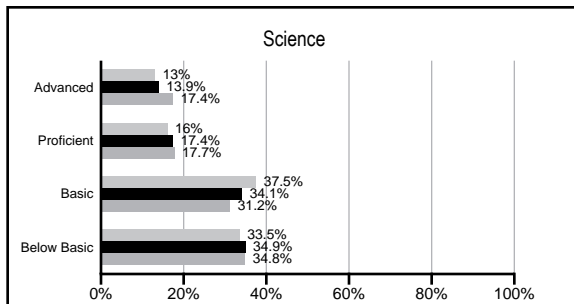
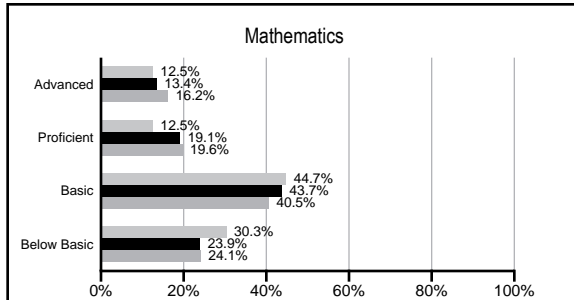
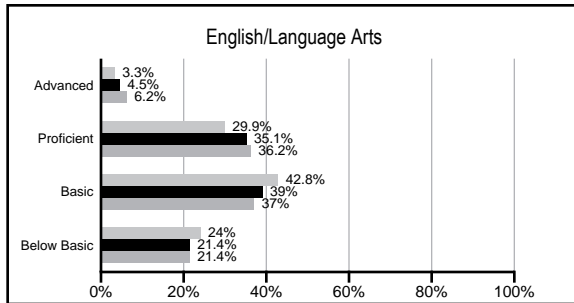
ABSOLUTE RATINGS OF ELEMENTARY SCHOOLS WITH STUDENTS LIKE OURS*

EXCELLENT	GOOD	AVERAGE	BELOW AVERAGE	AT-RISK
0	4	49	35	1

* Ratings are calculated with data available by 02/17/2009. Schools with Students like Ours are Elementary Schools with poverty indices of no more than 5% above or below the index for this school.


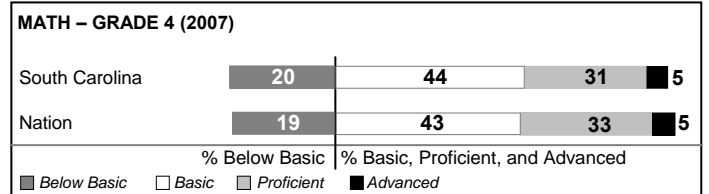

PACT PERFORMANCE

Our School
 Elementary Schools with Students Like Ours
 Elementary schools statewide



NAEP PERFORMANCE*

* Performance reported for SC and nation, data not available at school level. Percentages at NAEP Achievement Levels.



SC PERFORMANCE GOAL

2010 Goal:
By 2010, SC's student achievement will be ranked in the top half of the states nationally. To achieve this goal, we must become one of the fastest improving systems in the country.

2020 Goal: TBD

Abbreviations Key

N/A Not Applicable N/AV Not Available N/C Not Collected N/R Not Reported I/S Insufficient Sample TBD To be determined
 NI Newly Identified CSI Continuing School Improvement CA Corrective Action RP Plan to Restructure R Restructure DELAY School Improvement Status HOLD School Improvement Status

Whitesville Elementary [Berkeley]

SCHOOL PROFILE

	Our School	Change from Last Year	Elementary Schools with Students Like Ours	Median Elementary School
Students (n=762)				
Retention rate	3.8%	Down from 4.6%	2.7%	2.3%
Attendance rate	96.3%	Up from 96.0%	96.1%	96.3%
Eligible for gifted and talented	9.3%	Up from 6.9%	9.1%	10.4%
With disabilities other than speech	11.1%	Up from 9.9%	8.7%	7.5%
Out-of-school suspensions or expulsions for violent &/or criminal offenses	0.0%	No Change	0.0%	0.0%
Teachers (n=50)				
Teachers with advanced degrees	50.0%	Down from 51.1%	57.1%	56.7%
Continuing contract teachers	60.0%	Down from 71.1%	80.0%	77.3%
Teachers with emergency or provisional certificates	0.0%	No Change	0.0%	0.0%
Teachers returning from previous year	80.0%	Down from 82.0%	87.4%	86.4%
Teacher attendance rate	95.8%	Up from 95.1%	94.8%	94.9%
Average teacher salary	\$42,207	Up 2.4%	\$45,361	\$45,345
Classes not taught by highly qualified teachers	0.0%	No Change	0.0%	0.0%
School				
Principal's years at school	4.0	Up from 3.0	4.0	4.0
Student-teacher ratio in core subjects	18.7 to 1	Down from 20.9 to 1	18.5 to 1	18.5 to 1
Prime instructional time	91.1%	Up from 89.1%	89.3%	89.8%
Opportunities in the arts	Good	No Change	Good	Good
SACS accreditation	Yes	No Change	Yes	Yes
Character development program	Excellent	No Change	Excellent	Excellent
Dollars spent per pupil*	\$6,938	Up 14.3%	\$7,077	\$7,052
Percent of expenditures for instruction*	66.6%	Down from 67.4%	68.8%	69.1%
Percent of expenditures for teacher salaries*	61.2%	Down from 63.5%	64.9%	64.2%
% of AYP objectives met	66.7%		87.5%	85.7%

* Prior year audited financial data available.

EVALUATION RESULTS

	Teachers	Students*	Parents*
Number of surveys returned	43	109	47
Percent satisfied with learning environment	90.7%	89.0%	83.0%
Percent satisfied with social and physical environment	93.0%	84.4%	73.9%
Percent satisfied with school-home relations	73.2%	87.2%	76.6%

*Only students at the highest elementary school grade level at this school and their parents were included.

REPORT OF PRINCIPAL AND SCHOOL IMPROVEMENT COUNCIL

The mission of Whitesville Elementary is to prepare our students to become successful, independent learners and responsible citizens. During the 2007-2008 school year, we implemented many programs and strategies that maximized our efforts in accomplishing this mission.

We had the privilege this year to be one of six schools in Berkeley County to participate in a program, "Positive Behavior Interventions and Supports." Through this program we defined, taught, and supported appropriate student behaviors to create a positive school environment. Hundreds of times a day we celebrated students who met our behavior expectations of being safe, responsible, and respectful. An outside audit of our program reflected that our staff was highly successful in our implementation. We look forward to expanding our knowledge in 2008-2009 with Year 2 training.

The content areas of science and social studies received a lot of attention this year. We opened a science lab and employed a teacher to ensure that time and attention was devoted to science instruction with the necessary space and supplies. All students in grades 3-5 attended twice a week. Additionally, what we believe is a first for Berkeley County, we held a social studies fair at the school. Students created projects on a wide range of topics and shared their knowledge on one special evening. Student and parent participation was overwhelming.

With our desire to have every child reading and writing on grade level, we continued our efforts to support a strong early literacy program already in place. We had our kindergarten, 1st, and 2nd grade teachers receive additional training throughout the year on the teaching of reading. We hired two interventionists to provide extra assistance to students in kindergarten-2nd grade that were experiencing difficulty. Our 4-K program was expanded from 40 students to 60 students. We sent 3 teachers to become trained in the 6+1 writing model and they provided staff development for our faculty throughout the year.

We applied for and received a state math grant which we will utilize during the 2008-09 school year. We will employ a math coach that will work directly with the teachers to improve our math instruction.

Finally, we continued our efforts to stay current with technology. We added a 4th computer lab and finished outfitting all classrooms with Smart Boards. Computer software was added in the area of early literacy and math.

We are proud of our accomplishments this year and expect this progress will continue as we plan for the 2008-09 school year.

Julia Taylor, Principal
Leila O'Neal, SIC Chairperson

Comprehensive detail, including definitions of rating, performance criteria, and explanations of status, is available on www.ed.sc.gov and www.eoc.sc.gov as well as school and school district websites.

Printed versions are available from school districts upon request.

Abbreviations Key

N/A Not Applicable N/AV Not Available N/C Not Collected N/R Not Reported I/S Insufficient Sample TBD To be determined
NI Newly Identified CSI Continuing School Improvement CA Corrective Action RP Plan to Restructure R Restructure DELAY School Improvement Status HOLD School Improvement Status