



SC Annual School Report Card Summary

St Stephen Elementary
Berkeley
Grades: PK-5 Enrollment: 471
Principal: Elaine Norton, Ed.D.
Superintendent: Dr. J. Chester Floyd
Board Chair: Douglas Cooper

PERFORMANCE

Comprehensive detail, including definitions of ratings, performance criteria, and explanations of status, is available on www.ed.sc.gov and www.eoc.sc.gov as well as school and school district websites. Printed versions are available from school districts upon request.

YEAR	ABSOLUTE RATING	GROWTH RATING	PALMETTO GOLD/SILVER AWARD	AYP STATUS	NCLB IMPROVEMENT STATUS
2008	Below Average	Below Average	TBD	Met	N/A
2007	Below Average	At-Risk	N/A	Met	N/A
2006	Average	Below Average	Silver	Met	N/A

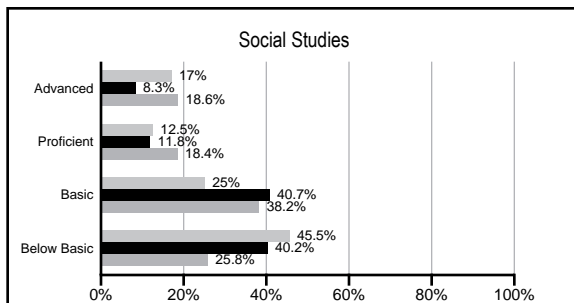
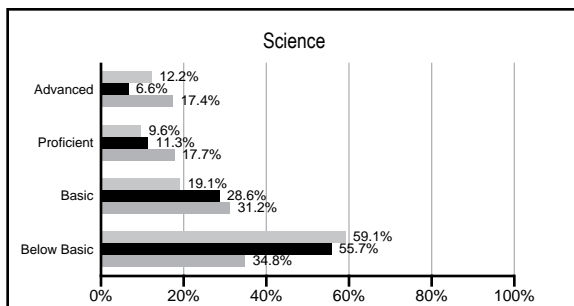
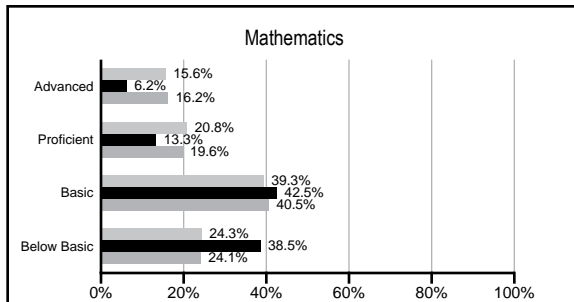
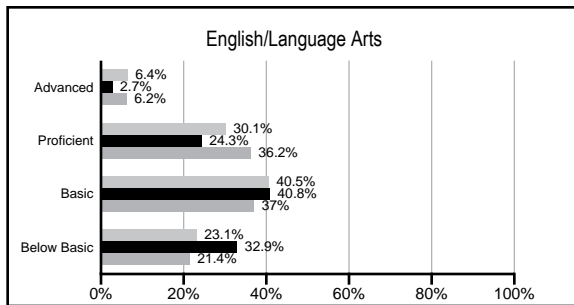
ABSOLUTE RATINGS OF ELEMENTARY SCHOOLS WITH STUDENTS LIKE OURS*

EXCELLENT	GOOD	AVERAGE	BELOW AVERAGE	AT-RISK
0	4	4	30	45

* Ratings are calculated with data available by 02/17/2009. Schools with Students like Ours are Elementary Schools with poverty indices of no more than 5% above or below the index for this school.

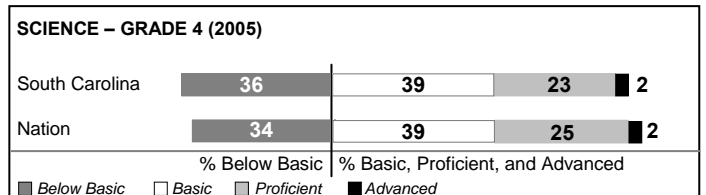
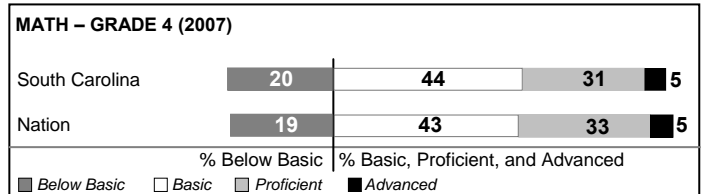
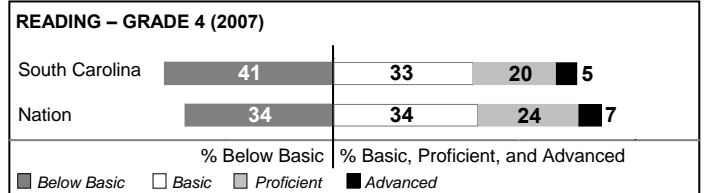
PACT PERFORMANCE

Our School
 Elementary Schools with Students Like Ours
 Elementary schools statewide



NAEP PERFORMANCE*

* Performance reported for SC and nation, data not available at school level. Percentages at NAEP Achievement Levels.



SC PERFORMANCE GOAL

2010 Goal:

By 2010, SC's student achievement will be ranked in the top half of the states nationally. To achieve this goal, we must become one of the fastest improving systems in the country.

2020 Goal: TBD

Abbreviations Key

N/A Not Applicable N/AV Not Available N/C Not Collected N/R Not Reported I/S Insufficient Sample TBD To be determined
 NI Newly Identified CSI Continuing School Improvement CA Corrective Action RP Plan to Restructure R Restructure DELAY School Improvement Status HOLD School Improvement Status

St Stephen Elementary [Berkeley]

SCHOOL PROFILE

	Our School	Change from Last Year	Elementary Schools with Students Like Ours	Median Elementary School
Students (n=471)				
Retention rate	7.4%	Down from 11.2%	3.2%	2.3%
Attendance rate	97.6%	Up from 97.5%	96.0%	96.3%
Eligible for gifted and talented	3.6%	Up from 1.9%	2.7%	10.4%
With disabilities other than speech	9.5%	Up from 5.5%	7.5%	7.5%
Out-of-school suspensions or expulsions for violent &/or criminal offenses	0.0%	No Change	0.0%	0.0%
Teachers (n=30)				
Teachers with advanced degrees	46.7%	Up from 46.2%	53.3%	56.7%
Continuing contract teachers	73.3%	Up from 73.1%	68.1%	77.3%
Teachers with emergency or provisional certificates	0.0%	No Change	0.0%	0.0%
Teachers returning from previous year	88.0%	Up from 81.0%	82.6%	86.4%
Teacher attendance rate	94.2%	Up from 93.9%	94.8%	94.9%
Average teacher salary	\$44,867	Up 3.5%	\$43,737	\$45,345
Classes not taught by highly qualified teachers	0.0%	Down from 3.7%	2.2%	0.0%
School				
Principal's years at school	4.0	Up from 3.0	3.0	4.0
Student-teacher ratio in core subjects	17.5 to 1	Down from 17.8 to 1	16.2 to 1	18.5 to 1
Prime instructional time	90.9%	Up from 90.3%	89.2%	89.8%
Opportunities in the arts	Good	No Change	Good	Good
SACS accreditation	Yes	No Change	Yes	Yes
Character development program	Excellent	No Change	Excellent	Excellent
Dollars spent per pupil*	\$6,769	Up 11.3%	\$8,276	\$7,052
Percent of expenditures for instruction*	63.3%	Up from 60.5%	68.4%	69.1%
Percent of expenditures for teacher salaries*	58.3%	Up from 55.5%	60.5%	64.2%
% of AYP objectives met	100.0%		65.7%	85.7%

* Prior year audited financial data available.

EVALUATION RESULTS

	Teachers	Students*	Parents*
Number of surveys returned	29	63	42
Percent satisfied with learning environment	82.8%	90.3%	95.2%
Percent satisfied with social and physical environment	92.9%	83.9%	85.7%
Percent satisfied with school-home relations	75.9%	88.7%	92.7%

*Only students at the highest elementary school grade level at this school and their parents were included.

REPORT OF PRINCIPAL AND SCHOOL IMPROVEMENT COUNCIL

St. Stephen Elementary is a small community school of national and state distinction that fosters a positive learning environment for all students. We are very proud of our students, our community, or faculty and staff, and our campus. Our school is rich in heritage and serves students in Pre-K through grade 5. We teacher our children at SSE to be successful in both academics and in their quest to become confident and productive members of society. Our school motto is "Failure is not an option."

At St. Stephen Elementary, we strive to create a culture of learning with a comprehensive curriculum that encourages students to strive for excellence at every developmental level, have high expectations, and become self-motivated. Our staff strives for academic excellence for all students through a program of instructional excellence. This program includes both staff development and innovative classroom instruction in the areas of ELA, Math, Science, Social Studies, and the related arts.

The school has established great partnerships with local business partners who serve as tutors, lunch buddies, and mentors for many students. The children have participated in extra-curricular activities such as martial arts, key boarding, steel drums, drama classes, sewing, cooking, dance, and chorus.

As with many schools throughout the state, St. Stephen Elementary continues to face many challenges, but we are dedicated individuals who work together as a team and are determined to make sure that "No Child is Left Behind." We will persist in our search for great teaching strategies, motivational techniques, and effective curriculum delivery models. As we strive to make St. Stephen Elementary a school where all parents want their child to attend.

Dr. Elaine Norton, Principal
Tara Callaghan, SIC

Comprehensive detail, including definitions of rating, performance criteria, and explanations of status, is available on www.ed.sc.gov and www.eoc.sc.gov as well as school and school district websites.

Printed versions are available from school districts upon request.

Abbreviations Key

N/A Not Applicable N/AV Not Available N/C Not Collected N/R Not Reported I/S Insufficient Sample TBD To be determined
NI Newly Identified CSI Continuing School Improvement CA Corrective Action RP Plan to Restructure R Restructure DELAY School Improvement Status HOLD School Improvement Status