



SC Annual School Report Card Summary

Henry E. Bonner Elementary
 Berkeley
 Grades: PK-4 Enrollment: 703
 Principal: Natalie S. Locklear
 Superintendent: Dr. J. Chester Floyd
 Board Chair: Douglas Cooper

PERFORMANCE

Comprehensive detail, including definitions of ratings, performance criteria, and explanations of status, is available on www.ed.sc.gov and www.eoc.sc.gov as well as school and school district websites. Printed versions are available from school districts upon request.

YEAR	ABSOLUTE RATING	GROWTH RATING	PALMETTO GOLD/SILVER AWARD	AYP STATUS	NCLB IMPROVEMENT STATUS
2008	Below Average	At-Risk	TBD	Not Met	R
2007	Below Average	Good	Silver	Not Met	RP
2006	Average	Good	Silver	Not Met	CA

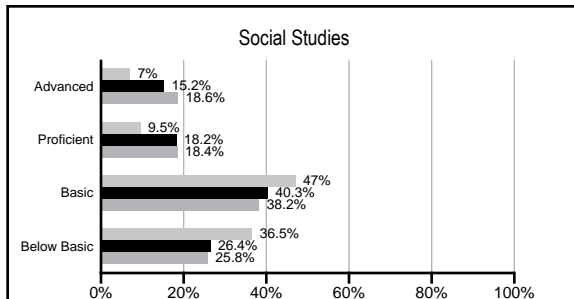
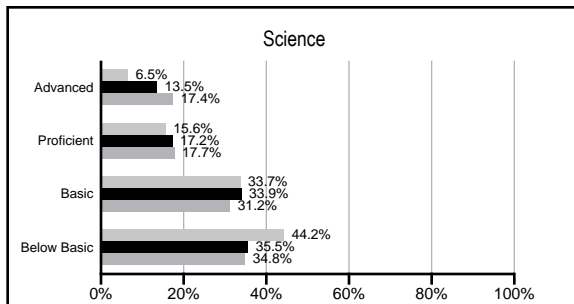
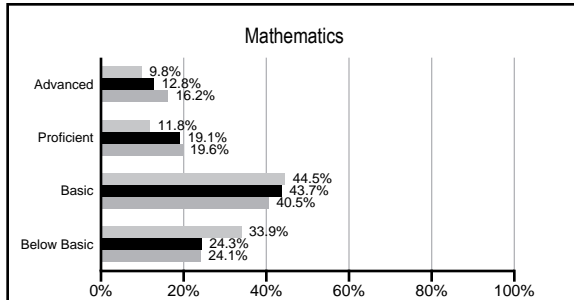
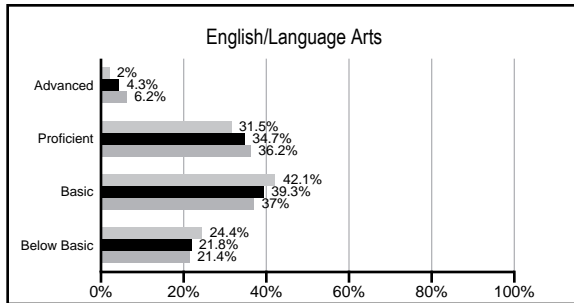
ABSOLUTE RATINGS OF ELEMENTARY SCHOOLS WITH STUDENTS LIKE OURS*

EXCELLENT	GOOD	AVERAGE	BELOW AVERAGE	AT-RISK
0	4	48	36	1

* Ratings are calculated with data available by 02/17/2009. Schools with Students like Ours are Elementary Schools with poverty indices of no more than 5% above or below the index for this school.

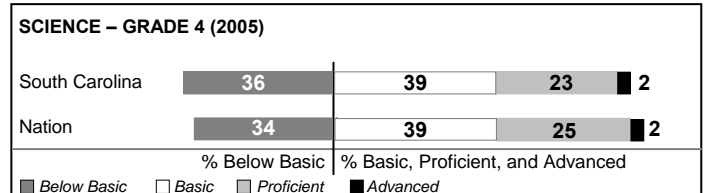
PACT PERFORMANCE

Our School
 Elementary Schools with Students Like Ours
 Elementary schools statewide



NAEP PERFORMANCE*

* Performance reported for SC and nation, data not available at school level. Percentages at NAEP Achievement Levels.



SC PERFORMANCE GOAL

2010 Goal:

By 2010, SC's student achievement will be ranked in the top half of the states nationally. To achieve this goal, we must become one of the fastest improving systems in the country.

2020 Goal: TBD

Abbreviations Key

N/A Not Applicable N/AV Not Available N/C Not Collected N/R Not Reported I/S Insufficient Sample TBD To be determined
 NI Newly Identified CSI Continuing School Improvement CA Corrective Action RP Plan to Restructure R Restructure DELAY School Improvement Status HOLD School Improvement Status

Henry E. Bonner Elementary [Berkeley]

SCHOOL PROFILE

	Our School	Change from Last Year	Elementary Schools with Students Like Ours	Median Elementary School
Students (n=703)				
Retention rate	4.7%	Up from 3.9%	2.9%	2.3%
Attendance rate	95.9%	Up from 95.6%	96.1%	96.3%
Eligible for gifted and talented	9.2%	Up from 7.7%	8.9%	10.4%
With disabilities other than speech	6.8%	Down from 9.5%	9.0%	7.5%
Out-of-school suspensions or expulsions for violent &/or criminal offenses	0.0%	No Change	0.0%	0.0%
Teachers (n=42)				
Teachers with advanced degrees	66.7%	Down from 69.8%	56.5%	56.7%
Continuing contract teachers	81.0%	Up from 74.4%	79.8%	77.3%
Teachers with emergency or provisional certificates	0.0%	No Change	0.0%	0.0%
Teachers returning from previous year	86.7%	Down from 87.1%	87.1%	86.4%
Teacher attendance rate	95.6%	Up from 94.2%	94.9%	94.9%
Average teacher salary	\$45,049	Up 1.6%	\$45,378	\$45,345
Classes not taught by highly qualified teachers	0.0%	No Change	0.0%	0.0%
School				
Principal's years at school	1.0	Down from 7.0	4.0	4.0
Student-teacher ratio in core subjects	18.3 to 1	Down from 22.0 to 1	18.5 to 1	18.5 to 1
Prime instructional time	89.8%	Up from 88.4%	89.4%	89.8%
Opportunities in the arts	Good	No Change	Good	Good
SACS accreditation	Yes	No Change	Yes	Yes
Character development program	Good	No Change	Excellent	Excellent
Dollars spent per pupil*	\$6,451	Up 10.9%	\$7,071	\$7,052
Percent of expenditures for instruction*	65.5%	Down from 66.2%	68.5%	69.1%
Percent of expenditures for teacher salaries*	59.5%	Down from 62.4%	63.8%	64.2%
% of AYP objectives met	64.7%		84.2%	85.7%

* Prior year audited financial data available.

EVALUATION RESULTS

	Teachers	Students*	Parents*
Number of surveys returned	41	138	83
Percent satisfied with learning environment	90.2%	86.2%	89.2%
Percent satisfied with social and physical environment	97.6%	81.9%	89.0%
Percent satisfied with school-home relations	90.2%	82.6%	79.3%

*Only students at the highest elementary school grade level at this school and their parents were included.

REPORT OF PRINCIPAL AND SCHOOL IMPROVEMENT COUNCIL

It was another great year at Bonner Elementary School. Our staff, students and volunteers provided an exceptional environment where great things happened daily. H.E. Bonner Elementary School is a rural school located nine miles northeast of Moncks Corner, South Carolina. We serve approximately 720 students from nine small communities. Our greatest asset is having a community and faculty that are committed to helping all children succeed.

Our school received the Palmetto's Silver Award for improving test scores, South Carolina's Arts in Basic Curriculum Grant, and we've applied for the DAP (Distinguished Arts Program) Grant. While we experience success in many areas, we focused this year on math, reading, and integrating the arts. We were fortunate to have a math coach and a literacy coach who allowed us to better focus on instruction and in-house staff development. As a county, we implemented a balanced literacy program that focused on phonemic awareness and the Everyday Math series, which spirals the curriculum as it relates to everyday situations. As a school, we set the stage so our students could experience units that integrate music, art, dance, and theatre. This was a great opportunity for students to connect their learning to their areas of interest.

We continuously assess student performance to help guide our instruction and use test data to target specific student needs. We continued programs such as Accelerated Reader, FastMath, after-school tutoring, inquiry-based science lessons, and Roscoe Reading. These programs add an element of fun and help students to understand that learning can be enjoyable. Technology is a primary focus for our school. We want to provide technological equipment that will help our students be competitive in their later employment. Right now we have SmartBoards, computers in every classroom, and two computer labs. Our next big push will center on getting Senteo Systems for each classroom.

PTO has been a crucial component of our success this year. They volunteered numerous hours that helped our faculty, staff, and students in many ways. For example, one of their goals this year was to provide equipment for our kindergarten play area. Our students were excited to hear that their new playground equipment would be installed and ready for the 2008-2009 school year. The PTO, community members, and parent volunteers added a lot of character and truly made it an exciting year.

Bonner Elementary achieved 19 of the 21 Average Yearly Progress (AYP) objectives. Our plans for the 2008-2009 school year include a focus on grade-level planning and student assessment. We will utilize weekly team planning to plan instruction and reflect on lessons and assessments. These initiatives will continue moving us toward achieving Adequate Yearly Progress.

Natalie S. Locklear, Principal
Susan Denton, School Improvement Council

Comprehensive detail, including definitions of rating, performance criteria, and explanations of status, is available on www.ed.sc.gov and www.eoc.sc.gov as well as school and school district websites.

Printed versions are available from school districts upon request.

Abbreviations Key

N/A Not Applicable N/AV Not Available N/C Not Collected N/R Not Reported I/S Insufficient Sample TBD To be determined
NI Newly Identified CSI Continuing School Improvement CA Corrective Action RP Plan to Restructure R Restructure DELAY School Improvement Status HOLD School Improvement Status