



SC Annual School Report Card Summary

J K Gourdin Elementary
Berkeley
Grades: PK-5 Enrollment: 185
Principal: Lorene Bradley
Superintendent: Dr. J. Chester Floyd
Board Chair: Douglas Cooper

PERFORMANCE

Comprehensive detail, including definitions of ratings, performance criteria, and explanations of status, is available on www.ed.sc.gov and www.eoc.sc.gov as well as school and school district websites. Printed versions are available from school districts upon request.

YEAR	ABSOLUTE RATING	GROWTH RATING	PALMETTO GOLD/SILVER AWARD	AYP STATUS	NCLB IMPROVEMENT STATUS
2008	Below Average	Good	TBD	Not Met	NI
2007	At-Risk	Below Average	N/A	Not Met	N/A
2006	Below Average	At-Risk	N/A	Met	N/A

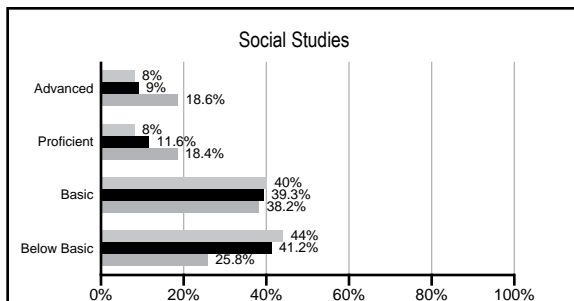
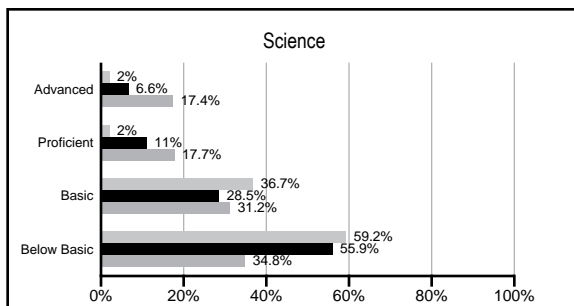
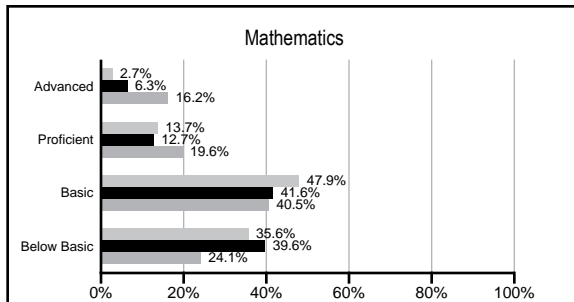
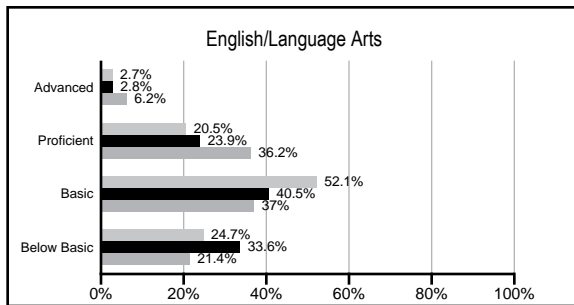
ABSOLUTE RATINGS OF ELEMENTARY SCHOOLS WITH STUDENTS LIKE OURS*

EXCELLENT	GOOD	AVERAGE	BELOW AVERAGE	AT-RISK
0	4	2	19	34

* Ratings are calculated with data available by 02/17/2009. Schools with Students like Ours are Elementary Schools with poverty indices of no more than 5% above or below the index for this school.



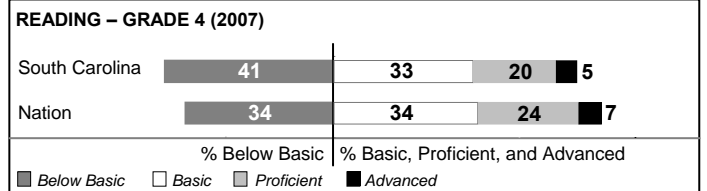
PACT PERFORMANCE

Our School
 Elementary Schools with Students Like Ours
 Elementary schools statewide



NAEP PERFORMANCE*

* Performance reported for SC and nation, data not available at school level. Percentages at NAEP Achievement Levels.



SC PERFORMANCE GOAL

2010 Goal:
 By 2010, SC's student achievement will be ranked in the top half of the states nationally. To achieve this goal, we must become one of the fastest improving systems in the country.

2020 Goal: TBD

Abbreviations Key

N/A Not Applicable N/AV Not Available N/C Not Collected N/R Not Reported I/S Insufficient Sample TBD To be determined
 NI Newly Identified CSI Continuing School Improvement CA Corrective Action RP Plan to Restructure R Restructure DELAY School Improvement Status HOLD School Improvement Status

J K Gourdin Elementary [Berkeley]

SCHOOL PROFILE

	Our School	Change from Last Year	Elementary Schools with Students Like Ours	Median Elementary School
Students (n=185)				
Retention rate	4.2%	Up from 2.7%	3.1%	2.3%
Attendance rate	97.8%	Up from 96.4%	96.0%	96.3%
Eligible for gifted and talented	2.5%	Up from 2.1%	2.7%	10.4%
With disabilities other than speech	2.6%	Up from 2.5%	7.6%	7.5%
Out-of-school suspensions or expulsions for violent &/or criminal offenses	0.0%	No Change	0.0%	0.0%
Teachers (n=13)				
Teachers with advanced degrees	61.5%	Up from 53.8%	52.9%	56.7%
Continuing contract teachers	76.9%	No Change	66.7%	77.3%
Teachers with emergency or provisional certificates	0.0%	No Change	0.0%	0.0%
Teachers returning from previous year	90.6%	Up from 84.5%	81.5%	86.4%
Teacher attendance rate	90.7%	Down from 94.9%	94.8%	94.9%
Average teacher salary	\$47,700	Up 8.2%	\$43,737	\$45,345
Classes not taught by highly qualified teachers	4.4%	Up from 0.0%	2.2%	0.0%
School				
Principal's years at school	1.0	Down from 3.0	3.0	4.0
Student-teacher ratio in core subjects	15.0 to 1	Down from 17.6 to 1	16.1 to 1	18.5 to 1
Prime instructional time	84.9%	Down from 89.7%	89.3%	89.8%
Opportunities in the arts	Good	No Change	Good	Good
SACS accreditation	Yes	No Change	Yes	Yes
Character development program	Good	Up from Average	Excellent	Excellent
Dollars spent per pupil*	\$9,366	Up 18.4%	\$8,435	\$7,052
Percent of expenditures for instruction*	53.3%	Up from 53.0%	68.3%	69.1%
Percent of expenditures for teacher salaries*	47.3%	Down from 48.9%	60.5%	64.2%
% of AYP objectives met	76.9%		66.7%	85.7%

* Prior year audited financial data available.

EVALUATION RESULTS

	Teachers	Students*	Parents*
Number of surveys returned	12	25	18
Percent satisfied with learning environment	66.7%	84.0%	77.8%
Percent satisfied with social and physical environment	75.0%	96.0%	82.4%
Percent satisfied with school-home relations	75.0%	88.0%	94.4%

*Only students at the highest elementary school grade level at this school and their parents were included.

REPORT OF PRINCIPAL AND SCHOOL IMPROVEMENT COUNCIL

J.K. Gourdin Elementary School is located in the Pineville-Russellville community of Berkeley County. Our mission is to ensure a quality education for all students within a safe environment and prepare them for the future. Our school serves a total of 185 students in a 4K through fifth grade educational setting. We are a schoolwide Title 1 school fully accredited by the Southern Association of Colleges and Schools. During the 2007-2008 school year, we were awarded a Twenty-First Century Community Learning Center Grant. This after-school program provided extended day services to promote reading, math, and homework assistance. Social and cultural enrichment activities encouraged students' growth and development. Our school community is rich in family values, which are exhibited in our family friendly atmosphere.

In order to achieve our mission, our primary goals were to increase student achievement as measured by the Palmetto Achievement Challenged Test (PACT), provide opportunities for teachers to participate in professional training based on best practices, exhibit a safe and orderly positive learning environment, and create an environment that fosters a working partnership between the home and school.

The use of computers and SMART boards provided a diverse amount of technology to enhance the instructional program. Students participated daily in reading and math computer assisted instruction in the Success Maker Computer Lab. An additional computer lab was used for special class projects to allow students to engage in research, complete Accelerated Reader tests, and participate in the district's benchmark (Measures of Academic Progress), which is used to monitor students' progress and achievement in reading, language, and math.

Teachers were provided opportunities to participate actively in weekly curriculum focus meetings, conferences, workshops, and mentoring initiatives to promote collaboration, planning, and instruction. Teachers participated in Comprehensive Literacy, SMART Board, Data Analysis, Six Plus One Writing Traits, Classroom Management, and Fluency training to learn strategies for improving teaching and learning.

Our students were celebrated with incentives and other rewards for demonstrating positive attitudes, respectful behavior, and academic achievement. They participated in Family Math Night, science fair, spelling bee, holiday programs, and pageants. The Roscoe Reader program served as a major schoolwide reading program. Most students in grades 2-5 received awards.

We thank the PTA, parents, volunteers, and the community for playing an integral part in the educational program. We solicit your continued support in improving student growth and achievement.

Lorene Bradley, Principal
Valerie Mayrant, School Improvement Council Chairperson

Comprehensive detail, including definitions of rating, performance criteria, and explanations of status, is available on www.ed.sc.gov and www.eoc.sc.gov as well as school and school district websites.

Printed versions are available from school districts upon request.

Abbreviations Key

N/A Not Applicable N/AV Not Available N/C Not Collected N/R Not Reported I/S Insufficient Sample TBD To be determined

NI Newly Identified CSI Continuing School Improvement CA Corrective Action RP Plan to Restructure R Restructure DELAY School Improvement Status HOLD School Improvement Status