



SC Annual School Report Card Summary

Cross Elementary

Berkeley

Grades: PK-6

Enrollment: 428

Principal: Carolyn Myers-Gillens

Superintendent: Dr. J. Chester Floyd

Board Chair: Douglas Cooper

PERFORMANCE

Comprehensive detail, including definitions of ratings, performance criteria, and explanations of status, is available on www.ed.sc.gov and www.eoc.sc.gov as well as school and school district websites. Printed versions are available from school districts upon request.

YEAR	ABSOLUTE RATING	GROWTH RATING	PALMETTO GOLD/SILVER AWARD	AYP STATUS	NCLB IMPROVEMENT STATUS
2008	Below Average	Good	TBD	Not Met	N/A
2007	Below Average	Below Average	N/A	Met	N/A
2006	Average	Below Average	N/A	Met	N/A

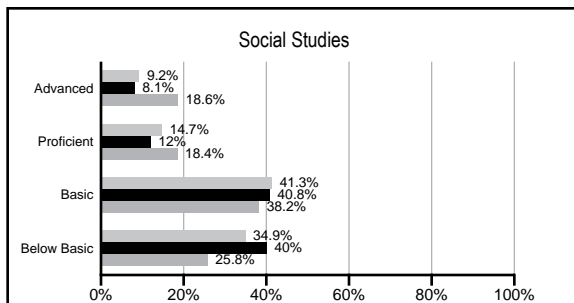
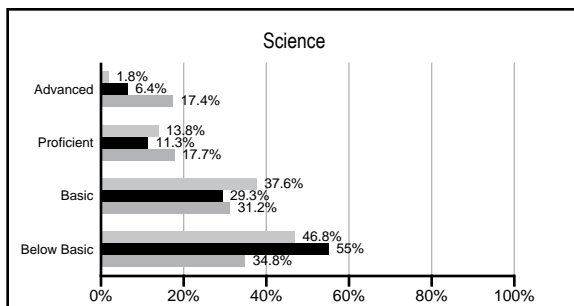
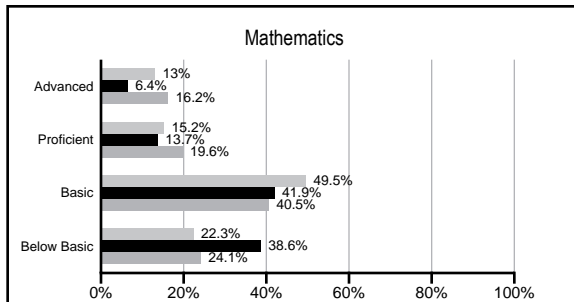
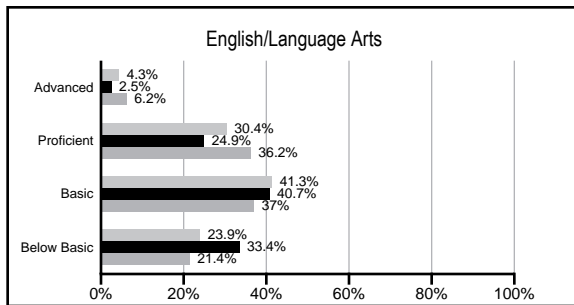
ABSOLUTE RATINGS OF ELEMENTARY SCHOOLS WITH STUDENTS LIKE OURS*

EXCELLENT	GOOD	AVERAGE	BELOW AVERAGE	AT-RISK
0	4	6	49	61

* Ratings are calculated with data available by 02/17/2009. Schools with Students like Ours are Elementary Schools with poverty indices of no more than 5% above or below the index for this school.


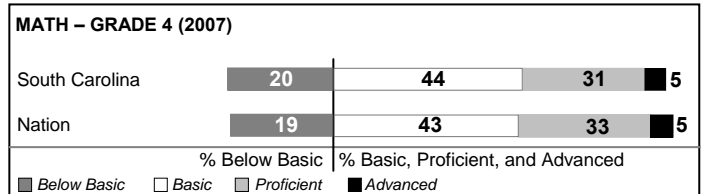
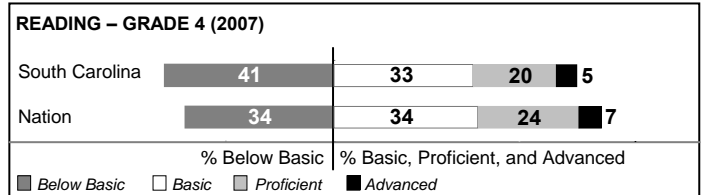
PACT PERFORMANCE

Our School
 Elementary Schools with Students Like Ours
 Elementary schools statewide



NAEP PERFORMANCE*

* Performance reported for SC and nation, data not available at school level. Percentages at NAEP Achievement Levels.



SC PERFORMANCE GOAL

2010 Goal:

By 2010, SC's student achievement will be ranked in the top half of the states nationally. To achieve this goal, we must become one of the fastest improving systems in the country.

2020 Goal: TBD

Abbreviations Key

N/A Not Applicable N/AV Not Available N/C Not Collected N/R Not Reported I/S Insufficient Sample TBD To be determined
 NI Newly Identified CSI Continuing School Improvement CA Corrective Action RP Plan to Restructure R Restructure DELAY School Improvement Status HOLD School Improvement Status

Cross Elementary [Berkeley]

SCHOOL PROFILE

	Our School	Change from Last Year	Elementary Schools with Students Like Ours	Median Elementary School
Students (n=428)				
Retention rate	6.9%	No Change	3.1%	2.3%
Attendance rate	96.7%	Up from 95.6%	96.0%	96.3%
Eligible for gifted and talented	3.3%	Down from 5.3%	3.1%	10.4%
With disabilities other than speech	11.4%	Up from 10.7%	7.8%	7.5%
Out-of-school suspensions or expulsions for violent &/or criminal offenses	0.0%	No Change	0.0%	0.0%
Teachers (n=31)				
Teachers with advanced degrees	64.5%	Down from 71.0%	53.9%	56.7%
Continuing contract teachers	80.6%	Down from 87.1%	69.1%	77.3%
Teachers with emergency or provisional certificates	7.7%	Up from 3.6%	0.0%	0.0%
Teachers returning from previous year	89.5%	Up from 88.2%	82.9%	86.4%
Teacher attendance rate	96.0%	Up from 87.4%	95.0%	94.9%
Average teacher salary	\$49,091	Up 4.0%	\$43,674	\$45,345
Classes not taught by highly qualified teachers	0.0%	Down from 12.6%	0.7%	0.0%
School				
Principal's years at school	22.0	Up from 21.0	3.0	4.0
Student-teacher ratio in core subjects	15.4 to 1	Up from 15.3 to 1	16.6 to 1	18.5 to 1
Prime instructional time	91.8%	Up from 81.7%	89.4%	89.8%
Opportunities in the arts	Good	Up from Fair	Good	Good
SACS accreditation	Yes	No Change	Yes	Yes
Character development program	Excellent	No Change	Excellent	Excellent
Dollars spent per pupil*	\$8,003	Up 21.0%	\$8,151	\$7,052
Percent of expenditures for instruction*	58.5%	Down from 62.5%	68.5%	69.1%
Percent of expenditures for teacher salaries*	53.4%	Down from 56.9%	61.1%	64.2%
% of AYP objectives met	80.0%		69.2%	85.7%

* Prior year audited financial data available.

EVALUATION RESULTS

	Teachers	Students*	Parents*
Number of surveys returned	29	42	18
Percent satisfied with learning environment	100.0%	62.5%	61.1%
Percent satisfied with social and physical environment	96.6%	59.5%	76.5%
Percent satisfied with school-home relations	96.6%	76.2%	83.3%

*Only students at the highest elementary school grade level at this school and their parents were included.

REPORT OF PRINCIPAL AND SCHOOL IMPROVEMENT COUNCIL

Cross Elementary School has created a positive climate for learning centered on its school motto - I Believe in myself, I CAN! Our vision is to establish a learning community that maximizes students' learning potential while empowering them to become successful, productive citizens and lifelong learners. Cross Elementary's mission is to provide all students with opportunities to reach their fullest potential, supported by a committed school and community.

The school population is unique and ranges from four-year-old child development through sixth grade. The school is fully accredited by the Southern Association of Colleges and Schools and qualifies for title 1 federal funds based on a free and reduced-price lunch rate exceeding 85%. The school offers a wide variety of educational programs to benefit all levels and styles of learners. A fine arts program provides students with opportunities in art, music, library and physical education and band. Students receive computer-assisted instruction weekly with additional opportunities to complete reports, enhance their technology skills, and receive extra computerized instruction. Students needing additional instruction in math and reading are identified and provided assistance in after-school tutoring classes. Tutoring and extra-curricular activities are provided through a 21st Century grant.

Cross Elementary met Adequately Yearly Progress (AYP) and has twice been awarded the Palmetto Silver Award. The school, in collaboration with the School-wide Planning Team and the School Improvement Council, was successful in implementing and achieving programs and goals through service learning projects, a school volunteers, business and community partnerships, family literacy workshops, parenting programs, Annual Career Day, Adult Education initiatives, and the school-wide Accelerated Reading incentive program. Emphasis continues to be placed on professional growth and development for the Cross Elementary staff. Staff members are trained in Comprehensive Literacy, grade-level appropriate Science kits, Differentiated Instruction, Curriculum Mapping, and Data Analysis. Teachers, administrators, and classified staff are given opportunities to enhance their skills by participating in local workshops and state conferences.

Academically gifted students in grades 4 and 5 have been recipients of Duke TIP. Student achievement in grades one through six continues to show improvement in English/language arts and mathematics. The adoption of a new comprehensive literacy approach, Early Childhood Education Pilot Program (CDEPP), and the use of best practices in mathematics for grades CD through six, will assist with efforts for continued academic performances and student success.

Carolyn M. Gillens, Ed.D., Principal
Sandra Thompson, School Improvement

Comprehensive detail, including definitions of rating, performance criteria, and explanations of status, is available on www.ed.sc.gov and www.eoc.sc.gov as well as school and school district websites.

Printed versions are available from school districts upon request.

Abbreviations Key

N/A Not Applicable N/AV Not Available N/C Not Collected N/R Not Reported I/S Insufficient Sample TBD To be determined
NI Newly Identified CSI Continuing School Improvement CA Corrective Action RP Plan to Restructure R Restructure DELAY School Improvement Status HOLD School Improvement Status