



SC Annual School Report Card Summary

Cainhoy Elementary/ Middle Berkeley
Grades: PK-8 Enrollment: 247
Principal: John Spagnolia
Superintendent: Dr. J. Chester Floyd
Board Chair: Douglas Cooper

PERFORMANCE

Comprehensive detail, including definitions of ratings, performance criteria, and explanations of status, is available on www.ed.sc.gov and www.eoc.sc.gov as well as school and school district websites. Printed versions are available from school districts upon request.

YEAR	ABSOLUTE RATING	GROWTH RATING	PALMETTO GOLD/SILVER AWARD	AYP STATUS	NCLB IMPROVEMENT STATUS
2008	Below Average	Good	TBD	Met	RP-DELAY
2007	Below Average	Good	N/A	Not Met	RP
2006	Below Average	At-Risk	N/A	Not Met	CA

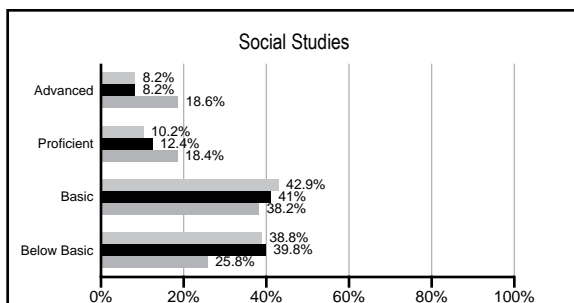
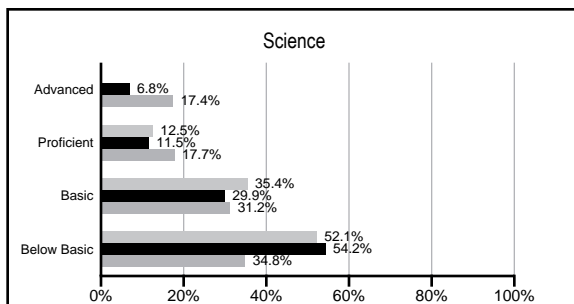
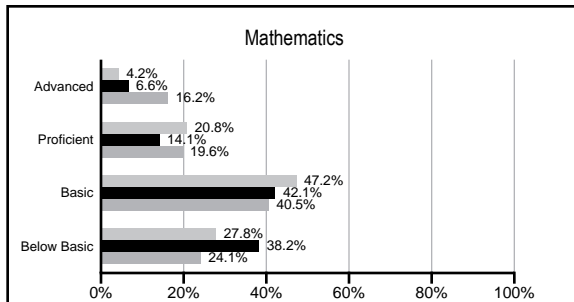
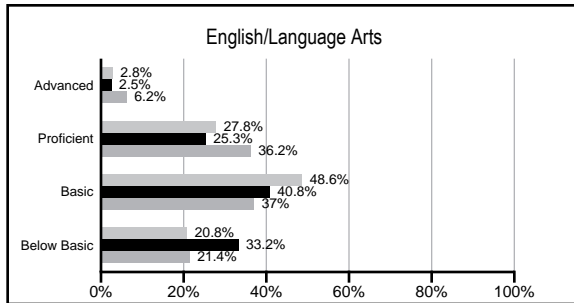
ABSOLUTE RATINGS OF ELEMENTARY SCHOOLS WITH STUDENTS LIKE OURS*

EXCELLENT	GOOD	AVERAGE	BELOW AVERAGE	AT-RISK
0	4	8	57	61

* Ratings are calculated with data available by 02/17/2009. Schools with Students like Ours are Elementary Schools with poverty indices of no more than 5% above or below the index for this school.

PACT PERFORMANCE

Our School
 Elementary Schools with Students Like Ours
 Elementary schools statewide



NAEP PERFORMANCE*

* Performance reported for SC and nation, data not available at school level. Percentages at NAEP Achievement Levels.



SC PERFORMANCE GOAL

2010 Goal:
By 2010, SC's student achievement will be ranked in the top half of the states nationally. To achieve this goal, we must become one of the fastest improving systems in the country.

2020 Goal: TBD

Abbreviations Key

N/A Not Applicable N/AV Not Available N/C Not Collected N/R Not Reported I/S Insufficient Sample TBD To be determined
 NI Newly Identified CSI Continuing School Improvement CA Corrective Action RP Plan to Restructure R Restructure DELAY School Improvement Status HOLD School Improvement Status

Cainhoy Elementary/ Middle [Berkeley]

SCHOOL PROFILE

	Our School	Change from Last Year	Elementary Schools with Students Like Ours	Median Elementary School
Students (n=247)				
Retention rate	2.1%	Down from 4.2%	3.1%	2.3%
Attendance rate	96.8%	Up from 96.2%	96.0%	96.3%
Eligible for gifted and talented	3.1%	Down from 4.4%	3.1%	10.4%
With disabilities other than speech	8.7%	Down from 9.4%	7.8%	7.5%
Out-of-school suspensions or expulsions for violent &/or criminal offenses	0.0%	Down from 0.4%	0.0%	0.0%
Teachers (n=24)				
Teachers with advanced degrees	58.3%	Up from 46.4%	53.9%	56.7%
Continuing contract teachers	75.0%	Up from 60.7%	69.1%	77.3%
Teachers with emergency or provisional certificates	0.0%	No Change	0.0%	0.0%
Teachers returning from previous year	77.1%	Up from 72.0%	82.9%	86.4%
Teacher attendance rate	95.5%	Down from 95.6%	95.0%	94.9%
Average teacher salary	\$45,191	Up 8.3%	\$43,674	\$45,345
Classes not taught by highly qualified teachers	0.0%	No Change	0.7%	0.0%
School				
Principal's years at school	4.0	Up from 3.0	3.0	4.0
Student-teacher ratio in core subjects	12.4 to 1	Up from 11.6 to 1	16.6 to 1	18.5 to 1
Prime instructional time	91.0%	Up from 90.6%	89.4%	89.8%
Opportunities in the arts	Excellent	No Change	Good	Good
SACS accreditation	Yes	No Change	Yes	Yes
Character development program	Excellent	No Change	Excellent	Excellent
Dollars spent per pupil*	\$12,276	Up 34.2%	\$8,151	\$7,052
Percent of expenditures for instruction*	58.3%	Down from 61.1%	68.5%	69.1%
Percent of expenditures for teacher salaries*	48.9%	Down from 56.6%	61.1%	64.2%
% of AYP objectives met	100.0%		69.2%	85.7%

* Prior year audited financial data available.

EVALUATION RESULTS

	Teachers	Students*	Parents*
Number of surveys returned	25	27	29
Percent satisfied with learning environment	84.0%	88.5%	82.8%
Percent satisfied with social and physical environment	96.0%	96.3%	89.7%
Percent satisfied with school-home relations	68.0%	88.9%	92.9%

*Only students at the highest elementary school grade level at this school and their parents were included.

REPORT OF PRINCIPAL AND SCHOOL IMPROVEMENT COUNCIL

Cainhoy Elementary/Middle School continues its commitment to raising student achievement through strong academics and dynamic, engaging programs. The implementation of school improvement has shown marked improvements in the areas of curriculum and students' achievement.

The faculty continues to examine students' achievement gains and the curriculum in the areas of reading, writing, mathematical concepts, critical thinking, and assessment.

Our accomplishments in 2007-2008 included: 9 students passing the Algebra 1 End-of-Course Exam, 3 All County Band participants, 2 Spell Bound Competition participants, 13 All County Chorus participants, 26 All County Strings Participants, Cainhoy Steel band performing at the 2008 Piccolo Spoleto Festival and being highlighted in Forbes magazine, and Production of a Student News Show continues. We also formed a middle school chorus, 4H Club, and Beta Club.

We have continued to promote the use of technology with the installation of "Smart Boards" in classrooms and SUCCESS maker software in our Academic Learning Lab. The school continues to open the Tiger café to encourage students to participate in our Accelerated Reading program. The faculty and staff also increased the requirements for students to earn Tiger Bucks for displaying good behavior to purchase materials such as pencils, paper, notebooks, games, candy, and several other items from our Tiger Pride Store.

Our Parent Teacher Organization and School Improvement Council worked unceasingly to support students, teachers, and staff to enhance students' achievement. They provided classroom supplies throughout the school year and organized a spring Festival celebrating the 50th year of Cainhoy school existence.

We will continue to improve our school's overall rating with a coordinated team effort of district leaders, administrators, teachers, students, parents, and a strong School Improvement Council and Parent Teacher Organization.

Ella Chisolm, SIC Chairperson
John Spagnolia, Principal

Comprehensive detail, including definitions of rating, performance criteria, and explanations of status, is available on www.ed.sc.gov and www.eoc.sc.gov as well as school and school district websites.

Printed versions are available from school districts upon request.

Abbreviations Key

N/A Not Applicable N/AV Not Available N/C Not Collected N/R Not Reported I/S Insufficient Sample TBD To be determined

NI Newly Identified CSI Continuing School Improvement CA Corrective Action RP Plan to Restructure R Restructure DELAY School Improvement Status HOLD School Improvement Status