



SC Annual School Report Card Summary

Boulder Bluff Elementary

Berkeley

Grades: PK-5

Enrollment: 674

Principal: Diane White

Superintendent: Dr. J. Chester Floyd

Board Chair: Douglas Cooper

PERFORMANCE

Comprehensive detail, including definitions of ratings, performance criteria, and explanations of status, is available on www.ed.sc.gov and www.eoc.sc.gov as well as school and school district websites. Printed versions are available from school districts upon request.

YEAR	ABSOLUTE RATING	GROWTH RATING	PALMETTO GOLD/SILVER AWARD	AYP STATUS	NCLB IMPROVEMENT STATUS
2008	Average	Below Average	TBD	Not Met	CA
2007	Average	Average	N/A	Met	CSI-DELAY
2006	Average	At-Risk	N/A	Not Met	CSI

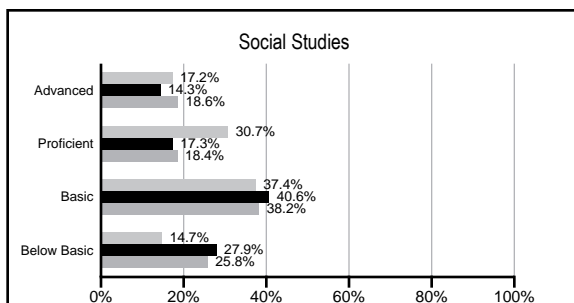
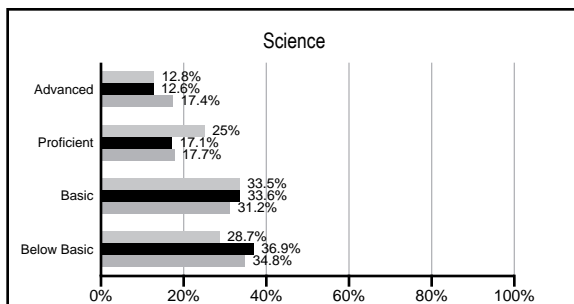
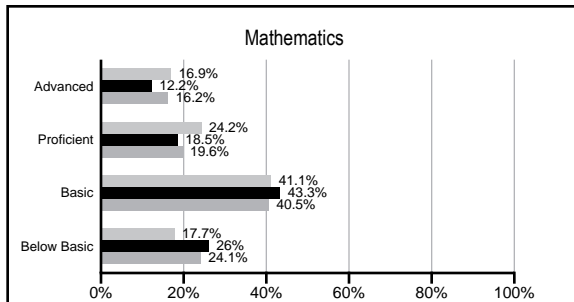
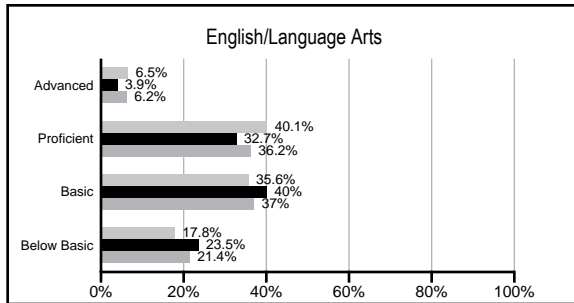
ABSOLUTE RATINGS OF ELEMENTARY SCHOOLS WITH STUDENTS LIKE OURS*

EXCELLENT	GOOD	AVERAGE	BELOW AVERAGE	AT-RISK
0	2	34	44	1

* Ratings are calculated with data available by 02/17/2009. Schools with Students like Ours are Elementary Schools with poverty indices of no more than 5% above or below the index for this school.

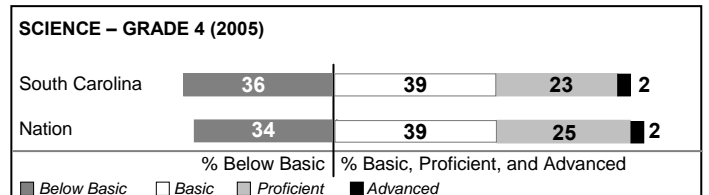
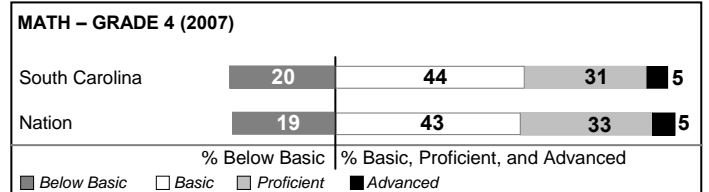
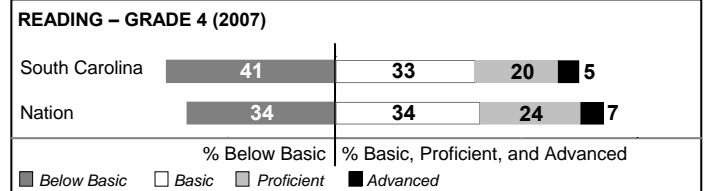
PACT PERFORMANCE

Our School
 Elementary Schools with Students Like Ours
 Elementary schools statewide



NAEP PERFORMANCE*

* Performance reported for SC and nation, data not available at school level. Percentages at NAEP Achievement Levels.



SC PERFORMANCE GOAL

2010 Goal:

By 2010, SC's student achievement will be ranked in the top half of the states nationally. To achieve this goal, we must become one of the fastest improving systems in the country.

2020 Goal: TBD

Abbreviations Key

N/A Not Applicable N/AV Not Available N/C Not Collected N/R Not Reported I/S Insufficient Sample TBD To be determined
 NI Newly Identified CSI Continuing School Improvement CA Corrective Action RP Plan to Restructure R Restructure DELAY School Improvement Status HOLD School Improvement Status

Boulder Bluff Elementary [Berkeley]

SCHOOL PROFILE

	Our School	Change from Last Year	Elementary Schools with Students Like Ours	Median Elementary School
Students (n=674)				
Retention rate	5.5%	Up from 4.4%	2.8%	2.3%
Attendance rate	96.4%	Up from 96.0%	96.0%	96.3%
Eligible for gifted and talented	7.5%	Up from 5.9%	6.5%	10.4%
With disabilities other than speech	14.1%	Up from 13.1%	9.0%	7.5%
Out-of-school suspensions or expulsions for violent &/or criminal offenses	0.0%	No Change	0.0%	0.0%
Teachers (n=49)				
Teachers with advanced degrees	61.2%	Up from 55.6%	54.1%	56.7%
Continuing contract teachers	57.1%	Down from 57.8%	74.3%	77.3%
Teachers with emergency or provisional certificates	0.0%	No Change	0.0%	0.0%
Teachers returning from previous year	77.8%	Down from 78.2%	85.5%	86.4%
Teacher attendance rate	94.1%	Down from 95.4%	94.9%	94.9%
Average teacher salary	\$42,371	Up 2.5%	\$44,314	\$45,345
Classes not taught by highly qualified teachers	0.0%	No Change	0.0%	0.0%
School				
Principal's years at school	1.0	Down from 9.0	3.0	4.0
Student-teacher ratio in core subjects	16.7 to 1	Down from 19.3 to 1	18.0 to 1	18.5 to 1
Prime instructional time	89.2%	Down from 90.1%	89.1%	89.8%
Opportunities in the arts	Good	No Change	Good	Good
SACS accreditation	Yes	No Change	Yes	Yes
Character development program	Excellent	Up from Average	Excellent	Excellent
Dollars spent per pupil*	\$5,898	Up 1.0%	\$7,428	\$7,052
Percent of expenditures for instruction*	60.5%	Down from 67.0%	69.1%	69.1%
Percent of expenditures for teacher salaries*	55.5%	Down from 63.2%	64.1%	64.2%
% of AYP objectives met	95.2%		76.9%	85.7%

* Prior year audited financial data available.

REPORT OF PRINCIPAL AND SCHOOL IMPROVEMENT COUNCIL

The 2007-2008 school year has been rewarding and exciting, with many changes, including a new administration for Boulder Bluff Elementary. BBE celebrated the attainment of Adequate Yearly Progress as measured by NCLB criteria. To improve student achievement, we initiated Professional Learning Communities this year. This will allow teachers to examine their teaching practices and focus on student learning. Our teachers have used many data sources to guide their instruction, with the aim of improving student achievement. Teachers developed Responsive Interventions to address student needs. Those students who reached their target growth in MAP were recognized at our End of the Year Awards Ceremonies. We appreciate the partnership with our parents that led to the students' success.

Boulder Bluff Elementary received an ABC Arts grant that again allowed students to explore various areas of art education through class projects. The grant allowed for students to interact with a visiting artist. Several students' artwork was chosen to be displayed in various venues around the state, including the State House of Representatives and the State Museum. The BBE Chorus was created this year. Some of our students were All-County and All-State choral participants.

Leadership opportunities for our students were provided through participation in the student council, student postal system, our morning TV show, and classroom duties. Our teachers, students, parents, and PTO make BBE a wonderful and successful school.

Diane White, Principal
Rachel Hawkins, School Improvement Chairperson

EVALUATION RESULTS

	Teachers	Students*	Parents*
Number of surveys returned	49	71	64
Percent satisfied with learning environment	95.9%	93.0%	89.1%
Percent satisfied with social and physical environment	89.8%	91.3%	93.8%
Percent satisfied with school-home relations	53.1%	91.3%	81.0%

*Only students at the highest elementary school grade level at this school and their parents were included.

Comprehensive detail, including definitions of rating, performance criteria, and explanations of status, is available on www.ed.sc.gov and www.eoc.sc.gov as well as school and school district websites.

Printed versions are available from school districts upon request.

Abbreviations Key

N/A Not Applicable N/AV Not Available N/C Not Collected N/R Not Reported I/S Insufficient Sample TBD To be determined
NI Newly Identified CSI Continuing School Improvement CA Corrective Action RP Plan to Restructure R Restructure DELAY School Improvement Status HOLD School Improvement Status