



SC Annual School Report Card Summary

Barnwell Elementary
Barnwell 45
Grades: 4-6 **Enrollment: 574**
Principal: W. A. Owen
Superintendent: Roy Sapough
Board Chair: Valenda D. Black

PERFORMANCE

Comprehensive detail, including definitions of ratings, performance criteria, and explanations of status, is available on www.ed.sc.gov and www.eoc.sc.gov as well as school and school district websites. Printed versions are available from school districts upon request.

YEAR	ABSOLUTE RATING	GROWTH RATING	PALMETTO GOLD/SILVER AWARD	AYP STATUS	NCLB IMPROVEMENT STATUS
2008	Below Average	At-Risk	TBD	Not Met	N/A
2007	Below Average	At-Risk	N/A	Not Met	N/A
2006	Below Average	At-Risk	N/A	Not Met	N/A

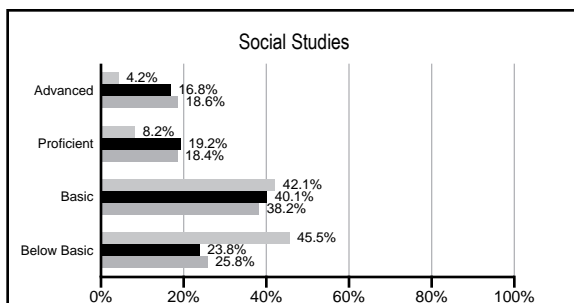
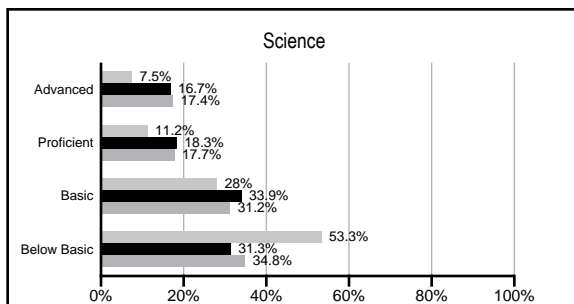
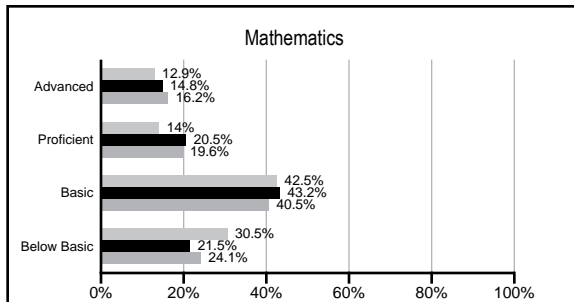
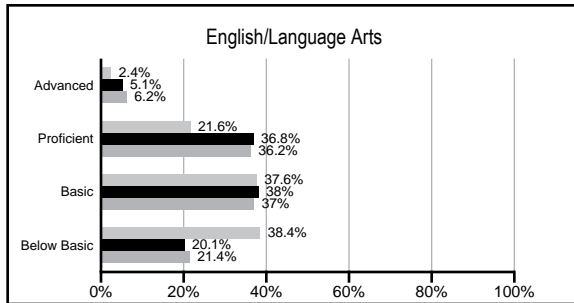
ABSOLUTE RATINGS OF ELEMENTARY SCHOOLS WITH STUDENTS LIKE OURS*

EXCELLENT	GOOD	AVERAGE	BELOW AVERAGE	AT-RISK
0	8	64	22	1

* Ratings are calculated with data available by 02/17/2009. Schools with Students like Ours are Elementary Schools with poverty indices of no more than 5% above or below the index for this school.

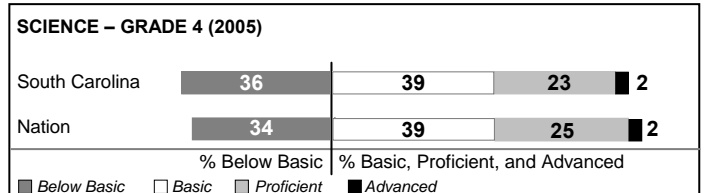

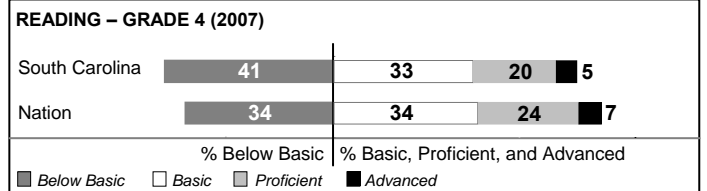
PACT PERFORMANCE

Our School
 Elementary Schools with Students Like Ours
 Elementary schools statewide



NAEP PERFORMANCE*

* Performance reported for SC and nation, data not available at school level. Percentages at NAEP Achievement Levels.



SC PERFORMANCE GOAL

2010 Goal:

By 2010, SC's student achievement will be ranked in the top half of the states nationally. To achieve this goal, we must become one of the fastest improving systems in the country.

2020 Goal: TBD

Abbreviations Key

N/A Not Applicable N/AV Not Available N/C Not Collected N/R Not Reported I/S Insufficient Sample TBD To be determined
 NI Newly Identified CSI Continuing School Improvement CA Corrective Action RP Plan to Restructure R Restructure DELAY School Improvement Status HOLD School Improvement Status

Barnwell Elementary [Barnwell 45]

SCHOOL PROFILE

	Our School	Change from Last Year	Elementary Schools with Students Like Ours	Median Elementary School
Students (n=574)				
Retention rate	0.5%	Down from 1.1%	2.3%	2.3%
Attendance rate	95.1%	Down from 95.5%	96.3%	96.3%
Eligible for gifted and talented	14.6%	No Change	10.6%	10.4%
With disabilities other than speech	11.2%	Down from 11.4%	8.5%	7.5%
Out-of-school suspensions or expulsions for violent &/or criminal offenses	0.5%	Down from 1.1%	0.0%	0.0%
Teachers (n=37)				
Teachers with advanced degrees	43.2%	Up from 41.7%	57.4%	56.7%
Continuing contract teachers	89.2%	Up from 86.1%	80.0%	77.3%
Teachers with emergency or provisional certificates	0.0%	No Change	0.0%	0.0%
Teachers returning from previous year	83.7%	N/A	87.8%	86.4%
Teacher attendance rate	94.3%	Down from 96.0%	95.0%	94.9%
Average teacher salary	\$45,347	Up 5.1%	\$45,332	\$45,345
Classes not taught by highly qualified teachers	0.0%	Down from 1.6%	0.0%	0.0%
School				
Principal's years at school	2.0	Up from 1.0	4.0	4.0
Student-teacher ratio in core subjects	15.8 to 1	Up from 14.9 to 1	18.5 to 1	18.5 to 1
Prime instructional time	89.0%	Down from 90.9%	89.8%	89.8%
Opportunities in the arts	Good	No Change	Good	Good
SACS accreditation	Yes	No Change	Yes	Yes
Character development program	Good	Up from Average	Excellent	Excellent
Dollars spent per pupil*	\$6,430	Up 8.2%	\$6,840	\$7,052
Percent of expenditures for instruction*	58.8%	Down from 63.6%	68.9%	69.1%
Percent of expenditures for teacher salaries*	55.6%	Down from 61.4%	65.0%	64.2%
% of AYP objectives met	61.9%		88.2%	85.7%

* Prior year audited financial data available.

EVALUATION RESULTS

	Teachers	Students*	Parents*
Number of surveys returned	41	174	145
Percent satisfied with learning environment	79.5%	90.7%	75.2%
Percent satisfied with social and physical environment	92.7%	89.1%	73.9%
Percent satisfied with school-home relations	73.2%	89.0%	67.9%

*Only students at the highest elementary school grade level at this school and their parents were included.

REPORT OF PRINCIPAL AND SCHOOL IMPROVEMENT COUNCIL

In this, the second year as principal at Barnwell Elementary School, I have tried to instill in our students a greater sense of intrinsic pride in their school and community.

With the addition of the laptop computer carts, we were able to offer our students more time on computer-based activities to enhance their education. One of the benefits of these new computers was the ability to assess student's gains by using the Measures of Academic Progress of Students (MAPS) three times this year with greater ease and less test fatigue because we were able to take full advantage of the assessment windows. As the process went along this year, the students became more aware that they were competing against themselves, not other students, to improve their MAPS scores. After each assessment period, students would ask me, "When can we take MAP again?" This showed an interest and desire to improve their scores by concentrating in class more to get all the lessons our staff offered. Our teachers continued to take advantage of the curriculum provided and adapted it to our needs. The student MAP gains were announced each morning and afternoon as the results became available. Teachers have told me that the students draw great pride from knowing that other students hear that they, too, are making gains.

We have also initiated a new software program called Fast ForWord designed by Scientific Learning. Students are assigned to the Fast ForWord lab based on their reading lexile levels. Those who are the greatest distance from their grade level lexile level are assigned first. The progress from our first experience from this was so outstanding that teachers of those students assigned saw the changes and requested to take a greater number of students in need to the lab, and we all saw changes in student ability as well as student behavior. We are looking forward to continuing this program with more students and greater success.

We were not able to get the Mavis Beacon Teaches Typing going as we intended, due to competitive time with the computer lab, although some students did take advantage of it. Our library selections have increased and improved to the point that we need to purchase more bookcases to accommodate our intended growth. More books are ordered and still more are being selected to be ordered. With all of the attention being paid to student achievement and performance, we are looking forward to the results of our PACT scores.

Other accomplishments during the year: We continue to maintain our SACS accreditation; 5th graders again participated in DARE; another science fair was held; the Scholastic Book Fair was again held in the fall and spring; awards were presented each quarter; the Barrier Island trip was taken; 4th grade TAG held an art show; the PTO was active and raised funds for our school; professional development continued; Mrs. Susan Gardner was selected Teacher of the Year for 2008; and the first fall carnival was held at the direction and guidance of the Faculty Task Force Committee and is already being planned for this October 17th. See you there!

W. A. Owen, Principal

Comprehensive detail, including definitions of rating, performance criteria, and explanations of status, is available on www.ed.sc.gov and www.eoc.sc.gov as well as school and school district websites.

Printed versions are available from school districts upon request.

Abbreviations Key

N/A Not Applicable N/AV Not Available N/C Not Collected N/R Not Reported I/S Insufficient Sample TBD To be determined
 NI Newly Identified CSI Continuing School Improvement CA Corrective Action RP Plan to Restructure R Restructure DELAY School Improvement Status HOLD School Improvement Status