



SC Annual School Report Card Summary

Macedonia Elementary
Barnwell 19
Grades: PK-6 Enrollment: 466
Principal: Teresa G. Reid
Superintendent: Dr. Teresa L. Pope
Board Chair: Ms. Inell Waring

PERFORMANCE

Comprehensive detail, including definitions of ratings, performance criteria, and explanations of status, is available on www.ed.sc.gov and www.eoc.sc.gov as well as school and school district websites. Printed versions are available from school districts upon request.

YEAR	ABSOLUTE RATING	GROWTH RATING	PALMETTO GOLD/SILVER AWARD	AYP STATUS	NCLB IMPROVEMENT STATUS
2008	At-Risk	Below Average	TBD	Not Met	R
2007	At-Risk	Below Average	N/A	Not Met	R
2006	At-Risk	Below Average	N/A	Not Met	RP

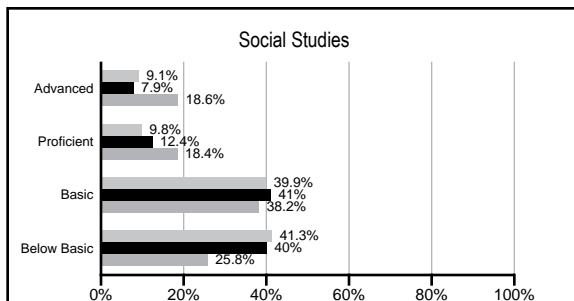
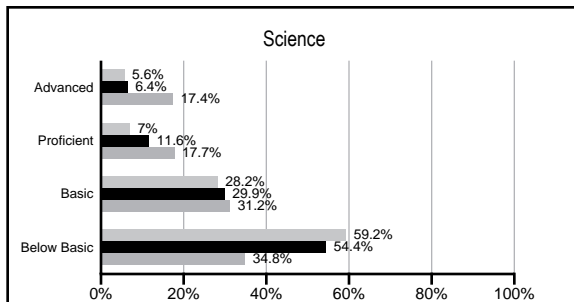
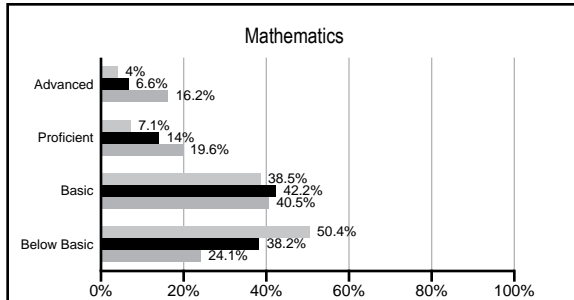
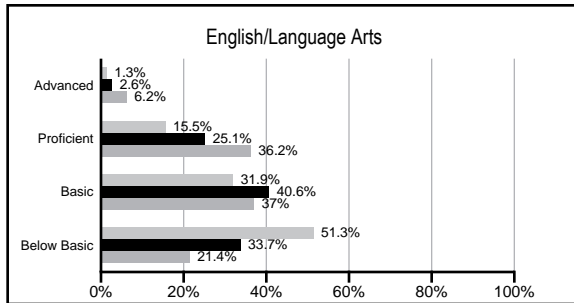
ABSOLUTE RATINGS OF ELEMENTARY SCHOOLS WITH STUDENTS LIKE OURS*

EXCELLENT	GOOD	AVERAGE	BELOW AVERAGE	AT-RISK
0	3	10	54	63

* Ratings are calculated with data available by 02/17/2009. Schools with Students like Ours are Elementary Schools with poverty indices of no more than 5% above or below the index for this school.

PACT PERFORMANCE

Our School
 Elementary Schools with Students Like Ours
 Elementary schools statewide



NAEP PERFORMANCE*

* Performance reported for SC and nation, data not available at school level. Percentages at NAEP Achievement Levels.



SC PERFORMANCE GOAL

2010 Goal:

By 2010, SC's student achievement will be ranked in the top half of the states nationally. To achieve this goal, we must become one of the fastest improving systems in the country.

2020 Goal: TBD

Abbreviations Key

N/A Not Applicable N/AV Not Available N/C Not Collected N/R Not Reported I/S Insufficient Sample TBD To be determined
 NI Newly Identified CSI Continuing School Improvement CA Corrective Action RP Plan to Restructure R Restructure DELAY School Improvement Status HOLD School Improvement Status

Macedonia Elementary [Barnwell 19]

SCHOOL PROFILE

	Our School	Change from Last Year	Elementary Schools with Students Like Ours	Median Elementary School
Students (n=466)				
Retention rate	2.5%	Down from 6.8%	3.1%	2.3%
Attendance rate	95.3%	Down from 95.5%	96.0%	96.3%
Eligible for gifted and talented	2.9%	Down from 5.1%	3.3%	10.4%
With disabilities other than speech	8.6%	Up from 8.5%	7.8%	7.5%
Out-of-school suspensions or expulsions for violent &/or criminal offenses	0.0%	No Change	0.0%	0.0%
Teachers (n=33)				
Teachers with advanced degrees	39.4%	Up from 37.5%	54.0%	56.7%
Continuing contract teachers	78.8%	Down from 87.5%	69.2%	77.3%
Teachers with emergency or provisional certificates	0.0%	Down from 3.4%	0.0%	0.0%
Teachers returning from previous year	83.7%	Down from 85.8%	82.9%	86.4%
Teacher attendance rate	94.0%	Up from 92.6%	95.0%	94.9%
Average teacher salary	\$41,195	Up 8.6%	\$43,838	\$45,345
Classes not taught by highly qualified teachers	0.0%	Down from 24.2%	0.8%	0.0%
School				
Principal's years at school	1.0	No Change	3.0	4.0
Student-teacher ratio in core subjects	14.9 to 1	Down from 17.5 to 1	16.6 to 1	18.5 to 1
Prime instructional time	87.6%	Up from 86.3%	89.3%	89.8%
Opportunities in the arts	Fair	Up from Poor	Good	Good
SACS accreditation	Yes	Up from No	Yes	Yes
Character development program	Good	No Change	Excellent	Excellent
Dollars spent per pupil*	\$7,896	Up 9.2%	\$8,142	\$7,052
Percent of expenditures for instruction*	65.2%	Down from 67.7%	68.5%	69.1%
Percent of expenditures for teacher salaries*	53.9%	Down from 55.2%	61.3%	64.2%
% of AYP objectives met	52.4%		69.2%	85.7%

* Prior year audited financial data available.

EVALUATION RESULTS

	Teachers	Students*	Parents*
Number of surveys returned	32	52	19
Percent satisfied with learning environment	90.6%	82.7%	78.9%
Percent satisfied with social and physical environment	93.5%	80.8%	78.9%
Percent satisfied with school-home relations	61.3%	84.6%	73.7%

*Only students at the highest elementary school grade level at this school and their parents were included.

REPORT OF PRINCIPAL AND SCHOOL IMPROVEMENT COUNCIL

Macedonia Elementary School is an environment in which the administration, faculty/staff, parents, and community work together to provide multiple opportunities for students to achieve their maximum academic potential.

There have been numerous accomplishments due to intense effort and commitment of everyone striving toward a common goal. On the academic front, we are proud to have received initial accreditation from the Southern Association of Colleges and Schools Council on Accreditation and School Improvement. Our school met four of the five Focused School Renewal Plan goals. Scores in Measures of Academic Progress have increased markedly each time the test has been administered. In addition, the quarterly benchmark scores were documented as above-average.

On the extracurricular front, our students (with the help of both family and community members) were able to raise funds for several commendable projects: Pennies for Patients, the American Cancer Society's Relay for Life, and St. Jude's Math-A-Thon. We continued a Clemson Extension partnership with the Mini-Society and a 4-H club. Also, many students benefited from newly formed groups including the girls' Butterfly organization, the boys' "Males Poised for Greatness" organization, and a Lunch Buddy partnership with Allied Air Enterprises, Inc.

Our school works very hard to encourage community and parental involvement. We realize that, in order to accomplish our educational goals, we must work together as a team to meet the needs of our children. Our teachers and administration offer numerous opportunities for two-way communication and parent involvement. We also appreciate the hard work of our Parent/Teacher/Student Organization (PTSO) and School Improvement Council. The PTSO has assisted with several after-school family activities that promoted parental involvement.

Our curriculum is aligned with South Carolina's standards, and we strive to incorporate strategies which accommodate the different learning styles of our student population. Teachers have participated in various professional development activities, which focused on differentiated instruction, formative testing, and balanced literacy. Other teacher learning opportunities include, but are not limited to, Bloom's Taxonomy, Classroom Management, and Standard's Support Training.

Although our efforts and accomplishments are a great source of satisfaction and fulfillment for us all, we have no plans to rest on our laurels in the future. Many more triumphs are just ahead for the Macedonia Family.

Teresa G. Reid, Principal
Jackie Holman, School Improvement Council Chairman

Comprehensive detail, including definitions of rating, performance criteria, and explanations of status, is available on www.ed.sc.gov and www.eoc.sc.gov as well as school and school district websites.

Printed versions are available from school districts upon request.

Abbreviations Key

N/A Not Applicable N/AV Not Available N/C Not Collected N/R Not Reported I/S Insufficient Sample TBD To be determined

NI Newly Identified CSI Continuing School Improvement CA Corrective Action RP Plan to Restructure R Restructure DELAY School Improvement Status HOLD School Improvement Status