



# SC Annual School Report Card Summary

Denmark-Olar Elementary  
Bamberg 2

Grades: PK-5

Enrollment: 421

Principal: Isaiah Echols

Superintendent: Dr. Secaida Howell

Board Chair: Alvin Maynor

## PERFORMANCE

Comprehensive detail, including definitions of ratings, performance criteria, and explanations of status, is available on [www.ed.sc.gov](http://www.ed.sc.gov) and [www.eoc.sc.gov](http://www.eoc.sc.gov) as well as school and school district websites. Printed versions are available from school districts upon request.

YEAR	ABSOLUTE RATING	GROWTH RATING	PALMETTO GOLD/SILVER AWARD	AYP STATUS	NCLB IMPROVEMENT STATUS
2008	At-Risk	Below Average	TBD	Not Met	R
2007	At-Risk	At-Risk	N/A	Not Met	RP
2006	At-Risk	At-Risk	Silver	Not Met	CA

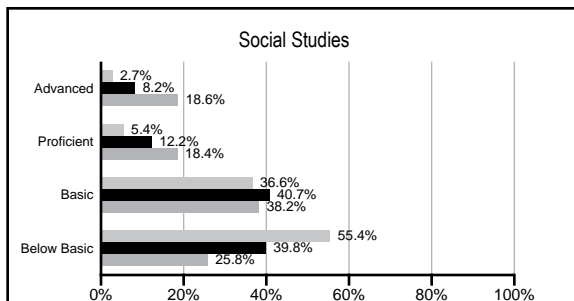
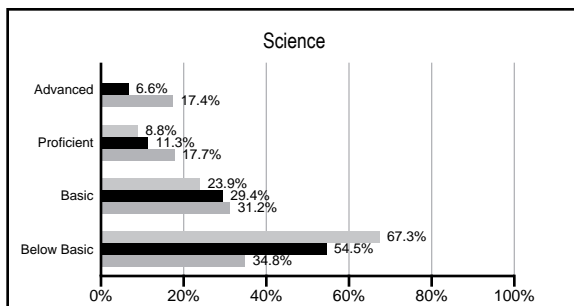
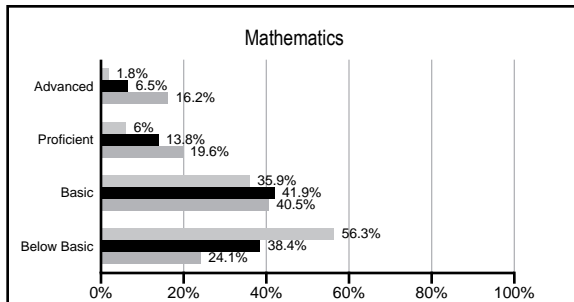
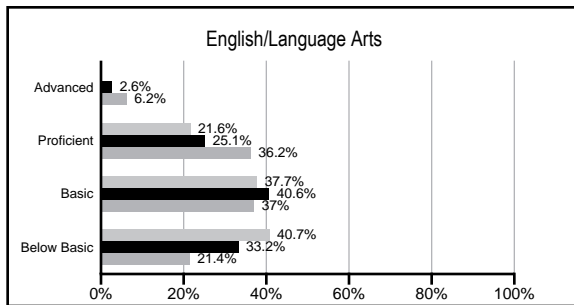
## ABSOLUTE RATINGS OF ELEMENTARY SCHOOLS WITH STUDENTS LIKE OURS\*

EXCELLENT	GOOD	AVERAGE	BELOW AVERAGE	AT-RISK
0	4	7	52	61

\* Ratings are calculated with data available by 02/17/2009. Schools with Students like Ours are Elementary Schools with poverty indices of no more than 5% above or below the index for this school.

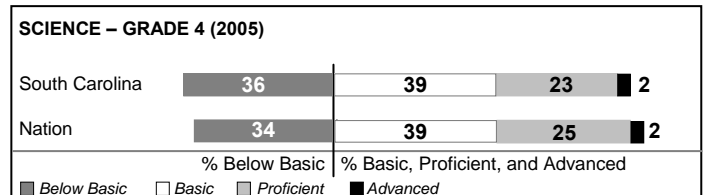
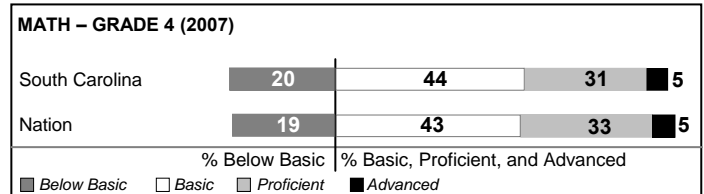
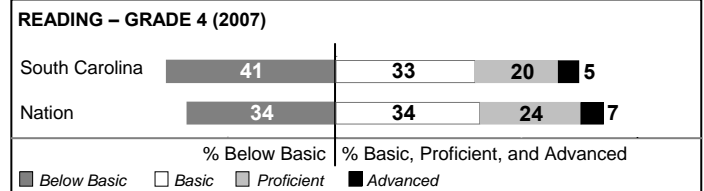
## PACT PERFORMANCE

Our School
  Elementary Schools with Students Like Ours
  Elementary schools statewide



## NAEP PERFORMANCE\*

\* Performance reported for SC and nation, data not available at school level. Percentages at NAEP Achievement Levels.



## SC PERFORMANCE GOAL

2010 Goal:

*By 2010, SC's student achievement will be ranked in the top half of the states nationally. To achieve this goal, we must become one of the fastest improving systems in the country.*

2020 Goal: TBD

### Abbreviations Key

N/A Not Applicable N/AV Not Available N/C Not Collected N/R Not Reported I/S Insufficient Sample TBD To be determined  
NI Newly Identified CSI Continuing School Improvement CA Corrective Action RP Plan to Restructure R Restructure DELAY School Improvement Status HOLD School Improvement Status

# Denmark-Olar Elementary [Bamberg 2]

## SCHOOL PROFILE

	Our School	Change from Last Year	Elementary Schools with Students Like Ours	Median Elementary School
<b>Students (n=421)</b>				
Retention rate	7.4%	Up from 3.4%	3.1%	2.3%
Attendance rate	98.8%	Down from 99.8%	96.0%	96.3%
Eligible for gifted and talented	2.7%	Down from 3.3%	2.9%	10.4%
With disabilities other than speech	6.3%	Up from 5.7%	7.8%	7.5%
Out-of-school suspensions or expulsions for violent &/or criminal offenses	0.0%	Down from 0.7%	0.0%	0.0%
<b>Teachers (n=30)</b>				
Teachers with advanced degrees	43.3%	Down from 48.3%	54.4%	56.7%
Continuing contract teachers	70.0%	Down from 82.8%	69.0%	77.3%
Teachers with emergency or provisional certificates	8.0%	Up from 0.0%	0.0%	0.0%
Teachers returning from previous year	80.7%	Down from 86.5%	82.6%	86.4%
Teacher attendance rate	93.5%	Down from 96.1%	95.0%	94.9%
Average teacher salary	\$40,917	Up 1.6%	\$43,838	\$45,345
Classes not taught by highly qualified teachers	5.2%	Down from 14.8%	0.8%	0.0%
<b>School</b>				
Principal's years at school	34.0	Up from 3.5	3.0	4.0
Student-teacher ratio in core subjects	18.5 to 1	Up from 14.4 to 1	16.6 to 1	18.5 to 1
Prime instructional time	92.0%	Down from 92.5%	89.3%	89.8%
Opportunities in the arts	Good	Up from Fair	Good	Good
SACS accreditation	No	No Change	Yes	Yes
Character development program	Excellent	Up from Good	Excellent	Excellent
Dollars spent per pupil*	\$7,655	Up 1.8%	\$8,189	\$7,052
Percent of expenditures for instruction*	63.3%	Up from 57.0%	68.5%	69.1%
Percent of expenditures for teacher salaries*	57.3%	Up from 53.3%	60.9%	64.2%
% of AYP objectives met	53.8%		69.2%	85.7%

\* Prior year audited financial data available.

## REPORT OF PRINCIPAL AND SCHOOL IMPROVEMENT COUNCIL

There were many enriching activities that took place during the 2007-2008 school year for our students. We worked hard to provide an atmosphere conducive to learning and enjoyable to our students. The faculty and staff at Denmark-Olar Elementary School are committed to continuously improving student achievement and increasing academic excellence in all areas. We truly believe each child can achieve. We adopted a new curriculum this year, which further increased the level of classroom instruction. We continued implementation of PBIS (Positive Behavior Interventions and Support), a disciplinary program, which we believe also enhanced student achievement.

With the assistance of Mrs. Liller Hamilton, chairperson of the School Improvement Council, and Mrs. Gloris Robertson, PTO president, we continue to encourage parents and the community to aid us in meeting the challenge of educating the whole child. Additionally, in celebration of exceptional staff leadership, Mrs. Ella Mack was elected Teacher of the Year and Mrs. Mary Jones was voted Staff Person of the Year.

At Denmark-Olar Elementary School, our philosophy is that all children can and will learn to their fullest potential. We are preparing our students to become productive citizens in a global society.

Isaiah Echols, Principal

## EVALUATION RESULTS

	Teachers	Students*	Parents*
Number of surveys returned	27	60	57
Percent satisfied with learning environment	70.4%	95.0%	70.2%
Percent satisfied with social and physical environment	59.3%	54.2%	72.2%
Percent satisfied with school-home relations	58.3%	89.8%	81.8%

\*Only students at the highest elementary school grade level at this school and their parents were included.

Comprehensive detail, including definitions of rating, performance criteria, and explanations of status, is available on [www.ed.sc.gov](http://www.ed.sc.gov) and [www.eoc.sc.gov](http://www.eoc.sc.gov) as well as school and school district websites.

Printed versions are available from school districts upon request.

### Abbreviations Key

N/A Not Applicable N/AV Not Available N/C Not Collected N/R Not Reported I/S Insufficient Sample TBD To be determined  
 NI Newly Identified CSI Continuing School Improvement CA Corrective Action RP Plan to Restructure R Restructure DELAY School Improvement Status HOLD School Improvement Status