



# SC Annual School Report Card Summary

**Ehrhardt Elementary  
Bamberg 1**  
**Grades: K-4** Enrollment: 87  
**Principal: Ronald Bunch**  
**Superintendent: Phyllis K. Schwarting**  
**Board Chair: Dr. R. Dale Padgett**

## PERFORMANCE

Comprehensive detail, including definitions of ratings, performance criteria, and explanations of status, is available on [www.ed.sc.gov](http://www.ed.sc.gov) and [www.eoc.sc.gov](http://www.eoc.sc.gov) as well as school and school district websites. Printed versions are available from school districts upon request.

YEAR	ABSOLUTE RATING	GROWTH RATING	PALMETTO GOLD/SILVER AWARD	AYP STATUS	NCLB IMPROVEMENT STATUS
2008	Average	Excellent	TBD	Met	N/A
2007	Average	Average	N/A	Met	N/A
2006	Below Average	Below Average	N/A	Met	N/A

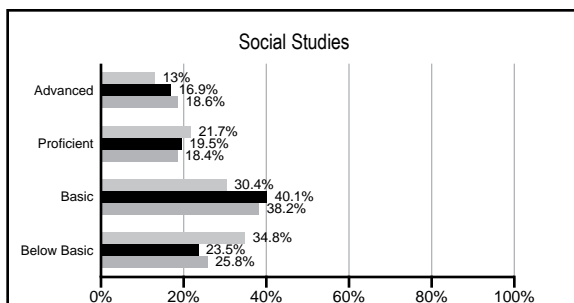
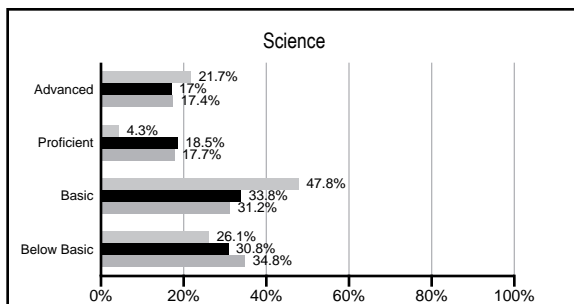
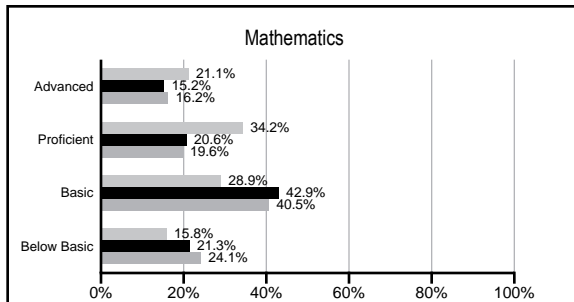
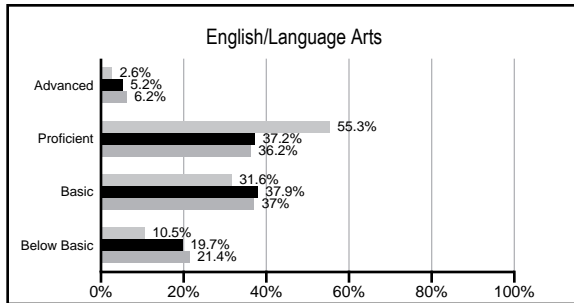
## ABSOLUTE RATINGS OF ELEMENTARY SCHOOLS WITH STUDENTS LIKE OURS\*

EXCELLENT	GOOD	AVERAGE	BELOW AVERAGE	AT-RISK
0	7	67	19	1

\* Ratings are calculated with data available by 02/17/2009. Schools with Students like Ours are Elementary Schools with poverty indices of no more than 5% above or below the index for this school.


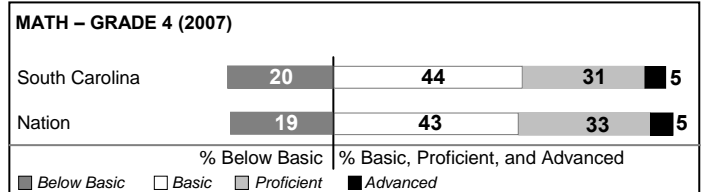
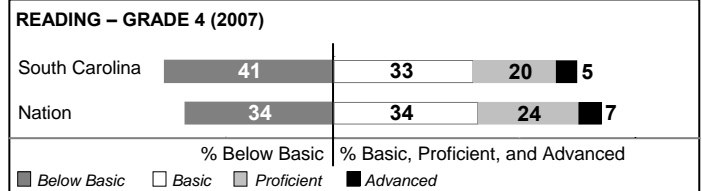
## PACT PERFORMANCE

Our School
  Elementary Schools with Students Like Ours
  Elementary schools statewide



## NAEP PERFORMANCE\*

\* Performance reported for SC and nation, data not available at school level. Percentages at NAEP Achievement Levels.



## SC PERFORMANCE GOAL

2010 Goal:

*By 2010, SC's student achievement will be ranked in the top half of the states nationally. To achieve this goal, we must become one of the fastest improving systems in the country.*

2020 Goal: TBD

### Abbreviations Key

N/A Not Applicable N/AV Not Available NIC Not Collected N/R Not Reported I/S Insufficient Sample TBD To be determined  
 NI Newly Identified CSI Continuing School Improvement CA Corrective Action RP Plan to Restructure R Restructure DELAY School Improvement Status HOLD School Improvement Status

# Ehrhardt Elementary [Bamberg 1]

## SCHOOL PROFILE

	Our School	Change from Last Year	Elementary Schools with Students Like Ours	Median Elementary School
<b>Students (n=87)</b>				
Retention rate	3.4%	Up from 2.1%	2.3%	2.3%
Attendance rate	96.0%	Up from 95.5%	96.3%	96.3%
Eligible for gifted and talented	26.3%	Up from 17.2%	11.0%	10.4%
With disabilities other than speech	0.0%	No Change	8.4%	7.5%
Out-of-school suspensions or expulsions for violent &/or criminal offenses	0.0%	No Change	0.0%	0.0%
<b>Teachers (n=7)</b>				
Teachers with advanced degrees	85.7%	Down from 90.0%	56.5%	56.7%
Continuing contract teachers	85.7%	Up from 70.0%	80.0%	77.3%
Teachers with emergency or provisional certificates	0.0%	No Change	0.0%	0.0%
Teachers returning from previous year	91.1%	Up from 87.5%	87.8%	86.4%
Teacher attendance rate	95.1%	Up from 94.4%	95.0%	94.9%
Average teacher salary	\$45,948	Up 10.0%	\$45,039	\$45,345
Classes not taught by highly qualified teachers	0.0%	No Change	0.0%	0.0%
<b>School</b>				
Principal's years at school	13.0	No Change	3.0	4.0
Student-teacher ratio in core subjects	15.0 to 1	Up from 13.0 to 1	18.6 to 1	18.5 to 1
Prime instructional time	89.8%	Up from 89.6%	89.8%	89.8%
Opportunities in the arts	Good	No Change	Good	Good
SACS accreditation	No	No Change	Yes	Yes
Character development program	Average	Down from Good	Excellent	Excellent
Dollars spent per pupil*	\$8,708	Up 3.5%	\$6,718	\$7,052
Percent of expenditures for instruction*	66.8%	Up from 64.4%	68.9%	69.1%
Percent of expenditures for teacher salaries*	65.8%	Up from 57.6%	65.0%	64.2%
% of AYP objectives met	100.0%		86.2%	85.7%

\* Prior year audited financial data available.

## EVALUATION RESULTS

	Teachers	Students*	Parents*
Number of surveys returned	7	8	4
Percent satisfied with learning environment	100.0%	I/S	I/S
Percent satisfied with social and physical environment	100.0%	I/S	I/S
Percent satisfied with school-home relations	100.0%	I/S	I/S

\*Only students at the highest elementary school grade level at this school and their parents were included.

## REPORT OF PRINCIPAL AND SCHOOL IMPROVEMENT COUNCIL

Ehrhardt Elementary School did a comprehensive needs assessment in 2005-2006 that addressed the following areas: 1) Student Achievement, 2) Teacher/Principal Quality, 3) School Climate/Home Relations, and 4) Several other areas with a special emphasis on Technology.

The committee considered strengths, weaknesses, and areas that needed improvement. The district decided to use the 2003 and 2004 PACT scores as the baseline data. The data did not indicate any problems in any specific sub-group based on the fact that our school enrollment is so small that most sub-group data was not given.

The 2007 PACT data indicated that EES made improvement in ELA and Math as documented by fewer students scoring below basic. Data for Science and Social Studies were not available.

Teacher quality continues to be a strong area for EES in that 100% of the teachers and the principal are Highly Qualified as defined by the No Child Left Behind Law.

Parent involvement stayed strong as indicated by the fact that the number of parents having conferences remained at 100% for the 2007-2008 school year.

Our school continues to address the use of computers on a daily basis and making life skills and character education a high priority. We made major strides in making computers a part of our daily routine by improving the percent of computers that are available for use. Research has shown that Character Education is very valuable to students. Research says that how you feel about yourself and how happy you are with your surroundings definitely influence classroom performance.

Our program continues to focus on staff development, a balanced literacy and math program, emphasis on science and social studies, teacher commitment to quality education, use of volunteers, and closely following the state standards.

Ronald Bunch, Principal  
Tenna Kinard, School Improvement Council Chairperson

Comprehensive detail, including definitions of rating, performance criteria, and explanations of status, is available on [www.ed.sc.gov](http://www.ed.sc.gov) and [www.eoc.sc.gov](http://www.eoc.sc.gov) as well as school and school district websites.

Printed versions are available from school districts upon request.

### Abbreviations Key

N/A Not Applicable N/AV Not Available N/C Not Collected N/R Not Reported I/S Insufficient Sample TBD To be determined

NI Newly Identified CSI Continuing School Improvement CA Corrective Action RP Plan to Restructure R Restructure DELAY School Improvement Status HOLD School Improvement Status